

HYDRAULIC HOSE FITTINGS & ADAPTERS





Dunlop Hiflex is one of the market's most established suppliers of hydraulic fluid conveyance and industrial fluid conveyance products and systems.

The manufacturing of hoses and couplings, for both high and low pressure, gives Dunlop Hiflex extensive knowledge of the products and enables us to put forward suggestions for new solutions and improvements for the industry.



// DUNLOP HIFLEX

// THE FIRST HOSES

Scotland, 1887. John Boyd Dunlop, a Scottish born inventive veterinarian observes his son as he's cycling down a bumpy road. The bike has hard solid rubber tyres and the ride is rough and shaky. The ride is neither fast nor particularly comfortable. He then comes up with an idea of wrapping an air filled rubber hose around the rim. In 1888 he patented the idea and the rest as we say, is history.



// A PRODUCT THAT CHANGED THE WORLD

John Dunlop's idea about air-filled rubber hoses was the beginning of an industrial manufacturing of air-filled tires and, later, a development of hydraulic and industrial hoses.

We, at Dunlop Hiflex, **are specialists at hoses for high and low pressure** and through our unique position with **manufacturing** in our own factories, in **Halmstad** and **Pirkkala**, we are leading the development of the **next generation of top-quality hoses**. Moreover, our widespread branch network throughout the Nordic Countries and Germany provides customers with an excellent service.

Today we are a part of the Alfacomma Group, one of the leading manufactures of hoses in the world. But we still carry the name that originated from a Scot and bike with pride.

2

PLANTS

41

STORES

121

DISTRIBUTORS

FINLAND

Hämeenlinna
Imatra
Joensuu
Jyväskylä
Kotka
Kouvola
Lahti
Mikkeli
Pirkkala
Pori
Rovaniemi
Turku
Vantaa

ESTONIA

Tallinn
Tartu

SWEDEN

Borlänge
Göteborg
Halmstad
Ljungby
Malmö
Norrköping
Stockholm
Umeå
Växjö
Örebro

DENMARK

Aarhus
Brøndby
Esbjerg
Kolding
Odense

NORWAY

Bergen
Harstad
Kristiansand
Oslo
Stavanger
Tromsø
Trondheim
Ålesund

GERMANY

Hamburg
Nürnberg
Wiehl

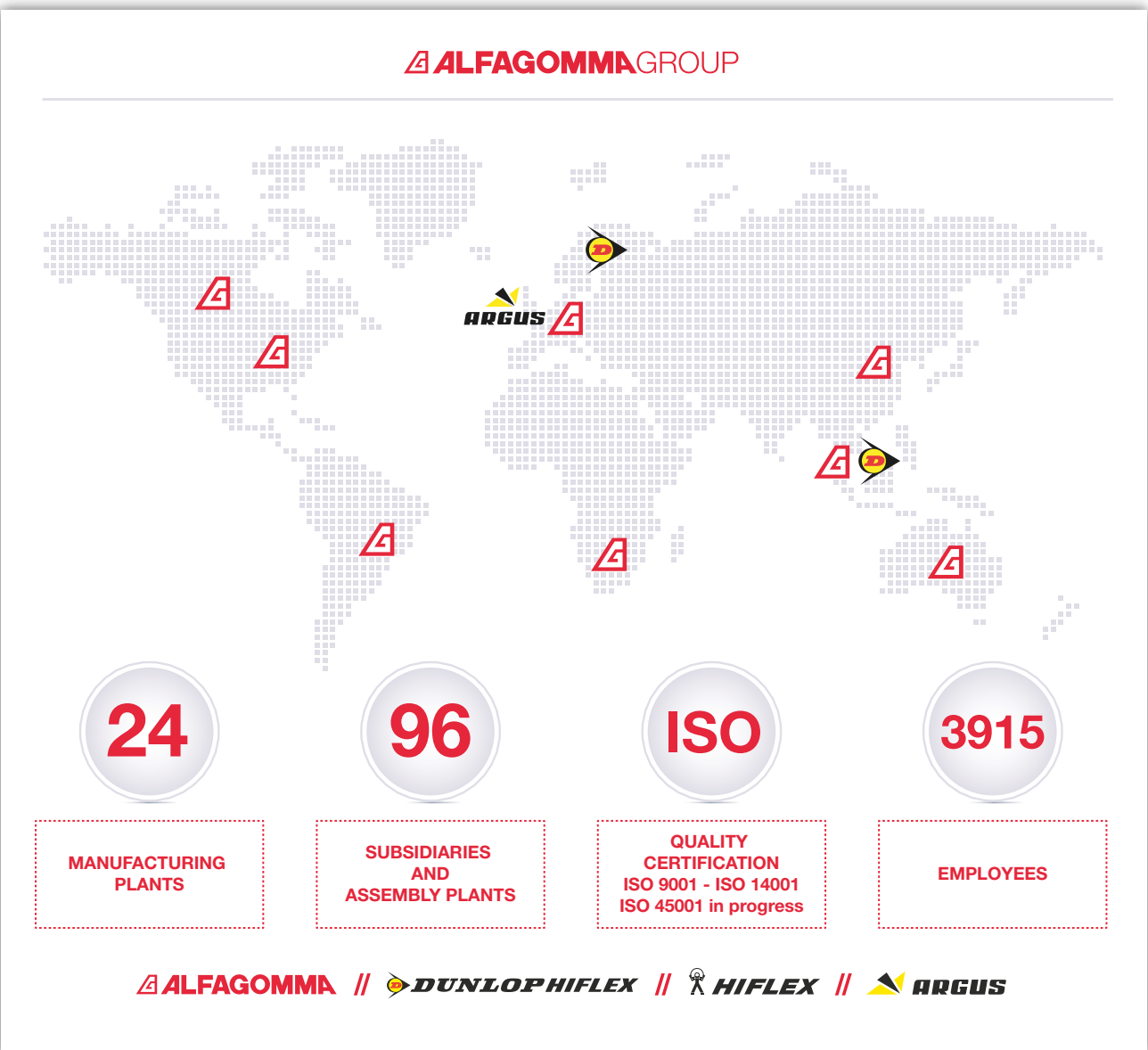


// ALFAGOMMA GROUP

Dunlop Hiflex was acquired by Alfacomma Group in 2005. The Group, established in 1956, is a global manufacturer specialized in highly engineered, technically demanding hydraulic and industrial products, created with a commitment to excellence in quality and innovation.

// RESEARCH AND DEVELOPMENT

Alfacomma is focused on continuous improvement, proven by its constant engineering innovation at product, process and production level, which has made it possible to quickly respond to evolving international regulations, improving products performance, safety and efficiency. The company's distinguishing feature is its ability to innovate, by investing in research and development of products and materials, and designing solutions that meet customer's requirements, in compliance with international regulations.



// MAIN HYDRAULIC APPLICATION



// INDEX



// HOSE.....	7
// FERRULE SELECTION CHART.....	34
// STANDARD FITTINGS.....	38
// NEW POWERTRAK FITTINGS.....	92
// WATERBLAST FITTINGS.....	107
// INTERLOCK FITTINGS.....	111
// BSP ADAPTERS.....	129
// JIC 37° ADAPTERS.....	152
// ORFS ADAPTERS.....	190
// DIN 24° ADAPTERS.....	216
// PRESSURE WASH ADAPTERS.....	287
// HYDRAULIC QUICK COUPLINGS.....	290
// CLAMPS.....	323
// PIPES.....	341
// ACCESSORIES.....	348
// MACHINES AND TOOLS.....	378
// APPENDIX.....	396
// INDEX.....	426

// ICONS



Det Norske Veritas
Germanischer Lloyd



Halogen free



High Temperature
resistance



Lloyd's Register
approved



U.S. Mine Safety and
Health Administration
approved



Low Temperature
resistance

THE SAFE SOLUTION FOR WATERBLASTING APPLICATION



WATERBLAST

MAIN APPLICATION

- SURFACE PREPARATION AND CLEANING
- HYDRODEMOLITION
- WATER JET CUTTING



// HOSE

// TEXTILE BRAID.....	8	// LOW TEMPERATURE.....	19
// WIRE BRAID.....	9	// OIL RETURN LINES.....	20
// WIRE SPIRAL - POWERFLEXBIO.....	15	// PRESSURE WASH.....	22
// TUFLEX.....	17	// THERMOPLASTIC.....	25
// HIGH TEMPERATURE.....	18	// PTFE.....	32

// TEXTILE BRAID

// ARGUS 2TE



EN 854 2TE

Tube: oil resistant synthetic rubber.

Reinforcement: one high tensile textile braid.

Cover: abrasion, ozone and hydrocarbon resistant synthetic rubber.

Application: medium pressure hydraulic lines, fuel oil, antifreeze solutions, air and water.

Temperature: -40 °C +100 °C (-40 °F +212 °F)
air max T = +70 °C (+160 °F)

Length: random

DH SCAN crimp short code: 2TE

Item Code	ID (Dash)	ID (mm)	ID (in)	OD (mm)	OD (in)	WP (Mpa)	WP (psi)	BP (Mpa)	BP (psi)	BR (mm)	BR (in)	Weight (kg/m)	Weight (lb/ft)
1001398	4	6,0	1/4"	13,1	0,52	7,5	1100	30,0	4300	40	1,57	0,112	0,08
1001399	5	8,0	5/16"	14,9	0,59	6,8	986	27,0	3945	50	1,97	0,148	0,10
1001400	6	10,0	3/8"	16,5	0,65	6,3	920	25,2	3680	60	2,36	0,163	0,11
1001401	8	13,0	1/2"	19,7	0,78	5,8	840	23,2	3360	70	2,76	0,216	0,15
1001402	10	16,0	5/8"	23,9	0,94	5,0	730	20,0	2900	90	3,54	0,281	0,19
1001761	12	19,0	3/4"	27,0	1,06	4,5	650	18,0	2610	110	4,33	0,350	0,24
1001404	16	25,0	1"	34,4	1,35	4,0	600	16,0	2320	150	5,91	0,497	0,34

// 2TE RAILWAY



EN 854 2TE - EN 45545-2

Tube: oil resistant synthetic rubber.

Reinforcement: one high tensile textile braid.

Cover: abrasion, ozone and hydrocarbon resistant synthetic rubber.

Application: medium pressure hydraulic lines, fuel oil, antifreeze solutions, air and water.

Specially designed for railway applications.

Temperature: -40 °C +100 °C (-40 °F +212 °F)
air max T = +70 °C (+160 °F)

Length: random

Item Code	ID (Dash)	ID (mm)	ID (in)	OD (mm)	OD (in)	WP (Mpa)	WP (psi)	BP (Mpa)	BP (psi)	BR (mm)	BR (in)	Weight (kg/m)	Weight (lb/ft)
1002681	5	8,0	5/16"	14,9	0,59	6,8	986	27,0	3945	50	1,97	0,148	0,10
1002682	6	10,0	3/8"	16,5	0,65	6,3	920	25,2	3680	60	2,36	0,163	0,11
1002683	8	13,0	1/2"	19,7	0,78	5,8	840	23,2	3360	70	2,76	0,206	0,14
1002684	10	16,0	5/8"	23,9	0,94	5,0	730	20,0	2900	90	3,54	0,281	0,19
1002685	12	19,0	3/4"	27,0	1,06	4,5	650	18,0	2610	110	4,33	0,350	0,24
1002686	16	25,0	1"	34,4	1,35	4,0	600	16,0	2320	150	5,91	0,497	0,34

REV.2.1

// WIRE BRAID

// 121T SLIMLINE PLUS - 1SC

**EN 857 1SC - ISO 11237****Tube:** oil resistant synthetic rubber.**Reinforcement:** one high tensile steel braid.**Cover:** abrasion, ozone and hydrocarbon resistant synthetic rubber.**Application:** high pressure hydraulic lines, fuel oil, antifreeze solutions, air and water.**Temperature:** -40 °C +100 °C (-40 °F +212 °F)
air max T = +70 °C (+160 °F)**Length:** random**DH SCAN crimp short code:** 121B

Item Code	ID (Dash)	ID (mm)	ID (in)	OD (mm)	OD (in)	WP (Mpa)	WP (psi)	BP (Mpa)	BP (psi)	BR (mm)	BR (in)	Weight (kg/m)	Weight (lb/ft)
1000944	4	6,0	1/4"	12,1	0,48	22,5	3250	90,0	13000	50	1,97	0,170	0,12
1000948	6	10,0	3/8"	15,6	0,61	21,0	3000	84,0	12000	65	2,56	0,260	0,18
1000950	8	13,0	1/2"	19,5	0,77	16,0	2320	64,0	9280	90	3,54	0,410	0,28
1000952	10	16,0	5/8"	23,0	0,91	13,0	1900	52,0	7560	100	3,94	0,440	0,30
1000954	12	19,0	3/4"	26,7	1,05	10,5	1530	42,0	6000	125	4,92	0,570	0,39
1000956	16	25,0	1"	34,9	1,37	8,8	1280	35,2	5100	150	5,91	0,740	0,50

// 141T SUPERSLIMLINE

**Tube:** oil resistant synthetic rubber.**Reinforcement:** one high tensile steel braid.**Cover:** abrasion, ozone and hydrocarbon resistant synthetic rubber.**Application:** high pressure hydraulic lines, fuel oil, antifreeze solutions, air and water.**Temperature:** -40 °C +100 °C (-40 °F +212 °F)
air max T = +70 °C (+160 °F)**Length:** random**DH SCAN crimp short code:** 141T

Item Code	ID (Dash)	ID (mm)	ID (in)	OD (mm)	OD (in)	WP (Mpa)	WP (psi)	BP (Mpa)	BP (psi)	BR (mm)	BR (in)	Weight (kg/m)	Weight (lb/ft)
1001212	4	6,0	1/4"	12,0	0,47	28,0	4000	112,0	16000	80	3,15	0,170	0,12
1001112	6	10,0	3/8"	15,4	0,61	22,5	3250	90,0	13000	105	4,13	0,260	0,18
1001778	8	13,0	1/2"	19,2	0,76	21,0	3000	84,0	12000	120	4,72	0,360	0,25

// 122T GREENLINE PLUS - 1SN/R1AT



SAE 100 R1AT - ISO 1436-1 - UNI EN 853 1SN

Tube: oil resistant synthetic rubber.

Reinforcement: one high tensile steel braid.

Cover: smooth up to 1", wrapped over 1". Abrasion, ozone and hydrocarbon resistant synthetic rubber.

Application: high pressure hydraulic lines, fuel oil, antifreeze solutions, air and water.

Temperature: -40 °C +100 °C (-40 °F +212 °F)
air max T = +70 °C (+160 °F)

Length: random up to 1" - 61 m max over 1 1/4"

DH SCAN crimp short code: 122T

Item Code	ID (Dash)	ID (mm)	ID (in)	OD (mm)	OD (in)	WP (Mpa)	WP (psi)	BP (Mpa)	BP (psi)	BR (mm)	BR (in)	Weight (kg/m)	Weight (lb/ft)
1002584	3	5,0	3/16"	11,1	0,44	25,0	3630	100,0	14500	90	3,54	0,160	0,11
1002755	4	6,0	1/4"	13,0	0,51	22,5	3250	90,0	13000	100	3,94	0,198	0,14
1003033	5	8,0	5/16"	14,5	0,57	21,5	3120	86,0	12500	115	4,53	0,236	0,16
1002756	6	10,0	3/8"	17,2	0,68	18,0	2610	72,0	10500	130	5,12	0,313	0,22
1002758	8	13,0	1/2"	20,1	0,79	16,0	2320	64,0	9280	180	7,09	0,367	0,25
1002760	10	16,0	5/8"	23,1	0,91	13,0	1900	52,0	7560	200	7,87	0,466	0,32
1002761	12	19,0	3/4"	27,3	1,07	10,5	1530	42,0	6000	240	9,45	0,555	0,38
1002763	16	25,0	1"	35,2	1,39	8,8	1280	35,2	5100	300	11,81	0,950	0,64
1002765	20	32,0	1 1/4"	42,1	1,66	6,3	920	25,2	3680	420	16,54	1,095	0,74
1001371	24	38,0	1 1/2"	49,2	1,94	5,0	730	20,0	2900	500	19,69	1,411	0,95
1001372	32	51,0	2"	62,4	2,46	4,0	600	16,0	2320	630	24,80	1,864	1,26

// 221T SLIMLINE PLUS - 2SC



EN 857 2SC - ISO 11237

Tube: oil resistant synthetic rubber.

Reinforcement: two high tensile steel braids.

Cover: abrasion, ozone and hydrocarbon resistant synthetic rubber.

Application: high pressure hydraulic lines, fuel oil, antifreeze solutions, air and water.

Temperature: -40 °C +100 °C (-40 °F +212 °F)
air max T = +70 °C (+160 °F)

Length: random on Reel Pack.

DH SCAN crimp short code: 221T

Item Code	ID (Dash)	ID (mm)	ID (in)	OD (mm)	OD (in)	WP (Mpa)	WP (psi)	BP (Mpa)	BP (psi)	BR (mm)	BR (in)	Weight (kg/m)	Weight (lb/ft)
1001006	4	6,0	1/4"	13,2	0,52	40,0	5850	160,0	23200	50	1,97	0,255	0,18
1001011	6	10,0	3/8"	17,0	0,67	33,0	4800	132,0	19200	65	2,56	0,370	0,25
1001015	8	13,0	1/2"	20,3	0,80	27,5	4000	110,0	16000	90	3,54	0,470	0,32
1001017	10	16,0	5/8"	23,9	0,94	25,0	3630	100,0	14500	100	3,94	0,591	0,40
1001020	12	19,0	3/4"	27,9	1,10	21,5	3120	86,0	12500	120	4,72	0,760	0,52
1001022	16	25,0	1"	34,6	1,36	16,5	2400	66,0	9600	150	5,91	1,130	0,76

REV.2.1

// 241T SUPERSLIMLINE - HI-TUFF



MSHA

EN 857 2SC (up to 1") - ISO 11237 - SAE 100 R16

Tube: oil resistant synthetic rubber.

Reinforcement: two high tensile steel braids.

Cover: smooth up to 1", wrapped over 1". Abrasion, ozone and hydrocarbon resistant synthetic rubber.

Application: high pressure hydraulic lines, fuel oil, antifreeze solutions, air and water.

Temperature: -40 °C +100 °C (-40 °F +212 °F)
air max T = +70 °C (+160 °F)

Length: random up to 1" - 61 m max over 1"1/4
DH SCAN crimp short code: 241T

Item Code	ID (Dash)	ID (mm)	ID (in)	OD (mm)	OD (in)	WP (Mpa)	WP (psi)	BP (Mpa)	BP (psi)	BR (mm)	BR (in)	Weight (kg/m)	Weight (lb/ft)
1001049	4	6,0	1/4"	13,2	0,52	42,0	6000	168,0	24000	50	1,97	0,259	0,18
1001053	5	8,0	5/16"	14,8	0,58	37,5	5500	150,0	22000	55	2,17	0,313	0,22
1001056	6	10,0	3/8"	17,4	0,69	35,0	5000	140,0	20000	65	2,56	0,382	0,26
1001060	8	13,0	1/2"	20,7	0,81	31,0	4500	124,0	18000	90	3,54	0,502	0,34
1001065	10	16,0	5/8"	23,7	0,93	28,0	4000	112,0	16000	100	3,94	0,598	0,41
1001068	12	19,0	3/4"	27,9	1,10	24,0	3500	96,0	14000	120	4,72	0,821	0,56
1001073	16	25,0	1"	35,6	1,40	21,0	3000	84,0	12000	150	5,91	1,266	0,86
1001791	20	32,0	1 1/4"	42,2	1,66	14,0	2000	58,0	8400	210	8,27	1,367	0,92
1001792	24	38,0	1 1/2"	49,9	1,96	12,5	1820	50,0	7280	430	16,93	1,864	1,26
1001612	32	51,0	2"	63,0	2,48	10,0	1500	40,0	5850	550	21,65	2,462	1,66
1002291	40	63,0	2 1/2"	76,4	3,01	7,5	1100	30,0	4300	720	28,35	3,300	2,22
1002292	48	76,0	3"	90,0	3,54	7,0	1000	28,0	4000	880	34,65	3,850	2,59

// 241T-R SUPERSLIMLINE - HI-TUFF



MSHA

EN 857 2SC (up to 1") - ISO 11237 - SAE 100 R16

Tube: oil resistant synthetic rubber.

Reinforcement: two high tensile steel braids.

Cover: smooth up to 1", wrapped over 1". Abrasion, ozone and hydrocarbon resistant synthetic rubber.

Application: high pressure hydraulic lines, fuel oil, antifreeze solutions, air and water.

Temperature: -40 °C +100 °C (-40 °F +212 °F)
air max T = +70 °C (+160 °F)

Length: random up to 1" - 61 m max over 1"1/4
DH SCAN crimp short code: FXP2-R

Item Code	ID (Dash)	ID (mm)	ID (in)	OD (mm)	OD (in)	WP (Mpa)	WP (psi)	BP (Mpa)	BP (psi)	BR (mm)	BR (in)	Weight (kg/m)	Weight (lb/ft)
1003111	8	13,0	1/2"	21,0	0,83	35,0	5000	140,0	20000	120	4,72	0,534	0,36
1004915	10	16,0	5/8"	24,0	0,94	35,0	5000	140,0	20000	135	5,31	0,686	0,47
1001721	12	19,0	3/4"	50,0	1,97	28,0	4000	112,0	16000	150	5,91	0,831	0,56
1004362	16	25,0	1"	35,6	1,40	25,0	3630	100,0	14500	152	5,98	1,359	0,92

// 222T GREENLINE PLUS - 2SN/R2AT



SAE 100 R2AT - ISO 1436-1 - UNI EN 853 2SN

Tube: oil resistant synthetic rubber.

Reinforcement: two high tensile steel braids.

Cover: smooth up to 1", wrapped over 1". Abrasion, ozone and hydrocarbon resistant synthetic rubber.

Application: high pressure hydraulic lines, fuel oil, antifreeze solutions, air and water.

Temperature: -40 °C +100 °C (-40 °F +212 °F)
air max T = +70 °C (+160 °F)

Length: random up to 1" - 61 m max over 1 1/4"

DH SCAN crimp short code: 222T

Item Code	ID (Dash)	ID (mm)	ID (in)	OD (mm)	OD (in)	WP (Mpa)	WP (psi)	BP (Mpa)	BP (psi)	BR (mm)	BR (in)	Weight (kg/m)	Weight (lb/ft)
1002769	4	6,0	1/4"	14,5	0,57	40,0	5850	160,0	23200	100	3,94	0,330	0,23
1002770	5	8,0	5/16"	16,1	0,63	35,0	5000	140,0	20000	115	4,53	0,357	0,24
1002773	6	10,0	3/8"	18,5	0,73	33,0	4800	132,0	19200	125	4,92	0,463	0,32
1002776	8	13,0	1/2"	21,4	0,84	27,5	4000	110,0	16000	175	6,89	0,534	0,36
1002778	10	16,0	5/8"	24,6	0,97	25,0	3630	100,0	14500	200	7,87	0,665	0,45
1002780	12	19,0	3/4"	29,0	1,14	21,5	3120	86,0	12500	240	9,45	0,895	0,61
1002782	16	25,0	1"	36,8	1,45	16,5	2400	66,0	9600	300	11,81	1,253	0,85
1002783	20	32,0	1 1/4"	46,4	1,83	12,5	1820	50,0	7280	420	16,54	1,852	1,25
1001382	24	38,0	1 1/2"	52,8	2,08	9,0	1310	36,0	5240	500	19,69	2,086	1,41
1001383	32	51,0	2"	65,6	2,58	8,0	1200	32,0	4640	630	24,80	2,748	1,85

// SP33G SUPERFOREST



Tube: oil resistant synthetic rubber.

Reinforcement: three high tensile steel braids.

Cover: smooth up to 1", wrapped over 1". Abrasion, ozone and hydrocarbon resistant synthetic rubber.

Application: high pressure hydraulic lines, fuel oil, antifreeze solutions, air and water.

Temperature: -40 °C +100 °C (-40 °F +212 °F)
air max T = +70 °C (+160 °F)

Length: random

DH SCAN crimp short code: 33G

Item Code	ID (Dash)	ID (mm)	ID (in)	OD (mm)	OD (in)	WP (Mpa)	WP (psi)	BP (Mpa)	BP (psi)	BR (mm)	BR (in)	Weight (kg/m)	Weight (lb/ft)
1001037	6	10,0	3/8"	21,1	0,83	50,0	7280	196,0	28000	120	4,72	0,730	0,50
1001038	8	13,0	1/2"	24,1	0,95	46,9	6800	188,0	27200	160	6,30	0,863	0,58
1001039	10	16,0	5/8"	27,8	1,09	41,0	6000	164,0	23500	210	8,27	1,084	0,73
1001040	12	19,0	3/4"	32,2	1,27	37,5	5500	150,0	22000	260	10,24	1,380	0,93
1001041	16	25,0	1"	39,2	1,54	32,7	4750	130,8	19000	310	12,20	1,882	1,27
1001042	20	32,0	1 1/4"	45,9	1,81	24,0	3500	96,0	14000	410	16,14	2,310	1,56

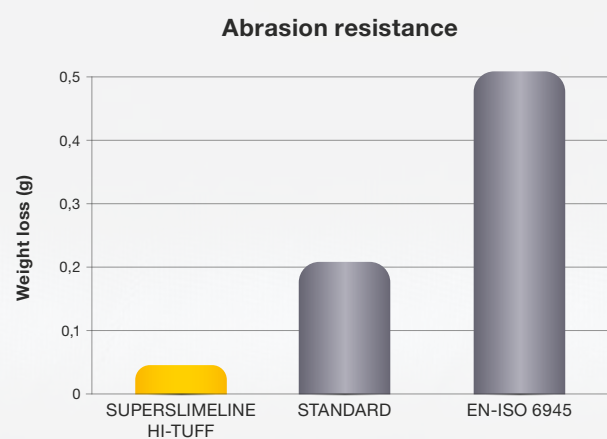
HI-TUFF

HIGH ABRASION

RESISTANCE

HI-TUFF

- ▶ **Excellent abrasion resistance**
(10 times higher than EN-ISO 6945 requirement)
- ▶ **High ozone resistance**
(10 times more than the standard)
- ▶ **MSHA approved cover**
- ▶ **Alternative to protective sleeve in applications requiring abrasion resistance**




EXTRA FLEXIBLE
BIO OIL RESISTANT
HOSE RANGE



POWERFLEX^{Bio}

- **Specially designed for bio oil full compability**
- **Extreme flexibility:** up to 50% better bend radius compared to SAE 100R
- **Minetuff cover for top abrasion & ozone resistance**
- **MSHA-approved fire resistant cover**



BEND RADIUS
STANDARD SAE 100R

BEND RADIUS: REDUCED UP TO 50%

WIRE SPIRAL - POWERFLEXBIO

POWERFLEXBIO 4000 - HI-TUFF



MSHA

ISO 18752

Tube: oil resistant synthetic rubber and biodegradable hydraulic fluids.

Reinforcement: four high tensile steel spirals.

Cover: smooth up to 1", wrapped over 1". Abrasion, ozone and hydrocarbon resistant synthetic rubber.

Application: developed to withstand very demanding conditions, very high performance in pressure, pulsing and flexing.


Temperature: -40 °C +121 °C (-40 °F +250 °F)

Length: random up to 1" - 61 m max over 1"1/4

DH SCAN crimp short code: PFB40

Item Code	Constr.	ID (Dash)	ID (in)	ID (mm)	OD (mm)	OD (in)	WP (Mpa)	WP (psi)	BP (Mpa)	BP (psi)	BR (mm)	BR (in)	Weight (kg/m)	Weight (lb/ft)
1001743	4WS	12	3/4"	19,0	29,5	1,16	28,0	4000	112,0	16000	120	4,72	1,019	0,69
1001744	4WS	16	1"	25,0	37,5	1,48	28,0	4000	112,0	16000	150	5,91	1,556	1,05
1002799	4WS	24	1 1/2"	38,0	51,8	2,04	29,0	4200	116,0	16800	420	16,54	2,907	1,96
1002491	4WS	32	2"	51,0	67,6	2,66	28,0	4000	112,0	16000	630	24,80	4,383	2,95

POWERFLEXBIO 5000 - HI-TUFF



MSHA

ISO 18752

Tube: oil resistant synthetic rubber and biodegradable hydraulic fluids.

Reinforcement: four/six high tensile steel spirals.

Cover: smooth up to 1", wrapped over 1". Abrasion, ozone and hydrocarbon resistant synthetic rubber.

Application: developed to withstand very demanding conditions, very high performance in pressure, pulsing and flexing.

Temperature: -40 °C +121 °C (-40 °F +250 °F)

Length: random up to 1" - 61 m max over 1"1/4

DH SCAN crimp short code: 4WS: PFB50 / 6WS: PFB50-6S

Item Code	Constr.	ID (Dash)	ID (in)	ID (mm)	OD (mm)	OD (in)	WP (Mpa)	WP (psi)	BP (Mpa)	BP (psi)	BR (mm)	BR (in)	Weight (kg/m)	Weight (lb/ft)
1001745	4WS	10	5/8"	16,0	25,9	1,02	35,0	5000	140,0	20000	140	5,51	0,927	0,63
1001746	4WS	12	3/4"	19,0	31,0	1,22	35,0	5000	140,0	20000	150	5,91	1,228	0,83
1001747	4WS	16	1"	25,0	38,0	1,50	35,0	5000	140,0	20000	180	7,09	1,710	1,15
1001748	4WS	20	1 1/4"	32,0	45,8	1,80	35,0	5000	140,0	20000	280	11,02	2,463	1,66
1001946	6WS	24	1 1/2"	38,0	54,8	2,16	35,0	5000	140,0	20000	500	19,69	3,924	2,64
1001947	6WS	32	2"	51,0	70,2	2,76	35,0	5000	140,0	20000	550	21,65	6,174	4,15

// POWERFLEXBIO 5000 PLUS - HI-TUFF



ISO 18752

Tube: oil resistant synthetic rubber and biodegradable hydraulic fluids.

Reinforcement: four high tensile steel spirals.

Cover: abrasion, ozone and hydrocarbon resistant synthetic rubber.

Application: developed to withstand very demanding conditions, very high performance in pressure, pulsing and flexing.


Temperature: -40 °C +121 °C (-40 °F +250 °F)

Length: random

DH SCAN crimp short code: PFB55

Item Code	ID (Dash)	ID (mm)	ID (in)	OD (mm)	OD (in)	WP (Mpa)	WP (psi)	BP (Mpa)	BP (psi)	BR (mm)	BR (in)	Weight (kg/m)	Weight (lb/ft)
1001749	12	19,0	3/4"	31,4	1,24	38,0	5500	152,0	22040	180	7,09	1,266	0,86
1001734	16	25,0	1"	38,0	1,50	38,0	5500	152,0	22040	210	8,27	1,918	1,29

// POWERFLEXBIO 6000 - HI-TUFF



ISO 18752 - exceeds SAE 100 R15

Tube: oil resistant synthetic rubber and biodegradable hydraulic fluids.

Reinforcement: four/six high tensile steel spirals.

Cover: smooth up to 1", wrapped over 1". Abrasion, ozone and hydrocarbon resistant synthetic rubber.

Application: developed to withstand very demanding conditions, very high performance in pressure, pulsing and flexing.

Temperature: -40 °C +121 °C (-40 °F +250 °F)

Length: random up to 1" - 61 m max over 1"1/4

DH SCAN crimp short code: up to 1": PFB60 / 1 1/4" 4WS: PFB60-4S / 6WS: PFB60-6S

Item Code	Constr.	ID (Dash)	ID (in)	ID (mm)	OD (mm)	OD (in)	WP (Mpa)	WP (psi)	BP (Mpa)	BP (psi)	BR (mm)	BR (in)	Weight (kg/m)	Weight (lb/ft)
1001751	4WS	4	1/4"	6,0	17,3	0,68	45,0	6550	180,0	26200	60	2,36	0,518	0,35
1001752	4WS	6	3/8"	10,0	19,9	0,78	44,5	6450	178,0	25800	75	2,95	0,630	0,43
1001735	4WS	8	1/2"	13,0	23,0	0,91	42,0	6000	168,0	24000	90	3,54	0,745	0,51
1001736	4WS	10	5/8"	16,0	28,2	1,11	42,0	6000	168,0	24000	180	7,09	1,260	0,85
1001737	4WS	12	3/4"	19,0	31,4	1,24	42,0	6000	168,0	24000	210	8,27	1,417	0,96
1001738	4WS	16	1"	25,0	38,6	1,52	42,0	6000	168,0	24000	250	9,84	1,991	1,34
1002492	4WS	20	1 1/4"	32,0	46,1	1,81	42,0	6000	168,0	24000	445	17,52	2,859	1,93
1002493	6WS	20	1 1/4"	32,0	49,4	1,94	42,0	6000	168,0	24000	445	17,52	3,415	2,30
1002494	6WS	24	1 1/2"	38,0	56,5	2,22	42,0	6000	168,0	24000	530	20,87	4,476	3,01
1003506	6WS	32	2"	51,0	71,0	2,80	42,0	6000	168,0	24000	650	25,59	6,398	4,30

Item Code 1002492: to be assembled with Interlock fittings (H14...) only.

// TUFLEX

// 241X SUPERSLIMLINE - TUFLEX



MSHA

EN 857 2SC - ISO 11237 - SAE 100 R16

Tube: oil resistant synthetic rubber.**Reinforcement:** two high tensile steel braids.**Cover:** abrasion, ozone and hydrocarbon resistant synthetic rubber. Special "tuflex" cover for excellent abrasion resistance and long service life in heavy duty applications.**Application:** high pressure hydraulic lines, fuel oil, antifreeze solutions, air and water.**Temperature:** -40 °C +100 °C (-40 °F +212 °F)
air max T = +70 °C (+160 °F)**Length:** random**DH SCAN crimp short code:** 241X

Item Code	ID (Dash)	ID (mm)	ID (in)	OD (mm)	OD (in)	WP (Mpa)	WP (psi)	BP (Mpa)	BP (psi)	BR (mm)	BR (in)	Weight (kg/m)	Weight (lb/ft)
1001077	4	6,0	1/4"	13,2	0,52	45,0	6550	180,0	26200	50	1,97	0,275	0,19
1001079	6	10,0	3/8"	17,4	0,69	35,0	5000	140,0	20000	65	2,56	0,393	0,27
1001081	8	13,0	1/2"	20,6	0,81	31,0	4500	124,0	18000	90	3,54	0,528	0,36
1001082	10	16,0	5/8"	23,7	0,93	28,0	4000	112,0	16000	100	3,94	0,622	0,42
1001083	12	19,0	3/4"	27,7	1,09	28,0	4000	112,0	16000	120	4,72	0,830	0,56
1001084	16	25,0	1"	35,6	1,40	21,0	3000	84,0	12000	150	5,91	1,300	0,88

// POWERFLEXBIO 4000 - TUFLEX



MSHA

EN 18752

Tube: oil resistant synthetic rubber and biodegradable hydraulic fluids.**Reinforcement:** four high tensile steel spirals.**Cover:** abrasion, ozone and hydrocarbon resistant synthetic rubber. Special "tuflex" cover for excellent abrasion resistance and long service life in heavy duty applications.**Application:** developed to withstand very demanding conditions, very high performance in pressure, pulsing and flexing.**Temperature:** -40 °C +121 °C (-40 °F +250 °F)**Length:** 61m**DH SCAN crimp short code:** PFBT40

Item Code	ID (Dash)	ID (mm)	ID (in)	OD (mm)	OD (in)	WP (Mpa)	WP (psi)	BP (Mpa)	BP (psi)	BR (mm)	BR (in)	Weight (kg/m)	Weight (lb/ft)
1003701	24	38,0	1 1/2"	51,8	2,04	29,0	4200	116,0	16800	420	16,54	2,981	2,01
1003703	32	51,0	2"	67,6	2,66	28,0	4000	112,0	16000	630	24,80	4,540	3,06

// HIGH TEMPERATURE

// COMMANDER 150 1SN PLUS **NEW**



SAE 100 R1AT - ISO 1436-1 - UNI EN 853 1SN

Tube: oil resistant synthetic rubber.

Reinforcement: one high tensile steel braid.

Cover: smooth up to 1", wrapped over 1". Blue abrasion, ozone and hydrocarbon resistant synthetic rubber.

Application: high pressure hydraulic lines, fuel oil, antifreeze solutions, air and water.

Specially designed for high temperature applications.

Not recommended for steam service.

Temperature: -40 °C +150 °C (-40 °F +300 °F)

air max T up to 5/8" = +85 °C (+185 °F)

air max T over 3/4" = +110 °C (+230 °F)

Length: random up to 5/8" - 61 m max over 3/4"

DH SCAN crimp short code: 150PLUS-1SN

Item Code	ID (Dash)	ID (mm)	ID (in)	OD (mm)	OD (in)	WP (Mpa)	WP (psi)	BP (Mpa)	BP (psi)	BR (mm)	BR (in)	Weight (kg/m)	Weight (lb/ft)
1004656	4	6,0	1/4"	12,7	0,50	22,5	3250	90,0	13000	100	3,94	0,206	0,14
1004657	6	10,0	3/8"	16,6	0,65	18,0	2610	72,0	10500	130	5,12	0,307	0,21
1004658	8	13,0	1/2"	19,7	0,78	16,0	2320	64,0	9280	180	7,09	0,379	0,26
1004659	10	16,0	5/8"	22,7	0,89	13,0	1900	52,0	7560	200	7,87	0,436	0,30
1004660	12	19,0	3/4"	26,9	1,06	10,5	1530	42,0	6000	240	9,45	0,581	0,40
1004661	16	25,0	1"	34,8	1,37	8,8	1280	35,2	5100	300	11,81	0,915	0,62
1004662	20	32,0	1 1/4"	42,1	1,66	6,3	920	25,2	3680	420	16,54	1,121	0,76
1004663	24	38,0	1 1/2"	49,2	1,94	5,0	730	20,0	2900	500	19,69	1,443	0,97
1004664	32	51,0	2"	62,4	2,46	4,0	600	16,0	2320	630	24,80	1,911	1,29

LOW TEMPERATURE

261E HYPERCOLD SUPERSLIMLINE



Tube: oil resistant ultra low temperature synthetic rubber.

Reinforcement: two high tensile steel braids.

Cover: smooth up to 1", wrapped over 1". Oil, water, ozone and ultra low temperature resistant synthetic rubber.

Application: hydraulic system with petroleum or water/glycol based fluids, fuel, lubricating oils.

Specially designed for ultra low temperature applications.

Temperature: -55 °C +100 °C (-67 °F +212 °F)

air max T = +70 °C (+160 °F)

Length: random

DH SCAN crimp short code: 261E

Item Code	ID (Dash)	ID (mm)	ID (in)	OD (mm)	OD (in)	WP (Mpa)	WP (psi)	BP (Mpa)	BP (psi)	BR (mm)	BR (in)	Weight (kg/m)	Weight (lb/ft)
1001556	4	6,0	1/4"	13,2	0,52	42,0	6000	168,0	24000	50	1,97	0,280	0,19
1002432	5	8,0	5/16"	14,8	0,58	37,5	5500	150,0	22000	55	2,17	0,310	0,21
1001557	6	10,0	3/8"	17,4	0,69	35,0	5000	140,0	20000	65	2,56	0,390	0,27
1001491	8	13,0	1/2"	20,7	0,81	31,0	4500	124,0	18000	90	3,54	0,520	0,35
1001941	10	16,0	5/8"	23,7	0,93	28,0	4000	112,0	16000	100	3,94	0,600	0,41
1001559	12	19,0	3/4"	27,6	1,09	24,0	3500	96,0	14000	120	4,72	0,810	0,55
1001560	16	25,0	1"	35,6	1,40	21,0	3000	84,0	12000	150	5,91	1,220	0,82

SP33E HYPERCOLD SUPERFOREST



Tube: oil resistant ultra low temperature synthetic rubber.

Reinforcement: three high tensile steel braids.

Cover: oil, water, ozone and ultra low temperature resistant synthetic rubber.

Application: hydraulic system with petroleum or water/glycol based fluids, fuel, lubricating oils.

Specially designed for ultra low temperature applications.

Temperature: -55 °C +100 °C (-67 °F +212 °F)

air max T = +70 °C (+160 °F)

Length: random

DH SCAN crimp short code: SP33E

Item Code	Product Code	ID (Dash)	ID (mm)	ID (in)	OD (mm)	OD (in)	WP (Mpa)	WP (psi)	BP (Mpa)	BP (psi)	BR (mm)	BR (in)	Weight (kg/m)	Weight (lb/ft)
1001093	8Q8AA01200FVB8	8	13,0	1/2"	24,1	0,95	46,9	6800	188,0	27200	160	6,30	0,892	0,60
1002293	8Q8AA01600FVB8	10	16,0	5/8"	27,8	1,09	41,4	6000	164,0	23500	210	8,27	1,121	0,76
1001094	8Q8AA02000FVB8	12	19,0	3/4"	32,2	1,27	37,5	5500	150,0	22000	260	10,24	1,430	0,97
1001095	8Q8AA02500FVB8	16	25,0	1"	39,2	1,54	33,0	4800	130,8	19000	310	12,20	1,940	1,31

// OIL RETURN LINES

// 605AA



MSHA

Fuel-oil S&D 10 bar (150 psi)

ISO 13363/2 A+B - exceeds SAE 100 R4 - SAE J2006/R2

Tube: black conductive NBR.

Reinforcement: high tensile textile cords with embedded steel helix wire.

Cover: black CR - abrasion, ozone, hydrocarbon and flame resistant.

Application: fuel and oil suction and delivery.

Specially designed for tank truck and general industrial applications. Also suitable for marine wet exhaust and bilge pump connection.

Temperature: -30 °C +80 °C (-22 °F +176 °F)

Item Code	Product Code	ID (mm)	ID (in)	OD (mm)	OD (in)	WP (bar)	WP (psi)	BP (bar)	BP (psi)	BR (mm)	BR (in)	Vacuum %	Weight (kg/m)	Weight (lb/ft)	Length (m)	Brand
2001851	605AA019306MD02	19,0	3/4"	30,0	1,18	10	150	30	450	76	2,99	100,00	0,590	0,40	61,000	AG
2001853	605AA025366MD02	25,0	1"	36,0	1,42	10	150	30	450	100	3,94	100,00	0,740	0,50	61,000	AG
2001856	605AA032436MD02	32,0	1 1/4"	43,0	1,69	10	150	30	450	128	5,04	100,00	0,950	0,64	61,000	AG
2001860	605AA038496MD02	38,0	1 1/2"	49,0	1,93	10	150	30	450	152	5,98	100,00	1,100	0,74	61,000	AG
2001862	605AA042536MD0V	42,0	1 5/8"	53,0	2,09	10	150	30	450	168	6,61	100,00	1,210	0,82	30,500	AG
2001863	605AA045566MD0V	45,0	1 3/4"	56,0	2,20	10	150	30	450	180	7,09	100,00	1,280	0,87	30,500	AG
2001865	605AA051626MD0V	51,0	2"	62,0	2,44	10	150	30	450	204	8,03	100,00	1,430	0,97	30,500	AG
2001867	605AA060736MD0V	60,0	2 3/8"	73,0	2,87	10	150	30	450	240	9,45	100,00	2,010	1,36	30,500	AG
2001868	605AA063766MD0V	63,0	2 1/2"	76,0	2,99	10	150	30	450	252	9,92	90,00	2,100	1,42	30,500	AG
2001870	605AA076896MD0V	76,0	3"	89,0	3,50	10	150	30	450	304	11,97	90,00	2,520	1,70	30,500	AG
2001872	605AA090046MD0V	90,0	3 1/2"	104,0	4,09	10	150	30	450	360	14,17	90,00	3,080	2,07	30,500	AG
2001873	605AA102166MD0V	102,0	4"	116,0	4,57	10	150	30	450	408	16,06	90,00	3,440	2,32	30,500	AG

// FLEXOR R4 634



Extra flexible

SAE 100 R4

Tube: oil resistant synthetic rubber.

Reinforcement: high tensile textile cords with embedded steel helix wire.

Cover: abrasion, ozone and hydrocarbon resistant synthetic rubber.

Application: fuel, oil and hydraulic fluids with 50% max aromatic content suction and delivery.

Specially designed for hydraulic oil return lines requiring tight bend radius.

Temperature: -40 °C +100 °C (-40 °F +212 °F)

Item Code	ID (Dash)	ID (mm)	ID (in)	OD (mm)	OD (in)	WP (Mpa)	WP (psi)	BP (Mpa)	BP (psi)	BR (mm)	BR (in)	Weight (kg/m)	Weight (lb/ft)	Length (m)
1001272	12	19,0	3/4"	30,0	1,18	2,1	300	8,4	1200	38	1,50	0,610	0,41	30,500
1001273	16	25,0	1"	36,0	1,42	1,7	250	6,8	986	50	1,97	0,760	0,52	30,500
1001275	20	32,0	1 1/4"	43,0	1,69	1,4	200	5,6	800	64	2,52	0,930	0,63	30,500
1001278	24	38,0	1 1/2"	49,0	1,93	1,0	150	4,0	600	76	2,99	1,080	0,73	30,500
1001280	32	51,0	2"	62,0	2,44	0,7	100	2,8	400	102	4,02	1,400	0,95	30,500
1001282	40	63,0	2 1/2"	76,0	2,99	0,4	60	1,6	240	125	4,92	2,220	1,50	30,500
1001284	48	76,0	3"	89,0	3,50	0,4	60	1,6	240	152	5,98	2,630	1,77	30,500
1001288	64	102,0	4"	116,0	4,57	0,2	30	0,8	120	204	8,03	3,910	2,63	30,500

REV.2.1

// FLEXOR R4 644 HT



MSHA

Extra flexible - High temperature

SAE 100 R4

Tube: oil resistant synthetic rubber.**Reinforcement:** high tensile textile cords with embedded steel helix wire.**Cover:** abrasion, ozone and hydrocarbon resistant synthetic rubber.**Application:** fuel, oil and hydraulic fluids with 50% max aromatic content suction and delivery.

Specially designed for high temperature applications and hydraulic oil return lines requiring tight bend radius.

Temperature: -40 °C +135 °C (-40 °F +275 °F)

Item Code	ID (Dash)	ID (mm)	ID (in)	OD (mm)	OD (in)	WP (Mpa)	WP (psi)	BP (Mpa)	BP (psi)	BR (mm)	BR (in)	Weight (kg/m)	Weight (lb/ft)	Length (m)
1001277	12	19,0	3/4"	30,0	1,18	2,1	300	8,4	1200	38	1,50	0,620	0,42	30,500
1001274	16	25,0	1"	36,0	1,42	1,7	250	6,8	986	50	1,97	0,770	0,52	30,500
1001196	20	32,0	1 1/4"	43,0	1,69	1,4	200	5,6	800	64	2,52	0,950	0,64	30,500
1001279	24	38,0	1 1/2"	49,0	1,93	1,0	150	4,0	600	76	2,99	1,100	0,74	30,500
1001281	32	51,0	2"	62,0	2,44	0,7	100	2,8	400	102	4,02	1,430	0,97	30,500
1001283	40	63,0	2 1/2"	76,0	2,99	0,4	60	1,6	240	126	4,96	2,170	1,46	30,500
1001285	48	76,0	3"	89,0	3,50	0,4	60	1,6	240	152	5,98	2,690	1,81	30,500
1001290	64	102,0	4"	116,0	4,57	0,2	30	0,8	120	204	8,03	3,530	2,38	30,500

// PRESSURE WASH

// ALFAJET 210



Tube: oil, detergents and hot water resistant synthetic rubber.

Reinforcement: one high tensile steel braid.

Cover: abrasion, ozone and hydrocarbon resistant blue synthetic rubber, pin-pricked. Black cover also available.

Application: high pressure power cleaners. Specially designed for hot water applications. Not recommended for steam service.

Length: random

DH SCAN crimp short code: AJ210

Item Code	ID (Dash)	ID (mm)	ID (in)	OD (mm)	OD (in)	WP (Mpa)	WP (psi)	BP (Mpa)	BP (psi)	BR (mm)	BR (in)	Weight (kg/m)	Weight (lb/ft)
1000192	4	6,0	1/4"	12,1	0,48	21,0	3000	84,0	12000	50	1,97	0,161	0,11
1000185	5	8,0	5/16"	14,1	0,56	21,0	3000	84,0	12000	60	2,36	0,184	0,13
1000098	6	10,0	3/8"	15,6	0,61	21,0	3000	73,0	10588	65	2,56	0,250	0,17
1000166	8	13,0	1/2"	19,5	0,77	21,0	3000	73,0	10588	90	3,54	0,359	0,25

Item codes: blue cover hose.

// ALFAJET 400



Tube: oil, detergents and hot water resistant synthetic rubber.

Reinforcement: two high tensile steel braids.

Cover: abrasion, ozone and hydrocarbon resistant blue synthetic rubber, pin-pricked. Black cover also available.

Application: high pressure power cleaners. Specially designed for hot water applications. Not recommended for steam service.

Length: random

DH SCAN crimp short code: AJ400

Item Code	ID (Dash)	ID (mm)	ID (in)	OD (mm)	OD (in)	WP (Mpa)	WP (psi)	BP (Mpa)	BP (psi)	BR (mm)	BR (in)	Weight (kg/m)	Weight (lb/ft)
1000221	4	6,0	1/4"	13,2	0,52	40,0	5850	140,0	20000	70	2,76	0,250	0,17
1000936	6	10,0	3/8"	16,7	0,66	40,0	5850	130,0	18900	90	3,54	0,363	0,25
1000218	8	13,0	1/2"	20,1	0,79	40,0	5850	120,0	17450	115	4,53	0,477	0,33

Item codes: blue cover hose.

REV.2.1

// ALFAJET 640



Tube: oil, detergents and hot water resistant synthetic rubber.
Reinforcement: two high tensile steel braids.
Cover: abrasion, ozone and hydrocarbon resistant blue synthetic rubber, non pin-pricked.
Application: very high pressure power cleaners. Specially designed for hot water applications. Not recommended for steam service.
Length: random
DH SCAN crimp short code: AJ640

Item Code	ID (Dash)	ID (mm)	ID (in)	OD (mm)	OD (in)	WP (Mpa)	WP (psi)	BP (Mpa)	BP (psi)	BR (mm)	BR (in)	Weight (kg/m)	Weight (lb/ft)
1004710	6	10,0	3/8"	17,0	0,67	64,0	9280	160,0	23200	65	2,56	0,400	0,27

// WATERBLAST - WB10L



Tube: oil and water resistant synthetic rubber.
Reinforcement: four high tensile steel spirals.
Cover: oil, water and ozone resistant synthetic rubber.
Application: very high pressure water jetting.
Temperature: -10 °C +70 °C (14 °F +158 °F)
Length: multiples of lengths shown in below grid.
DH SCAN crimp short code: WB10L

Item Code	ID (Dash)	ID (in)	ID (mm)	OD (mm)	OD (in)	WP (Mpa)	WP (psi)	BP (Mpa)	BP (psi)	BR (mm)	BR (in)	Weight (kg/m)	Weight (lb/ft)	Length (m)
1001089	6	3/8"	10,0	20,6	0,81	70,0	10000	175,0	25000	150	5,91	0,664	0,45	15,250
1003795	8	1/2"	13,0	23,5	0,93	70,0	10000	175,0	25000	200	7,87	0,805	0,55	15,250
1003796	8	1/2"	13,0	23,5	0,93	70,0	10000	175,0	25000	200	7,87	0,805	0,55	20,000
1004044	12	3/4"	19,0	32,2	1,27	70,0	10000	175,0	25000	210	8,27	1,450	0,98	15,250
1004212	12	3/4"	19,0	32,2	1,27	70,0	10000	175,0	25000	210	8,27	1,450	0,98	20,000
1004213	16	1"	25,0	38,7	1,52	70,0	10000	175,0	25000	320	12,60	2,012	1,36	15,250
1004214	16	1"	25,0	38,7	1,52	70,0	10000	175,0	25000	320	12,60	2,012	1,36	20,000


// WATERBLAST - WB15L



Tube: oil and water resistant synthetic rubber.
Reinforcement: four high tensile steel spirals.
Cover: oil, water and ozone resistant synthetic rubber.
Application: very high pressure water jetting.
Temperature: -10 °C +70 °C (14 °F +158 °F)
Length: multiples of lengths shown in below grid.
DH SCAN crimp short code: WB15L

Item Code	ID (Dash)	ID (mm)	ID (in)	OD (mm)	OD (in)	WP (Mpa)	WP (psi)	BP (Mpa)	BP (psi)	BR (mm)	BR (in)	Weight (kg/m)	Weight (lb/ft)	Length (m)
1003471	6	10,0	3/8"	21,2	0,83	124,0	18000	310,0	45000	150	5,91	0,850	0,58	15,250
1003470	6	10,0	3/8"	21,2	0,83	124,0	18000	310,0	45000	150	5,91	0,850	0,58	20,000
1003473	8	13,0	1/2"	25,8	1,02	110,0	16000	275,0	40000	200	7,87	1,215	0,82	15,250
1003472	8	13,0	1/2"	25,8	1,02	110,0	16000	275,0	40000	200	7,87	1,215	0,82	20,000
1003475	12	19,0	3/4"	32,3	1,27	100,0	14500	250,0	36000	280	11,02	1,683	1,14	15,250
1003474	12	19,0	3/4"	32,3	1,27	100,0	14500	250,0	36000	280	11,02	1,683	1,14	20,000

// WATERBLAST - WB20L



Tube: oil and water resistant synthetic rubber.

Reinforcement: four or six high tensile steel spirals or four high tensile steel spiral and one steel braid.

Cover: oil, water and ozone resistant synthetic rubber.

Application: very high pressure water jetting.

Temperature: -10 °C +70 °C (14 °F +158 °F)

Length: multiples of lengths shown in below grid.

DH SCAN crimp short code: WB20L

Item Code	Constr.	ID (Dash)	ID (in)	ID (mm)	OD (mm)	OD (in)	WP (Mpa)	WP (psi)	BP (Mpa)	BP (psi)	BR (mm)	BR (in)	Weight (kg/m)	Weight (lb/ft)	Length (m)
1004171	4WS	4	1/4"	6,0	16,4	0,65	140,0	20000	350,0	50000	125	4,92	0,574	0,39	15,250
1004172	4WS	4	1/4"	6,0	16,4	0,65	140,0	20000	350,0	50000	125	4,92	0,574	0,39	20,000
1004175	4WS	5	5/16"	8,0	17,3	0,68	140,0	20000	350,0	50000	135	5,31	0,660	0,45	15,250
1004176	4WS	5	5/16"	8,0	17,3	0,68	140,0	20000	350,0	50000	135	5,31	0,660	0,45	20,000
1004178	4WS+1WB	6	3/8"	10,0	22,5	0,89	140,0	20000	350,0	50000	150	5,91	1,021	0,69	15,250
1004179	4WS+1WB	6	3/8"	10,0	22,5	0,89	140,0	20000	350,0	50000	150	5,91	1,021	0,69	20,000
1003798	4WS+1WB	8	1/2"	13,0	26,6	1,05	140,0	20000	350,0	50000	200	7,87	1,433	0,97	15,250
1003799	4WS+1WB	8	1/2"	13,0	26,6	1,05	140,0	20000	350,0	50000	200	7,87	1,433	0,97	20,000
1004181	6WS	12	3/4"	19,0	35,0	1,38	140,0	20000	350,0	50000	300	11,81	2,529	1,70	15,250
1004182	6WS	12	3/4"	19,0	35,0	1,38	140,0	20000	350,0	50000	300	11,81	2,529	1,70	20,000

REV.2.1

// THERMOPLASTIC

// MINIMESS - TPMM

**Pressure test point****Tube:** polyester.**Reinforcement:** one braid of aramid fiber.**Cover:** abrasion, ozone and hydrocarbon resistant polyurethane, pin-pricked.**Application:** high pressure hydraulic lines, fuel oil, antifreeze solutions, air and water.

Specially designed for pressure gauges and transducers connections.

Temperature: -40 °C +100 °C (-40 °F +212 °F) air max T = +70 °C (+160 °F)**Length:** random

Item Code	ID (Dash)	ID (mm)	ID (in)	OD (mm)	OD (in)	WP (Mpa)	WP (psi)	BP (Mpa)	BP (psi)	BR (mm)	BR (in)	Weight (kg/m)	Weight (lb/ft)
1001178	1	2,0	5/64"	5,0	0,20	63,0	9100	190,0	27300	20	0,79	0,020	0,02

// FLEXOR 7

**SAE 100 R7 - EN 855 R7****Tube:** polyester.**Reinforcement:** one/two high tensile textile braids.**Cover:** abrasion, ozone and hydrocarbon resistant polyurethane, pin-pricked.**Application:** high pressure hydraulic lines, fuel oil, antifreeze solutions, air and water.**Temperature:** -40 °C +100 °C (-40 °F +212 °F) air max T = +70 °C (+160 °F)**Length:** random**DH SCAN crimp short code:** TP066

Item Code	ID (Dash)	ID (mm)	ID (in)	OD (mm)	OD (in)	WP (Mpa)	WP (psi)	BP (Mpa)	BP (psi)	BR (mm)	BR (in)	Weight (kg/m)	Weight (lb/ft)
1000290	3	5,0	3/16"	9,6	0,38	21,0	3000	84,0	12000	25	0,98	0,060	0,05
1000291	4	6,0	1/4"	12,2	0,48	21,0	3000	84,0	12000	35	1,38	0,100	0,07
1000292	5	8,0	5/16"	14,3	0,56	19,0	2750	76,0	11000	45	1,77	0,130	0,09
1000293	6	10,0	3/8"	16,0	0,63	16,0	2320	64,0	9280	55	2,17	0,145	0,10
1000294	8	13,0	1/2"	20,3	0,80	14,0	2000	56,0	8000	75	2,95	0,220	0,15

// FLEXOR 7 - TWIN



SAE 100 R7 - EN 855 R7

Tube: polyester.
Reinforcement: one/two high tensile textile braids.
Cover: abrasion, ozone and hydrocarbon resistant polyurethane, pin-pricked.
Application: high pressure hydraulic lines, fuel oil, antifreeze solutions, air and water.
Temperature: -40 °C +100 °C (-40 °F +212 °F)
 air max T = +70 °C (+160 °F)
Length: random
DH SCAN crimp short code: TP063

Item Code	ID (Dash)	ID (mm)	ID (in)	OD (mm)	OD (in)	WP (Mpa)	WP (psi)	BP (Mpa)	BP (psi)	BR (mm)	BR (in)	Weight (kg/m)	Weight (lb/ft)
1000298	4	6,0	1/4"	12,2	0,48	21,0	3000	84,0	12000	35	1,38	0,200	0,14
1000299	5	8,0	5/16"	14,3	0,56	19,0	2750	76,0	11000	45	1,77	0,260	0,18
1000300	6	10,0	3/8"	16,0	0,63	16,0	2320	64,0	9280	55	2,17	0,290	0,20
1000301	8	13,0	1/2"	20,3	0,80	14,0	2000	56,0	8000	75	2,95	0,440	0,30

// FLEXOR 8



SAE 100 R8 - EN 855 R8

Tube: polyester.
Reinforcement: one/two braids of aramid fiber.
Cover: abrasion, ozone and hydrocarbon resistant polyurethane, pin-pricked.
Application: high pressure hydraulic lines, fuel oil, antifreeze solutions, air and water.
Temperature: -40 °C +100 °C (-40 °F +212 °F)
 air max T = +70 °C (+160 °F)
Length: random
DH SCAN crimp short code: TP075

Item Code	ID (Dash)	ID (mm)	ID (in)	OD (mm)	OD (in)	WP (Mpa)	WP (psi)	BP (Mpa)	BP (psi)	BR (mm)	BR (in)	Weight (kg/m)	Weight (lb/ft)
1000295	4	6,0	1/4"	11,5	0,45	35,0	5000	140,0	20000	50	1,97	0,085	0,06
1000483	5	8,0	5/16"	13,4	0,53	30,0	4300	120,0	17450	55	2,17	0,105	0,08
1000296	6	10,0	3/8"	15,5	0,61	28,0	4000	112,0	16000	60	2,36	0,135	0,10
1000416	8	13,0	1/2"	19,9	0,78	24,5	3500	98,0	14000	80	3,15	0,200	0,14

// FLEXOR 8 - TWIN



SAE 100 R8 - EN 855 R8

Tube: polyester.
Reinforcement: one/two braids of aramid fiber.
Cover: abrasion, ozone and hydrocarbon resistant polyurethane, pin-pricked.
Application: high pressure hydraulic lines, fuel oil, antifreeze solutions, air and water.
Temperature: -40 °C +100 °C (-40 °F +212 °F)
 air max T = +70 °C (+160 °F)
Length: random
DH SCAN crimp short code: TP175

Item Code	ID (Dash)	ID (mm)	ID (in)	OD (mm)	OD (in)	WP (Mpa)	WP (psi)	BP (Mpa)	BP (psi)	BR (mm)	BR (in)	Weight (kg/m)	Weight (lb/ft)
1001423	4	6,0	1/4"	11,5	0,45	35,0	5000	140,0	20000	50	1,97	0,085	0,06
1001449	5	8,0	5/16"	13,4	0,53	30,0	4300	120,0	17450	55	2,17	0,105	0,08
1001450	6	10,0	3/8"	15,5	0,61	28,0	4000	112,0	16000	60	2,36	0,135	0,10
1001255	8	13,0	1/2"	19,9	0,78	24,5	3500	98,0	14000	80	3,15	0,200	0,14

REV.2.1

// FLEXOR HR8 - TWIN



MSHA

Hybrid Reinforcement
SAE 100 R8 - EN 855 R8
Tube: polyester.**Reinforcement:** one aramid fiber braid and one steel wire braid.**Cover:** abrasion, ozone and hydrocarbon resistant polyurethane, non pin-pricked.**Application:** high pressure hydraulic lines, fuel oil, antifreeze solutions, air and water.**Temperature:** -40 °C +100 °C (-40 °F +212 °F)
air max T = +70 °C (+160 °F)**Length:** random**DH SCAN crimp short code:** TP1884

Item Code	ID (Dash)	ID (mm)	ID (in)	OD (mm)	OD (in)	WP (Mpa)	WP (psi)	BP (Mpa)	BP (psi)	BR (mm)	BR (in)	Weight (kg/m)	Weight (lb/ft)
1003435	6	10,0	3/8"	15,8	0,62	28,0	4000	112,0	16000	60	2,36	0,460	0,31

// FLEXOR TWB1

**One wire braid****Tube:** polyester.**Reinforcement:** one high tensile steel braid.**Cover:** abrasion, ozone and hydrocarbon resistant polyurethane, non pin-pricked.**Application:** high pressure hydraulic lines, fuel oil, antifreeze solutions, air and water.**Temperature:** -40 °C +100 °C (-40 °F +212 °F)
air max T = +70 °C (+160 °F)**Length:** random**DH SCAN crimp short code:** TP087

Item Code	ID (Dash)	ID (mm)	ID (in)	OD (mm)	OD (in)	WP (Mpa)	WP (psi)	BP (Mpa)	BP (psi)	BR (mm)	BR (in)	Weight (kg/m)	Weight (lb/ft)
1000282	3	5,0	3/16"	9,7	0,38	36,0	5240	144,0	20800	30	1,18	0,120	0,09
1000284	5	8,0	5/16"	13,2	0,52	25,0	3630	100,0	14500	55	2,17	0,190	0,13
1000285	6	10,0	3/8"	15,5	0,61	22,5	3250	90,0	13000	65	2,56	0,230	0,16

// FLEXOR TWB1-CO₂**Tube:** polyester.**Reinforcement:** one high tensile steel braid.**Cover:** abrasion, ozone and hydrocarbon resistant polyurethane, non pin-pricked.**Application:** high pressure hydraulic lines, fuel oil, antifreeze solutions, air and water.Specially designed for CO₂ applications.**Temperature:** -40 °C +100 °C (-40 °F +212 °F)
air max T = +70 °C (+160 °F)**Length:** random**DH SCAN crimp short code:** TP050

Item Code	ID (Dash)	ID (mm)	ID (in)	OD (mm)	OD (in)	WP (Mpa)	WP (psi)	BP (Mpa)	BP (psi)	BR (mm)	BR (in)	Weight (kg/m)	Weight (lb/ft)
1001469	4	6,0	1/4"	11,7	0,46	27,5	4000	110,0	16000	40	1,57	0,155	0,11
1001470	8	13,0	1/2"	18,8	0,74	17,5	2500	70,0	10000	85	3,35	0,300	0,21

// FLEXOR TWB1 - TWIN



One wire braid - Twin

Tube: polyester.

Reinforcement: one high tensile steel braid.

Cover: abrasion, ozone and hydrocarbon resistant polyurethane, non pin-pricked.

Application: high pressure hydraulic lines, fuel oil, antifreeze solutions, air and water.

Temperature: -40 °C +100 °C (-40 °F +212 °F)

air max T = +70 °C (+160 °F)

Length: random

DH SCAN crimp short code: TP088

Item Code	ID (Dash)	ID (mm)	ID (in)	OD (mm)	OD (in)	WP (Mpa)	WP (psi)	BP (Mpa)	BP (psi)	BR (mm)	BR (in)	Weight (kg/m)	Weight (lb/ft)
1000289	4	6,0	1/4"	11,7	0,46	31,0	4500	124,0	18000	40	1,57	0,330	0,23
1000288	5	8,0	5/16"	13,2	0,52	25,0	3630	100,0	14500	55	2,17	0,380	0,26
1000287	6	10,0	3/8"	15,5	0,61	22,5	3250	90,0	13000	65	2,56	0,460	0,31
1001167	8	13,0	1/2"	18,8	0,74	19,0	2750	76,0	11000	85	3,35	0,600	0,41

// FLEXOR TWB1 - TRIPLE



Tube: polyester.

Reinforcement: one high tensile steel braid.

Cover: abrasion, ozone and hydrocarbon resistant polyurethane, non pin-pricked.

Application: high pressure hydraulic lines, fuel oil, antifreeze solutions, air and water.

Temperature: -40 °C +100 °C (-40 °F +212 °F)

air max T = +70 °C (+160 °F)

Length: random

DH SCAN crimp short code: TP089

Item Code	ID (Dash)	ID (mm)	ID (in)	OD (mm)	OD (in)	WP (Mpa)	WP (psi)	BP (Mpa)	BP (psi)	BR (mm)	BR (in)	Weight (kg/m)	Weight (lb/ft)
1001179	4	6,0	1/4"	11,6	0,46	27,5	4000	110,0	16000	100	3,94	0,330	0,23
1001228	6	10,0	3/8"	15,5	0,61	21,0	3000	84,0	12000	125	4,92	0,460	0,31

REV.2.1

// FLEXOR MTKH - TWIN

**Heavy Duty****exceeds SAE 100 R8****Tube:** polyester.**Reinforcement:** one/two aramid fiber braid and one steel wire braid.**Cover:** abrasion, ozone and hydrocarbon resistant polyurethane, non pin-pricked.**Application:** high pressure hydraulic lines, fuel oil, antifreeze solutions, air and water.**Temperature:** -40 °C +100 °C (-40 °F +212 °F)

air max T = +70 °C (+160 °F)

Length: random**DH SCAN crimp short code:** TP150

Item Code	ID (Dash)	ID (mm)	ID (in)	OD (mm)	OD (in)	WP (Mpa)	WP (psi)	BP (Mpa)	BP (psi)	BR (mm)	BR (in)	Weight (kg/m)	Weight (lb/ft)
1001447	6	10,0	3/8"	16,9	0,67	42,0	6000	168,0	24000	60	2,36	0,280	0,19
1001448	8	12,5	1/2"	20,3	0,80	35,0	5000	140,0	20000	80	3,15	0,345	0,24

// OFF-SHORE - ROV OPERATION

**Marine high pressure hydraulic - 350 bar (5000 psi)****Tube:** oil and biodegradable hydraulic fluid resistant polyamide 11 methanol washed.**Reinforcement:** high tensile aramid reinforcement.**Cover:** oil, water and ozone resistant polyurethane, non-pin-pricked.**Application:** marine and off-shore equipment, ROVs (remotely operated vehicles), BOP valves.

Suitable for off-shore seismic monitoring operations.

Manufactured according to API 17E / ISO 13628-5.

Temperature: -40 °C to +100 °C (-40 °F to +212 °F)

air and water max T = +70 °C (+160 °F)

Length: random**DH SCAN crimp short code:** OFSM5K

Item Code	ID (mm)	ID (in)	OD (mm)	OD (in)	WP (bar)	WP (psi)	BP (bar)	BP (psi)	BR (mm)	BR (in)	Weight (kg/m)	Weight (lb/ft)
1003750	6,0	1/4"	12,1	0,48	350	5000	1400	20000	50	1,97	0,090	0,07
1003751	10,0	3/8"	17,1	0,67	350	5000	1400	20000	60	2,36	0,170	0,12
1003752	13,0	1/2"	21,9	0,86	350	5000	1400	20000	80	3,15	0,250	0,17
1003753	19,0	3/4"	29,6	1,17	350	5000	1400	20000	150	5,91	0,400	0,27
1003754	25,0	1"	38,6	1,52	350	5000	1400	20000	250	9,84	0,685	0,47

Recommended fitting: AISI 316 SS NPTF male, JIC female and male // Also available in 3000 psi version.

// FLEXOR VHP700



Tube: polyester.

Reinforcement: one/two braids of aramid fiber plus one steel wire braid.

Cover: abrasion, ozone and hydrocarbon resistant polyurethane, non pin-pricked.

Application: high pressure systems and pumps; rescue, safety, jacking and rerailing equipments; bolt tensioning tools.

Temperature: -40 °C +100 °C (-40 °F +212 °F)
air max T = +70 °C (+160 °F)

Length: random

DH SCAN crimp short code: TP041

Item Code	Constr.	ID (Dash)	ID (in)	ID (mm)	OD (mm)	OD (in)	WP (Mpa)	WP (psi)	BP (Mpa)	BP (psi)	BR (mm)	BR (in)	Weight (kg/m)	Weight (lb/ft)
1001237	1TB+1WB	4	1/4"	6,0	12,7	0,50	70,0	10000	280,0	40600	35	1,38	0,120	0,09
1001238	1TB+1WB	6	3/8"	10,0	18,7	0,74	70,0	10000	280,0	40600	90	3,54	0,220	0,15

// FLEXOR 7 - PAINT



SAE 100 R7 - EN 855 R7

Tube: polyamide PA6.

Reinforcement: one/two high tensile textile braids.

Cover: blue abrasion, ozone and hydrocarbon resistant polyurethane, non pin-pricked.

Application: specially designed for airless paint spray applications where high chemical resistance to solvents and aggressive fluids is required.

Temperature: -40 °C +100 °C (-40 °F +212 °F)
air max T = +70 °C (+160 °F)

Length: random

DH SCAN crimp short code: TP098

Item Code	ID (Dash)	ID (mm)	ID (in)	OD (mm)	OD (in)	WP (Mpa)	WP (psi)	BP (Mpa)	BP (psi)	BR (mm)	BR (in)	Weight (kg/m)	Weight (lb/ft)
1001168	3	5,0	3/16"	9,6	0,38	21,0	3000	84,0	12000	25	0,98	0,060	0,05
1001169	4	6,0	1/4"	12,2	0,48	21,0	3000	84,0	12000	35	1,38	0,095	0,07
1001225	6	10,0	3/8"	16,0	0,63	16,0	2320	64,0	9280	55	2,17	0,140	0,10
1001209	8	13,0	1/2"	20,3	0,80	14,0	2000	56,0	8000	75	2,95	0,210	0,15

// FLEXOR TWB1 - PAINT



Tube: polyamide PA6.

Reinforcement: one high tensile steel braid.

Cover: blue abrasion, ozone and hydrocarbon resistant polyurethane, non pin-pricked.

Application: specially designed for airless paint spray applications where high chemical resistance to solvents and aggressive fluids is required. Conductive.

Temperature: -40 °C +100 °C (-40 °F +212 °F)
air max T = +70 °C (+160 °F)

Length: random

DH SCAN crimp short code: TP083

Item Code	ID (Dash)	ID (mm)	ID (in)	OD (mm)	OD (in)	WP (Mpa)	WP (psi)	BP (Mpa)	BP (psi)	BR (mm)	BR (in)	Weight (kg/m)	Weight (lb/ft)
1001156	3	5,0	3/16"	9,7	0,38	36,0	5240	144,0	20800	30	1,18	0,120	0,09
1001157	4	6,0	1/4"	11,7	0,46	31,0	4500	124,0	18000	40	1,57	0,150	0,11
1001158	6	10,0	3/8"	15,5	0,61	22,5	3250	90,0	13000	65	2,56	0,225	0,16
1001159	8	13,0	1/2"	18,8	0,74	19,0	2750	76,0	11000	85	3,35	0,295	0,20

REV.2.1

// FLEXOR TWB2 - PAINT

**Tube:** polyamide PA6.**Reinforcement:** two high tensile steel braids.**Cover:** blue abrasion, ozone and hydrocarbon resistant polyurethane, non pin-pricked.**Application:** specially designed for airless paint spray applications where high chemical resistance to solvents and aggressive fluids is required. Conductive.**Temperature:** -40 °C +100 °C (-40 °F +212 °F)
air max T = +70 °C (+160 °F)**Length:** random**DH SCAN crimp short code:** TP081

Item Code	ID (Dash)	ID (mm)	ID (in)	OD (mm)	OD (in)	WP (Mpa)	WP (psi)	BP (Mpa)	BP (psi)	BR (mm)	BR (in)	Weight (kg/m)	Weight (lb/ft)
1001211	4	6,0	1/4"	12,8	0,50	42,5	6100	170,0	24400	40	1,57	0,240	0,17
1001226	6	10,0	3/8"	16,8	0,66	35,0	5000	140,0	20000	65	2,56	0,370	0,25
1001321	8	13,0	1/2"	20,2	0,80	30,0	4300	120,0	17450	85	3,35	0,445	0,30

// PTFE

// 9TS OM

**Smooth PTFE Stainless Steel braid - Standard duty****exceeds SAE 100 R14**

Tube: smooth PTFE - high mechanical and vibration resistance, low permeability, dielectrical, fire resistant, food grade (FDA, DVGW, BFR compliant). Chemically inert, non sticking, ozone and weather resistant.

Reinforcement: high tensile stainless steel braid AISI 304.

Application: compressed air, gas, steam, fuel, oil, chemical and pharmaceutical products, particularly suitable for steam piping on injection moulding machines, diathermic oil installations, charging lines for cryogenic gas, compressor discharge lines, automotive, pharmaceutical and food sectors. Solvents, pigments and paint transfer lines. Hydraulic lines in power steering marine applications.

Not suitable for molten alkali metals and halogens at high temperature.

Temperature: -60 °C +260 °C (-76 °F +500 °F)

DH SCAN crimp short code: 9TS

Item Code	ID (mm)	ID (in)	OD (mm)	Innertube T (mm)	WP (Mpa)	WP (psi)	BR (mm)	BR (in)	Weight (kg/m)
2600557	5,0	3/16"	7,9	0,89	27,6	4000	51	2,01	0,090
2600558	6,0	1/4"	8,6	0,64	24,1	3500	76	2,99	0,090
2600559	8,0	5/16"	11,1	0,64	20,7	3000	102	4,02	0,130
2600560	10,0	3/8"	12,7	0,64	18,3	2600	127	5,00	0,150
2600561	13,0	1/2"	15,4	0,76	16,1	2300	140	5,51	0,200
2600562	16,0	5/8"	18,4	0,89	13,8	2000	165	6,50	0,270
2600563	19,0	3/4"	22,1	0,89	11,4	1600	203	7,99	0,330
2600564	25,0	1"	29,8	1,1	6,9	1000	305	12,01	0,520

REV.2.1

// 9TC OM

**Convoluted PTFE Stainless Steel braid**

Tube: convoluted PTFE - high mechanical and vibration resistance, low permeability, dielectrical, fire resistant, food grade (FDA, DVGW, BFR compliant). Chemically inert, non sticking, ozone and weather resistant.

Reinforcement: high tensile stainless steel braid AISI 304.

Application: compressed air, gas, steam, fuel, oil, chemical and pharmaceutical products, particularly suitable for steam piping on injection moulding machines, diathermic oil installations, charging lines for cryogenic gas, compressor discharge lines, automotive, pharmaceutical and food sectors. Solvents, pigments and paint transfer lines. Hydraulic lines in power steering marine applications.

Not suitable for molten alkali metals and halogens at high temperature.

Temperature: -60 °C +260 °C (-76 °F +500 °F)

DH SCAN crimp short code: 9TC

Item Code	ID (mm)	ID (in)	OD (mm)	Innertube T (mm)	WP (Mpa)	WP (psi)	BR (mm)	BR (in)	Weight (kg/m)
2600574	13,0	1/2"	18,8	0,89	10,3	1500	25	0,98	0,280
2600575	16,0	5/8"	22,1	0,89	8,3	1200	51	2,01	0,330
2600576	19,0	3/4"	24,6	0,89	6,9	1000	64	2,52	0,400
2600577	25,0	1"	32,8	1,02	4,6	670	89	3,50	0,550
2600578	32,0	1 1/4"	40,7	1,02	3,4	525	127	5,00	0,690
2600579	38,0	1 1/2"	48,2	1,12	3,0	450	152	5,98	0,890
2600580	51,0	2"	61,5	1,2	2,3	345	200	7,87	1,240



// FERRULE SELECTION CHART

// NO SKIVE FERRULE FOR STANDARD FITTINGS.....	35
// SKIVE FERRULE FOR STANDARD FITTINGS.....	35
// NO SKIVE FERRULE FOR NEW POWERTRAK FITTINGS.....	36

// NO SKIVE FERRULE FOR STANDARD FITTINGS

Hose	Table n°	-03 DN 5 3/16"	-04 DN 6 1/4"	-05 DN 8 5/16"	-06 DN 10 3/8"	-08 DN 12 1/2"	-10 DN 16 5/8"	-12 DN 19 3/4"	-16 DN 25 1"	-20 DN 32 1 1/4"	-24 DN 38 1 1/2"	-32 DN 51 2"	-40 DN 63 2 1/2"
ARGUS 1TE/R6	209		H1100SK1	H1100SK1	H1100SK1	H1100SK1	H1100SK1	H1100SK1	H1100SK1				
ARGUS 2TE	210		H1100SK1	H1100SK1	H1100SK1	H1100SK1	H1100404	H1100404	H1100SK1				
2TE RAILWAY	210		H1100SK1	H1100SK1	H1100SK1	H1100SK1	H1100404	H1100404	H1100SK1				
ARGUS 3TE/R3 PLUS	252		H1200TX2	H1200TX2	H1200TX2	H1200TX2	H1200TX2	H1200TX2	H1200TX2	H1200TX2	H1200TX2	H1200TX2	
FLEXOR TWB1	200	H1200TP0	H1200TP0	H1200TP0	H1200TP0	H1200TP0	H1200TP0	H1200TP0	H1200TP0				
FLEXOR 7	198	H1200TP0	H1200TP0	H1200TP0	H1200TP0	H1200TP0							
FLEXOR 8	199	H1200TP0	H1200TP0	H1200TP0	H1200TP0	H1200TP0							
121T SLIMLINE PLUS - 1SC	178		H1200AD1	H1200AD1	H1200AD1	H1200AD1	H1200AD1	H1200AD1	H1200AD1				
	206	H1200TP0		H1200TP0	H1200TP0	H1200TP0							
141T SUPERSLIMLINE	185		H1200AD1	H1200AD1	H1200AD1	H1200AD1							
ALFAJET 210	185		H1200AD1	H1200AD1	H1200AD1	H1200AD1							
221T SLIMLINE PLUS - 2SC	176		H1200AD1	H1200AD1	H1200AD1	H1200AD1	H1200AD1	H1200AD1	H1200AD1				
2SC RAILWAY	176		H1200AD1	H1200AD1	H1200AD1	H1200AD1	H1200AD1	H1200AD1	H1200AD1				
ALFAJET 400	176		H1200AD1	H1200AD1	H1200AD1	H1200AD1							
241T SUPERSLIMLINE - HI-TUFF	177		H1200AD1	H1200AD1	H1200AD1	H1200AD1	H1200AD1	H1200AD1	H1200AD2	H1200AD1	H1200AD1	H1200AD1	H1200TX2
241X SUPERSLIMLINE - TUFLEX	177		H1200AD1	H1200AD1	H1200AD1	H1200AD1	H1200AD1	H1200AD1	H1200AD2				
261E HYPERCOLD SUPERSLIMLINE	177		H1200AD1	H1200AD1	H1200AD1	H1200AD1	H1200AD1	H1200AD1	H1200AD2	H1200AD1			
122T GREENLINE PLUS - 1SN/R1AT	173	H1200AD1	H1200AD1	H1200AD1	H1200AD1	H1200AD1	H1200AD1	H1200AD1	H1200AD2	H1200AD1	H1200AD1	H1200AD1	
COMMANDER 150 1SN PLUS	173	H1200AD1	H1200AD1	H1200AD1	H1200AD1	H1200AD1	H1200AD1	H1200AD1	H1200AD2	H1200AD1	H1200AD1	H1200AD1	
222T GREENLINE PLUS - 2SN/R2AT	174	H1200AD2	H1200AD2	H1200AD2	H1200AD2	H1200AD2	H1200AD2	H1200AD2	H1200AD2	H1200AD2	H1200AD2	H1200AD2	
POWERFLEXBIO 3000 - HI-TUFF	186									H1200204	H1200204		
POWERFLEXBIO 4000 - HI-TUFF	194							H1200204	H1200204	H1200204			
FLEXOR R4 604/634/644	018							H1200TX2	H1200TX2	H1200TX2	H1200TX2	H1200TX2	H1200TX2
9TS OM	201	H2200TF0	H2200TF0	H2200TF0	H2200TF0	H2200TF0	H2200TF0	H2200TF0	H2200TF0				
9TC OM	203				H2200TF0	H2200TF0	H2200TF0	H2200TF0	H2200TF0	H2200TF0	H2200TF0	H2200TF0	

// SKIVE FERRULE FOR STANDARD FITTINGS

Hose	Table n°	-03 DN 5 3/16"	-04 DN 6 1/4"	-05 DN 8 5/16"	-06 DN 10 3/8"	-08 DN 12 1/2"	-10 DN 16 5/8"	-12 DN 19 3/4"	-16 DN 25 1"	-20 DN 32 1 1/4"	-24 DN 38 1 1/2"	-32 DN 51 2"	-40 DN 63 2 1/2"	-48 DN 76 3"
3SPT SUPERFOREST	DH 33				H1100404	H1100404	H1100404	H1100404	H1100404	H1100404				
3SPE SUPERFOREST LT	DH 33				H1100404	H1100404	H1100404	H1100404	H1100404	H1100404				
POWERFLEXBIO 3000 - HI-TUFF	229									H1100404	H1100404	H1100404*		
POWERFLEXBIO 4000 - HI-TUFF	187					H1100404		H1100404	H1100404					
POWERFLEXBIO 5000 - HI-TUFF	188						H1100404	H1100404	H1100404					
POWERFLEXBIO 5000 PLUS - HI-TUFF	211							H1100404						
POWERFLEXBIO 6000 - HI-TUFF	192		H1100404		H1100404	H1100404								
BOP - FIRESAFE 5000	306		H1100404		H1100404	H1100404		H1100404						

* validated at 175 bar (2500 PSI) according to SAE R12 - table 229

// INTERLOCK FERRULE FOR INTERLOCK FITTINGS

Hose	Table n°	-06 DN 10 3/8"	-08 DN 12 1/2"	-10 DN 16 5/8"	-12 DN 19 3/4"	-16 DN 25 1"	-20 DN 32 1 1/4"	-24 DN 38 1 1/2"	-32 DN 51 2"	-40 DN 63 2 1/2"	-48 DN 76 3"
POWERFLEXBIO 3000 - HI-TUFF	217										H1T00600*
POWERFLEXBIO 4000 - HI-TUFF	195					H1400200		H1400200	H1400200		
POWERFLEXBIO 5000 - HI-TUFF	189				H1400200	H1400200	H1400200	H1400301	H1400301		
	251								H1T00600*	H1T00600*	H1T00600*
POWERFLEXBIO 5000 PLUS - HI-TUFF	190				H1400200	H1400200					
POWERFLEXBIO 6000 - HI-TUFF - 4S	191			H1400301	H1400200	H1400200	H1400301				
POWERFLEXBIO 6000 - HI-TUFF - 6S							H1400301	H1400301			
POWERFLEXBIO 6000 - HI-TUFF - 6S	272								H1T00600*		
AT7K - MINETUFF	101			H1400301			H1400301	H1400301			
AT8K - MINETUFF - 4S	102				H1400301	H1T00600*					
AT8K - MINETUFF - 6S					H1400301						
BOP - FIRESAFE 5000	307					H1400200	H1400200	H1400301	H1400301		

* suitable with only Dunlop Hiflex H1T special inserts

Hose	Table n°	-03 DN 5 3/16"	-04 DN 6 1/4"	-05 DN 8 5/16"	-06 DN 10 3/8"	-08 DN 12 1/2"	-10 DN 16 5/8"	-12 DN 19 3/4"	-16 DN 25 1"	-20 DN 32 1 1/4"	-24 DN 38 1 1/2"
WATERBLAST - WB10L	281					H1400200*		H1400200*	H1400200*		
	-				D990000	D990000		D990000	D990000		
WATERBLAST - WB15L	284				D990000	D990000		D990000			
WATERBLAST - WB20L	285		D990000	D990000	D980000	D980000		D980000			

* to be used with Interlock H14 series inserts

// NO SKIVE FERRULE FOR NEW POWERTRAK FITTINGS

Hose	Table n°	-06 DN 10 3/8"	-08 DN 12 1/2"	-10 DN 16 5/8"	-12 DN 19 3/4"	-16 DN 25 1"	-20 DN 32 1 1/4"	-24 DN 38 1 1/2"	-32 DN 51 2"	-40 DN 63 2 1/2"	-48 DN 76 3"
POWERFLEXBIO 4000 - HI-TUFF	275							H1300NS4	H1300NS4		
POWERFLEXBIO 5000 - HI-TUFF - 4S	276				H1300NS4	H1300NS4	H1300NS4				
POWERFLEXBIO 5000 - HI-TUFF - 6S	280							H1300NS6	H1300NS6		
POWERFLEXBIO 5000 PLUS - HI-TUFF	277				H1300NS4	H1300NS4					
POWERFLEXBIO 6000 - HI-TUFF - 4S	278				H1300NS4	H1300NS4					
POWERFLEXBIO 6000 - HI-TUFF - 6S	282						H1300NS6				

**SAFE, RELIABLE
& FULLY INTEGRATED
FLUID HANDLING SYSTEM**



DUNLOP HIFLEX COMPLETE SYSTEM

- All products are designed, developed and field tested to **exceed international norms and fulfill extreme applications**
- The **total traceability system** ensures **maximum reliability** and **historical data integrity**
- Built to guarantee **total compatibility** and **maximum safety**
- **Carbon steel & stainless steel solutions**



ALSO AVAILABLE IN STAINLESS STEEL

// STANDARD FITTINGS


// FERRULES	39	// NPTF INSERTS	75
// HOSE MENDER	44	// NPSM INSERTS	77
// BSP INSERTS	45	// ORFS INSERTS	78
// DIN METRIC INSERTS	52	// FRENCH INSERTS	81
// PRESSURE WASHER	64	// JIS INSERTS	82
// SAE INSERTS	65	// KOMATSU INSERTS	84
// JIC 37° INSERTS	67	// SAE FLANGES	86

REV.2.1

// FERRULES

// H1200TX2

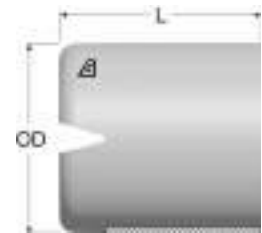
No-Skive Ferrule for 3TE, R5 and Flexopak 2 Minetuff 2 1/2" - 241T
Hi-tuff hoses



Item Code	Product Code	ID (Dash)	ID (mm)	ID (in)	Ferrule OD (mm)	L (mm)
1236581	H1200TX2-030000	3	5,0	3/16"	21,0	20,0
1236582	H1200TX2-040000	4	6,0	1/4"	23,0	24,7
1236583	H1200TX2-050000	5	8,0	5/16"	25,0	24,7
1236584	H1200TX2-060000	6	10,0	3/8"	27,0	29,7
1236585	H1200TX2-080000	8	13,0	1/2"	30,0	30,5
1236586	H1200TX2-100000	10	16,0	5/8"	34,0	35,5
1236587	H1200TX2-120000	12	19,0	3/4"	38,0	36,0
1236588	H1200TX2-160000	16	25,0	1"	48,0	42,5
1236589	H1200TX2-200000	20	31,0	1 1/4"	53,0	56,5
1236590	H1200TX2-240000	24	38,0	1 1/2"	60,0	61,5
1236591	H1200TX2-320000	32	51,0	2"	76,0	73,5
1236592	H1200TX2-400000	40	63,0	2 1/2"	89,0	85,0

// H1200TX4

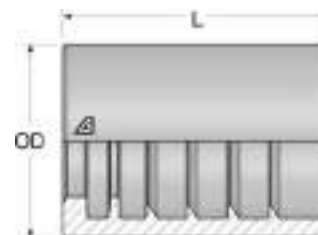
No-Skive Ferrule for R4 Hoses (604, 634, 644)



Item Code	Product Code	ID (Dash)	ID (mm)	ID (in)	Ferrule OD (mm)	L (mm)
1250572	H1200TX4-120000	12	19,0	3/4"	36,0	39,0
1250581	H1200TX4-160000	16	25,0	1"	42,4	44,3
1250582	H1200TX4-200000	20	31,0	1 1/4"	50,0	53,2
1250583	H1200TX4-240000	24	38,0	1 1/2"	55,0	60,2
1250584	H1200TX4-320000	32	51,0	2"	70,0	73,2
1250585	H1200TX4-400000	40	63,0	2 1/2"	83,0	86,0

// H1200103

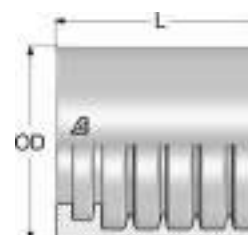
No-Skive Ferrule for PLT



ID (Dash)	ID (mm)	ID (in)	Ferrule OD (mm)	L (mm)
3	5,0	3/16"	17,0	23,0
4	6,0	1/4"	19,0	26,3

// H1200AD1

No-Skive Ferrule for 1 Wire Braid and 2 Wire Braid Compact Hoses

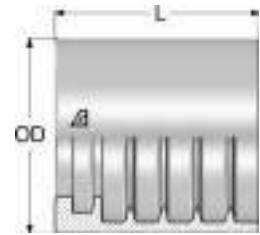


Item Code	Product Code	ID (Dash)	ID (mm)	ID (in)	Ferrule OD (mm)	L (mm)
1227977	H1200AD1-030000	3	5,0	3/16"	19,0	24,0
1227978	H1200AD1-040000	4	6,0	1/4"	22,0	24,7
1227979	H1200AD1-050000	5	8,0	5/16"	23,0	24,7
1227980	H1200AD1-060000	6	10,0	3/8"	26,0	29,7
1227981	H1200AD1-080000	8	13,0	1/2"	29,0	30,5
1227983	H1200AD1-100000	10	16,0	5/8"	32,0	30,5
1227985	H1200AD1-120000	12	19,0	3/4"	36,0	36,0
1227986	H1200AD1-160000	16	25,0	1"	44,0	36,7
1227987	H1200AD1-200000	20	31,0	1 1/4"	53,0	48,6
1227988	H1200AD1-240000	24	38,0	1 1/2"	61,0	48,6
1227989	H1200AD1-320000	32	51,0	2"	75,0	48,6

REV.2.1

// H1200AD2

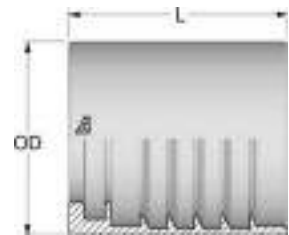
No-Skive Ferrule for 2SN



Item Code	Product Code	ID (Dash)	ID (mm)	ID (in)	Ferrule OD (mm)	L (mm)
1227990	H1200AD2-030000	3	5,0	3/16"	21,0	20,0
1227991	H1200AD2-040000	4	6,0	1/4"	23,0	24,7
1227992	H1200AD2-050000	5	8,0	5/16"	25,0	24,7
1227993	H1200AD2-060000	6	10,0	3/8"	27,0	29,7
1227994	H1200AD2-080000	8	13,0	1/2"	30,0	30,5
1227995	H1200AD2-100000	10	16,0	5/8"	33,0	30,5
1227996	H1200AD2-120000	12	19,0	3/4"	37,0	36,0
1227997	H1200AD2-160000	16	25,0	1"	45,0	36,7
1227998	H1200AD2-200000	20	31,0	1 1/4"	56,0	48,6
1227999	H1200AD2-240000	24	38,0	1 1/2"	64,0	48,5
1228000	H1200AD2-320000	32	51,0	2"	78,0	48,6

// H1200204

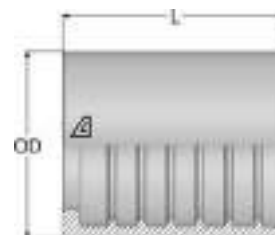
No-Skive Ferrule for Alfabiotech/Powerflexbio Hoses



Item Code	Product Code	ID (Dash)	ID (mm)	ID (in)	Ferrule OD (mm)	L (mm)
1216588	H1200204-060000	6	10,0	3/8"	30,0	28,0
1216589	H1200204-080000	8	13,0	1/2"	34,0	33,9
1216590	H1200204-100000	10	16,0	5/8"	38,0	36,6
1203322	H1200204-120000	12	19,0	3/4"	42,0	39,5
1203323	H1200204-160000	16	25,0	1"	50,0	47,5
1216591	H1200204-200000	20	31,0	1 1/4"	61,0	50,2

// H1200TP0

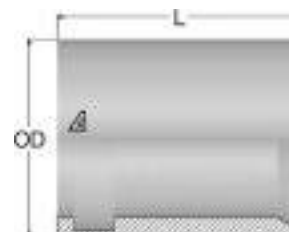
No-Skive Ferrule for Thermoplastic and 1 Wire Braid Compact Hoses



Item Code	Product Code	ID (Dash)	ID (mm)	ID (in)	Ferrule OD (mm)	L (mm)
1232354	H1200TP0-030000	3	5,0	3/16"	15,0	22,0
1232358	H1200TP0-040000	4	6,0	1/4"	17,0	26,5
1232359	H1200TP0-050000	5	8,0	5/16"	19,0	26,5
1232360	H1200TP0-060000	6	10,0	3/8"	22,0	26,5
1232361	H1200TP0-080000	8	13,0	1/2"	26,0	30,5

// H2200TF0

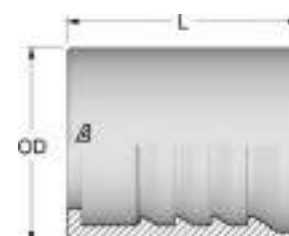
No-Skive Ferrule for PTFE Hoses



Item Code	Product Code	ID (Dash)	ID (mm)	ID (in)	Ferrule OD (mm)	L (mm)
1232132	H2200TF0-030000	3	5,0	3/16"	14,0	20,0
1232133	H2200TF0-040000	4	6,0	1/4"	15,0	25,0
1232134	H2200TF0-050000	5	8,0	5/16"	17,2	25,0
1232135	H2200TF0-060000	6	10,0	3/8"	22,0	25,0
1232136	H2200TF0-080000	8	13,0	1/2"	25,0	30,0
1232137	H2200TF0-100000	10	16,0	5/8"	30,0	33,0
1232138	H2200TF0-120000	12	19,0	3/4"	35,0	37,0
1232139	H2200TF0-160000	16	25,0	1"	42,0	45,0
1232140	H2200TF0-200000	20	31,0	1 1/4"	50,0	48,0
1232141	H2200TF0-240000	24	38,0	1 1/2"	57,0	58,0
1232142	H2200TF0-320000	32	51,0	2"	73,0	67,0

// H1100104

Skive Ferrule for 1SN

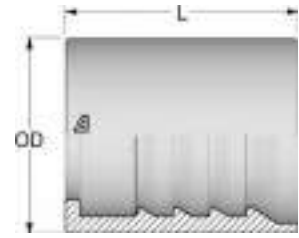


Item Code	Product Code	ID (Dash)	ID (mm)	ID (in)	Ferrule OD (mm)	L (mm)
1201545	H1100104-200000	20	31,0	1 1/4"	50,0	43,8
1201546	H1100104-240000	24	38,0	1 1/2"	57,0	49,2
1201547	H1100104-320000	32	51,0	2"	71,0	63,7

REV.2.1

// H1100404

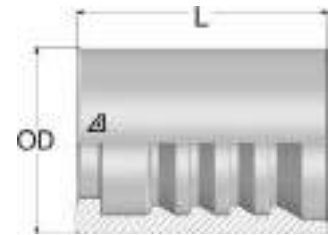
Skive Ferrule for 2/3 Wire Braid and Wire Spiral Hoses



Item Code	Product Code	ID (Dash)	ID (mm)	ID (in)	Ferrule OD (mm)	L (mm)
1202719	H1100404-040000	4	6,0	1/4"	22,0	26,3
1203253	H1100404-060000	6	10,0	3/8"	25,0	28,5
1203266	H1100404-080000	8	13,0	1/2"	29,0	34,7
1219132	H1100404-100000	10	16,0	5/8"	33,0	37,5
1203368	H1100404-120000	12	19,0	3/4"	37,0	41,5
1234701	H1100404-160000	16	25,0	1"	45,0	47,7
1234766	H1100404-200000	20	31,0	1 1/4"	55,0	54,5
1234767	H1100404-240000	24	38,0	1 1/2"	67,0	61,1
1234768	H1100404-320000	32	51,0	2"	82,0	75,1

// H1100SK1

Skive Ferrule for 1 Wire Braid and 2 Wire Braid Compact Hoses
No-Skive for 1TE, 2TE and R6



Item Code	Product Code	ID (Dash)	ID (mm)	ID (in)	Ferrule OD (mm)	L (mm)
1233077	H1100SK1-040000	4	6,0	1/4"	19,0	25,5
1233078	H1100SK1-050000	5	8,0	5/16"	21,0	25,5
1233079	H1100SK1-060000	6	10,0	3/8"	23,0	27,5
1233080	H1100SK1-080000	8	13,0	1/2"	27,0	33,5
1233081	H1100SK1-100000	10	16,0	5/8"	30,0	36,5
1233082	H1100SK1-120000	12	19,0	3/4"	33,0	40,0
1233083	H1100SK1-160000	16	25,0	1"	41,0	46,5

// HOSE MENDER

// H12C5610 Hose Mender



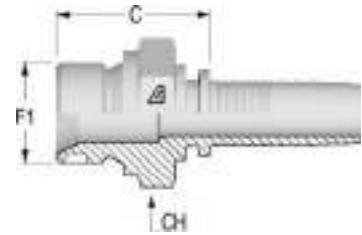
Item Code	Product Code	ID (Dash)	ID (mm)	ID (in)
1202949	H12C5610-040400	4	6,0	1/4"
1202870	H12C5610-050500	5	8,0	5/16"
1202868	H12C5610-060600	6	10,0	3/8"
1202867	H12C5610-080800	8	13,0	1/2"
1203160	H12C5610-101000	10	16,0	5/8"
1203161	H12C5610-121200	12	19,0	3/4"
1220608	H12C5610-161600	16	25,0	1"
1220607	H12C5610-202000	20	32,0	1 1/4"
1220605	H12C5610-242400	24	38,0	1 1/2"
1220606	H12C5610-323200	32	51,0	2"

REV.2.1

// BSP INSERTS

// H1210510

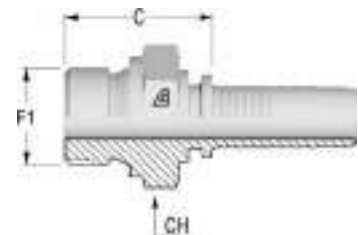
BSP Male 60° Flare
AGR



Item Code	Product Code	ID (Dash)	ID (mm)	ID (in)	F1 Dash	F1	C (mm)	CH (mm)
1201291	H1210510-030200	3	5,0	3/16"	2	1/8-28	20,3	14,0
1201722	H1210510-040200	4	6,0	1/4"	2	1/8-28	20,8	14,0
1200507	H1210510-040400	4	6,0	1/4"	4	1/4-19	26,3	19,0
1200508	H1210510-040600	4	6,0	1/4"	6	3/8-19	27,8	22,0
1201098	H1210510-040800	4	6,0	1/4"	8	1/2-14	31,3	27,0
1200540	H1210510-050400	5	8,0	5/16"	4	1/4-19	26,3	19,0
1200541	H1210510-050600	5	8,0	5/16"	6	3/8-19	27,8	22,0
1201101	H1210510-050800	5	8,0	5/16"	8	1/2-14	31,3	27,0
1200340	H1210510-060400	6	10,0	3/8"	4	1/4-19	26,3	19,0
1200341	H1210510-060600	6	10,0	3/8"	6	3/8-19	27,8	22,0
1200339	H1210510-060800	6	10,0	3/8"	8	1/2-14	31,3	27,0
1200386	H1210510-080600	8	13,0	1/2"	6	3/8-19	28,6	22,0
1200384	H1210510-080800	8	13,0	1/2"	8	1/2-14	32,1	27,0
1201096	H1210510-081000	8	13,0	1/2"	10	5/8-14	34,1	30,0
1200385	H1210510-081200	8	13,0	1/2"	12	3/4-14	36,1	32,0
1201085	H1210510-100800	10	16,0	5/8"	8	1/2-14	32,1	27,0
1200419	H1210510-101000	10	16,0	5/8"	10	5/8-14	34,1	30,0
1200418	H1210510-101200	10	16,0	5/8"	12	3/4-14	36,1	32,0
1200446	H1210510-121200	12	19,0	3/4"	12	3/4-14	36,6	32,0
1201095	H1210510-121600	12	19,0	3/4"	16	1-11	41,6	41,0
1201355	H1210510-161600	16	25,0	1"	16	1-11	42,4	41,0
1201356	H1210510-162000	16	25,0	1"	20	1 1/4-11	46,4	50,0
1201357	H1210510-202000	20	32,0	1 1/4"	20	1 1/4-11	48,0	50,0
1201358	H1210510-242400	24	38,0	1 1/2"	24	1 1/2-11	51,0	55,0
1201359	H1210510-323200	32	51,0	2"	32	2-11	56,5	70,0

// H1210610

BSP Male Flat Seat
AGR FD

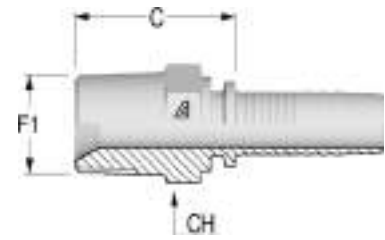


Item Code	Product Code	ID (Dash)	ID (mm)	ID (in)	F1 Dash	F1	C (mm)	CH (mm)
1214181	H1210610-040400	4	6,0	1/4"	4	1/4-19	26,3	19,0
1223423	H1210610-060600	6	10,0	3/8"	6	3/8-19	27,8	22,0
1216596	H1210610-060800	6	10,0	3/8"	8	1/2-14	31,3	27,0
1225012	H1210610-080800	8	13,0	1/2"	8	1/2-14	32,1	27,0

// H1210710

BSPT Male

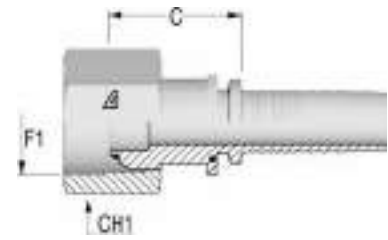
AGR K



Item Code	Product Code	ID (Dash)	ID (mm)	ID (in)	F1 Dash	F1	C (mm)	CH (mm)
1200456	H1210710-030200	3	5,0	3/16"	2	1/8-28	20,8	12,0
1200491	H1210710-040200	4	6,0	1/4"	2	1/8-28	21,3	12,0
1200490	H1210710-040400	4	6,0	1/4"	4	1/4-19	26,8	17,0
1200492	H1210710-040600	4	6,0	1/4"	6	3/8-19	27,8	19,0
1200532	H1210710-050400	5	8,0	5/16"	4	1/4-19	26,8	17,0
1200533	H1210710-050600	5	8,0	5/16"	6	3/8-19	27,8	19,0
1200328	H1210710-060400	6	10,0	3/8"	4	1/4-19	26,8	17,0
1200329	H1210710-060600	6	10,0	3/8"	6	3/8-19	27,8	19,0
1200327	H1210710-060800	6	10,0	3/8"	8	1/2-14	32,3	22,0
1200373	H1210710-080600	8	13,0	1/2"	6	3/8-19	28,6	19,0
1200371	H1210710-080800	8	13,0	1/2"	8	1/2-14	33,1	22,0
1200410	H1210710-101200	10	16,0	5/8"	12	3/4-14	34,1	27,0
1200440	H1210710-121200	12	19,0	3/4"	12	3/4-14	34,6	27,0
1200439	H1210710-121600	12	19,0	3/4"	16	1-11	43,6	36,0
1201365	H1210710-161200	16	25,0	1"	12	3/4-14	37,4	32,0
1201361	H1210710-161600	16	25,0	1"	16	1-11	44,4	36,0
1201363	H1210710-202000	20	32,0	1 1/4"	20	1 1/4-11	49,0	46,0
1201364	H1210710-242400	24	38,0	1 1/2"	24	1 1/2-11	50,5	50,0
1201360	H1210710-323200	32	51,0	2"	32	2-11	54,2	65,0

REV.2.1

// H1220813

**BSP Female 60° Cone with O-Ring
DKOR**

Item Code	Product Code	Nut Type	ID (Dash)	ID (mm)	ID (in)	F1 Dash	F1	C (mm)	CH1 (mm)
1200606	H1220511-030200	Crimped	3	5,0	3/16"	2	1/8-28	14,3	14,0
1202325	H1220813-030400	Slip on nut	3	5,0	3/16"	4	1/4-19	20,3	19,0
1201066	H1220511-040200	Crimped	4	6,0	1/4"	2	1/8-28	14,7	14,0
1202326	H1220813-040400	Slip on nut	4	6,0	1/4"	4	1/4-19	20,8	19,0
1202327	H1220813-040600	Slip on nut	4	6,0	1/4"	6	3/8-19	23,3	22,0
1202328	H1220811-050400	Crimped	5	8,0	5/16"	4	1/4-19	16,6	19,0
1202329	H1220813-050600	Slip on nut	5	8,0	5/16"	6	3/8-19	23,3	22,0
1202330	H1220811-060400	Crimped	6	10,0	3/8"	4	1/4-19	17,3	19,0
1202331	H1220813-060600	Slip on nut	6	10,0	3/8"	6	3/8-19	23,3	22,0
1202332	H1220813-060800	Slip on nut	6	10,0	3/8"	8	1/2-14	24,3	27,0
1202571	H1220811-080600	Crimped	8	13,0	1/2"	6	3/8-19	18,6	22,0
1202333	H1220813-080800	Slip on nut	8	13,0	1/2"	8	1/2-14	25,1	27,0
1202334	H1220813-081000	Slip on nut	8	13,0	1/2"	10	5/8-14	28,4	27,0
1202335	H1220813-081200	Slip on nut	8	13,0	1/2"	12	3/4-14	29,0	32,0
1202457	H1220811-101000	Crimped	10	16,0	5/8"	10	5/8-14	17,1	27,0
1202336	H1220813-101200	Slip on nut	10	16,0	5/8"	12	3/4-14	29,0	32,0
1202462	H1220811-121200	Crimped	12	19,0	3/4"	12	3/4-14	23,9	32,0
1202337	H1220813-121600	Slip on nut	12	19,0	3/4"	16	1-11	34,0	38,0
1202455	H1220811-161600	Crimped	16	25,0	1"	16	1-11	23,9	38,0
1202338	H1220813-162000	Slip on nut	16	25,0	1"	20	1 1/4-11	39,4	50,0
1202458	H1220812-202000	Thrust wire nut	20	32,0	1 1/4"	20	1 1/4-11	32,0	50,0
1202339	H1220813-202400	Slip on nut	20	32,0	1 1/4"	24	1 1/2-11	41,9	55,0
1202463	H1220812-242400	Thrust wire nut	24	38,0	1 1/2"	24	1 1/2-11	33,8	55,0
1202340	H1220813-243200	Slip on nut	24	38,0	1 1/2"	32	2-11	47,0	70,0
1202014	H1220812-323200	Thrust wire nut	32	51,0	2"	32	2-11	34,0	70,0

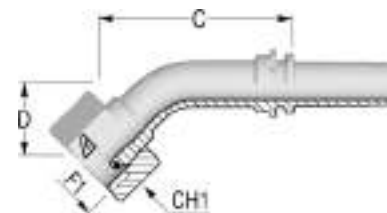
Image: insert with Slip on Nut.

// H1220843

45° BSPF Female 60° Cone with O-Ring

DKOR 45

Solid one piece



Item Code	Product Code	Nut Type	ID (Dash)	ID (mm)	ID (in)	F1 Dash	F1	C (mm)	D Drop (mm)	CH1 (mm)
1202341	H1220843-040400	Slip on nut	4	6,0	1/4"	4	1/4-19	45,5	15,0	19,0
1202342	H1220843-040600	Slip on nut	4	6,0	1/4"	6	3/8-19	41,5	17,5	22,0
1214200	H1220841-050400	Crimped	5	8,0	5/16"	4	1/4-19	19,0	17,5	19,0
1202343	H1220843-050600	Slip on nut	5	8,0	5/16"	6	3/8-19	45,1	18,5	22,0
1202344	H1220843-060600	Slip on nut	6	10,0	3/8"	6	3/8-19	49,9	20,5	22,0
1202345	H1220843-060800	Slip on nut	6	10,0	3/8"	8	1/2-14	45,7	21,0	27,0
1202346	H1220843-080800	Slip on nut	8	13,0	1/2"	8	1/2-14	55,0	21,0	27,0
1202347	H1220843-081000	Slip on nut	8	13,0	1/2"	10	5/8-14	57,2	23,0	27,0
1202348	H1220843-081200	Slip on nut	8	13,0	1/2"	12	3/4-14	56,7	23,0	32,0
1202464	H1220841-101000	Crimped	10	16,0	5/8"	10	5/8-14	64,0	21,5	27,0
1202349	H1220843-101200	Slip on nut	10	16,0	5/8"	12	3/4-14	66,5	22,5	32,0
1202465	H1220841-121200	Crimped	12	19,0	3/4"	12	3/4-14	70,0	28,0	32,0
1202350	H1220843-121600	Slip on nut	12	19,0	3/4"	16	1-11	74,6	31,5	38,0
1202466	H1220841-161600	Crimped	16	25,0	1"	16	1-11	84,0	34,0	38,0
1216663	H1220843-162000	Slip on nut	16	25,0	1"	20	1 1/4-11	97,0	47,5	50,0
1202467	H1220842-202000	Slip on nut	20	32,0	1 1/4"	20	1 1/4-11	101,0	40,0	50,0
1202468	H1220842-242400	Thrust wire nut	24	38,0	1 1/2"	24	1 1/2-11	116,0	46,0	55,0
1202469	H1220842-323200	Thrust wire nut	32	51,0	2"	32	2-11	152,0	60,0	70,0

Image: insert with Slip on Nut.

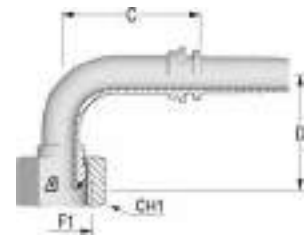
REV.2.1

// H1220893

90° BSPP Female 60° Cone with O-Ring

DKOR 90

Solid one piece



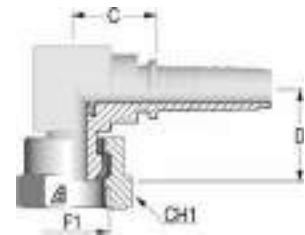
Item Code	Product Code	Nut Type	ID (Dash)	ID (mm)	ID (in)	F1 Dash	F1	C (mm)	D Drop (mm)	CH1 (mm)
1200607	H1220591-030200	Crimped	3	5,0	3/16"	2	1/8-28	24,0	30,0	14,0
1201707	H1220591-040200	Crimped	4	6,0	1/4"	2	1/8-28	30,5	32,0	14,0
1202367	H1220893-040400	Slip on nut	4	6,0	1/4"	4	1/4-19	29,3	29,0	19,0
1202353	H1220893-040600	Slip on nut	4	6,0	1/4"	6	3/8-19	29,8	31,0	22,0
1202354	H1220893-050600	Slip on nut	5	8,0	5/16"	6	3/8-19	33,2	36,0	22,0
1202355	H1220893-060600	Slip on nut	6	10,0	3/8"	6	3/8-19	34,8	42,0	22,0
1202356	H1220893-060800	Slip on nut	6	10,0	3/8"	8	1/2-14	34,3	35,5	27,0
1202881	H1220891-080600	Crimped	8	13,0	1/2"	6	3/8-19	35,3	43,0	22,0
1202357	H1220893-080800	Slip on nut	8	13,0	1/2"	8	1/2-14	35,8	41,0	27,0
1202358	H1220893-081000	Slip on nut	8	13,0	1/2"	10	5/8-14	41,6	43,5	27,0
1202359	H1220893-081200	Slip on nut	8	13,0	1/2"	12	3/4-14	41,8	43,0	32,0
1202470	H1220891-101000	Crimped	10	16,0	5/8"	10	5/8-14	47,9	47,0	27,0
1202360	H1220893-101200	Slip on nut	10	16,0	5/8"	12	3/4-14	51,9	49,0	32,0
1202471	H1220891-121200	Crimped	12	19,0	3/4"	12	3/4-14	49,1	53,0	32,0
1202361	H1220893-121600	Slip on nut	12	19,0	3/4"	16	1-11	54,1	60,5	38,0
1202475	H1220891-161600	Crimped	16	25,0	1"	16	1-11	75,1	69,0	38,0
1202362	H1220893-162000	Slip on nut	16	25,0	1"	20	1 1/4-11	75,1	88,5	50,0
1202472	H1220892-202000	Slip on nut	20	32,0	1 1/4"	20	1 1/4-11	82,0	83,0	50,0
1202363	H1220893-202400	Slip on nut	20	32,0	1 1/4"	24	1 1/2-11	101,0	83,0	55,0
1202456	H1220892-242400	Thrust wire nut	24	38,0	1 1/2"	24	1 1/2-11	96,0	96,0	55,0
1202364	H1220893-243200	Slip on nut	24	38,0	1 1/2"	32	2-11	107,8	104,0	70,0
1202473	H1220892-323200	Thrust wire nut	32	51,0	2"	32	2-11	128,0	136,0	70,0

Image: insert with Slip on Nut.

// H1220581

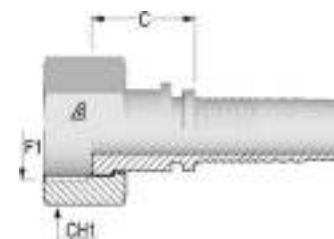
90° Compact BSPP Female 60° Cone

DKR 90



Item Code	Product Code	Nut Type	ID (Dash)	ID (mm)	ID (in)	F1 Dash	F1	C (mm)	D Drop (mm)	CH1 (mm)
1202422	H1220581-040400	Crimped	4	6,0	1/4"	4	1/4-19	16,8	19,5	19,0
1202025	H1220581-060600	Crimped	6	10,0	3/8"	6	3/8-19	18,8	22,0	22,0
1202026	H1220581-060800	Crimped	6	10,0	3/8"	8	1/2-14	21,5	22,5	27,0
1202027	H1220581-080800	Crimped	8	13,0	1/2"	8	1/2-14	22,6	24,5	27,0
1203213	H1220581-121200	Crimped	12	19,0	3/4"	12	3/4-14	26,7	31,0	32,0
1203330	H1220581-161600	Crimped	16	25,0	1"	16	1-11	34,5	27,5	38,0

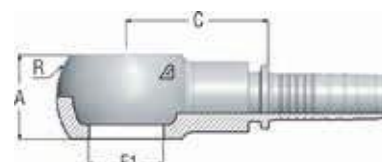
// H1220613
BSPF Female Flat Seat
DKR FD



Item Code	Product Code	Nut Type	ID (Dash)	ID (mm)	ID (in)	F1 Dash	F1	C (mm)	CH1 (mm)
1202226	H1220613-040400	Slip on nut	4	6,0	1/4"	4	1/4-19	20,3	19,0
1202227	H1220613-060600	Slip on nut	6	10,0	3/8"	6	3/8-19	20,3	22,0
1202140	H1220613-060800	Slip on nut	6	10,0	3/8"	8	1/2-14	20,8	27,0
1202228	H1220613-080800	Slip on nut	8	13,0	1/2"	8	1/2-14	21,6	27,0
1202229	H1220613-081200	Slip on nut	8	13,0	1/2"	12	3/4-14	24,6	32,0
1201684	H1220611-101200	Crimped	10	16,0	5/8"	12	3/4-14	17,6	32,0
1201570	H1220611-121200	Crimped	12	19,0	3/4"	12	3/4-14	18,1	32,0
1216659	H1220611-121600	Crimped	12	19,0	3/4"	16	1-11	20,6	38,0
1201384	H1220611-161600	Crimped	16	25,0	1"	16	1-11	19,9	38,0

Image: insert with Slip on Nut.

// H1230310
BSPF Banjo - RNR

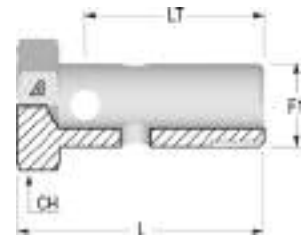


Item Code	Product Code	ID (Dash)	ID (mm)	ID (in)	F1	C (mm)	R (mm)	A (mm)
1203086	H1230310-040400	4	6,0	1/4"	1/4-19	26,5	22	14
1203087	H1230310-040200	4	6,0	1/4"	1/8-28	20,0	17	10
1216840	H1230310-040600	4	6,0	1/4"	3/8-19	30,5	28	18
1201763	H1230310-050600	5	8,0	5/16"	3/8-19	30,5	28	18
1201754	H1230310-060800	6	10,0	3/8"	1/2-14	34,5	38	22
1201760	H1230310-060600	6	10,0	3/8"	3/8-19	30,5	28	18
1203048	H1230310-080800	8	13,0	1/2"	1/2-14	35,0	38	22
1216843	H1230310-080600	8	13,0	1/2"	3/8-19	30,5	28	18
1203085	H1230310-101000	10	16,0	5/8"	5/8-14	38,0	40	24
1200423	H1230310-121200	12	19,0	3/4"	3/4-14	41,5	46	29
1203084	H1230310-161600	16	25,0	1"	1-11	50,5	58	36

REV.2.1

// H10V0210

BSP Bolt

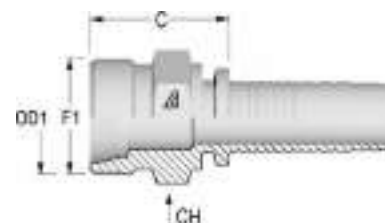


Item Code	Product Code	F1 Dash	F1	LT (mm)	L1 (mm)	CH (mm)
1210366	H10V0210-040000	4	1/4-19	25	30,0	19,0
1210367	H10V0210-060000	6	3/8-19	31	38,0	22,0
1210365	H10V0210-080000	8	1/2-14	38	46,0	27,0
1210404	H10V0210-100000	10	5/8-14	42	51,0	28,0
1210403	H10V0210-120000	12	3/4-14	47	56,0	32,0
1210402	H10V0210-160000	16	1-11	58	69,0	38,0

// DIN METRIC INSERTS

// H1211110

Metric Male 24° Seat
DIN 3853 - Light Series
CEL

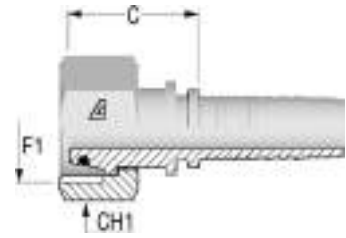


Item Code	Product Code	ID (Dash)	ID (mm)	ID (in)	F1	OD1	C (mm)	CH (mm)
1200451	H1211110-031200	3	5,0	3/16"	M12X1.5	6	20,8	14,0
1200481	H1211110-041200	4	6,0	1/4"	M12X1.5	6	21,3	14,0
1200482	H1211110-041400	4	6,0	1/4"	M14X1.5	8	21,3	14,0
1201558	H1211110-041600	4	6,0	1/4"	M16X1.5	10	23,3	17,0
1200518	H1211110-051600	5	8,0	5/16"	M16X1.5	10	23,3	17,0
1201086	H1211110-051800	5	8,0	5/16"	M18X1.5	12	24,3	19,0
1200314	H1211110-061600	6	10,0	3/8"	M16X1.5	10	23,3	17,0
1200315	H1211110-061800	6	10,0	3/8"	M18X1.5	12	24,3	19,0
1200320	H1211110-062200	6	10,0	3/8"	M22X1.5	15	25,3	22,0
1202565	H1211110-081800	8	13,0	1/2"	M18X1.5	12	25,1	19,0
1200358	H1211110-082200	8	13,0	1/2"	M22X1.5	15	26,1	22,0
1200362	H1211110-082600	8	13,0	1/2"	M26X1.5	18	27,1	27,0
1200401	H1211110-102600	10	16,0	5/8"	M26X1.5	18	27,1	27,0
1200432	H1211110-123000	12	19,0	3/4"	M30X2	22	31,6	32,0
1201372	H1211110-163600	16	25,0	1"	M36X2	28	34,4	36,0
1201373	H1211110-204500	20	32,0	1 1/4"	M45X2	35	40,0	46,0
1201374	H1211110-245200	24	38,0	1 1/2"	M52X2	42	42,0	55,0

REV.2.1

// H1221513

Metric Female 24° Cone with O-Ring
DIN 3865 - Light Series
DKOL



Item Code	Product Code	Nut Type	ID (Dash)	ID (mm)	ID (in)	F1	OD1	C (mm)	CH1 (mm)
1200595	H1221513-031200	Slip on nut	3	5,0	3/16"	M12X1.5	6	23,9	14,0
1202944	H1221511-041200	Crimped	4	6,0	1/4"	M12X1.5	6	24,8	14,0
1200614	H1221513-041400	Slip on nut	4	6,0	1/4"	M14X1.5	8	24,4	17,0
1200609	H1221513-041600	Slip on nut	4	6,0	1/4"	M16X1.5	10	25,4	19,0
1201060	H1221513-041800	Slip on nut	4	6,0	1/4"	M18X1.5	12	25,4	22,0
1238160	H1221512-051400	Thrust wire nut	5	8,0	5/16"	M14X1.5	8	47,7	17,0
1200642	H1221513-051600	Slip on nut	5	8,0	5/16"	M16X1.5	10	25,4	19,0
1200643	H1221513-051800	Slip on nut	5	8,0	5/16"	M18X1.5	12	25,4	22,0
1246243	H1221511-061600	Crimped	6	10,0	3/8"	M16X1.5	3/8"	23,4	19,0
1200667	H1221513-061800	Slip on nut	6	10,0	3/8"	M18X1.5	12	25,4	22,0
1200670	H1221513-062200	Slip on nut	6	10,0	3/8"	M22X1.5	15	27,4	27,0
1238162	H1221512-081800	Thrust wire nut	8	13,0	1/2"	M18X1.5	12	24,0	22,0
1200707	H1221513-082200	Slip on nut	8	13,0	1/2"	M22X1.5	15	28,2	27,0
1201843	H1221513-082600	Slip on nut	8	13,0	1/2"	M26X1.5	18	29,2	32,0
1238163	H1221512-102200	Thrust wire nut	10	16,0	5/8"	M22X1.5	15	25,3	27,0
1200736	H1221513-102600	Slip on nut	10	16,0	5/8"	M26X1.5	18	29,2	32,0
1239646	H1221512-122600	Thrust wire nut	12	19,0	3/4"	M26X1.5	18	25,5	32,0
1200762	H1221513-123000	Slip on nut	12	19,0	3/4"	M30X2	22	31,7	36,0
1220609	H1221513-123600	Slip on nut	12	19,0	3/4"	M36X2	28	32,8	41,0
1201593	H1221512-163000	Thrust wire nut	16	25,0	1"	M30X2	22	44,6	36,0
1201385	H1221513-163600	Slip on nut	16	25,0	1"	M36X2	28	33,6	41,0
1225980	H1221513-164500	Slip on nut	16	25,0	1"	M45X2	35	38,5	50,0
1201386	H1221513-204500	Slip on nut	20	32,0	1 1/4"	M45X2	35	40,1	50,0
1201387	H1221513-245200	Slip on nut	24	38,0	1 1/2"	M52X2	42	40,5	60,0

Image: insert with Slip on Nut.

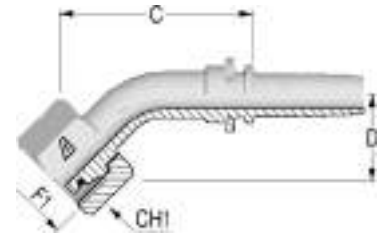
// H1221543

45° Metric Female 24° Cone with O-Ring

DIN 3865 - Light Series

DKOL 45

Solid one piece



Item Code	Product Code	Nut Type	ID (Dash)	ID (mm)	ID (in)	F1	OD1	C (mm)	D Drop (mm)	CH1 (mm)
1200594	H1221543-031200	Slip on nut	3	5,0	3/16"	M12X1.5	6	44,9	19,0	14,0
1216676	H1221541-041200	Crimped	4	6,0	1/4"	M12X1.5	6	45,2	15,5	14,0
1200612	H1221543-041400	Slip on nut	4	6,0	1/4"	M14X1.5	8	43,0	17,5	17,0
1201576	H1221543-041600	Slip on nut	4	6,0	1/4"	M16X1.5	10	42,0	20,0	19,0
1200645	H1221543-051600	Slip on nut	5	8,0	5/16"	M16X1.5	10	47,5	20,0	19,0
1200646	H1221543-051800	Slip on nut	5	8,0	5/16"	M18X1.5	12	47,0	22,0	22,0
1200671	H1221543-061800	Slip on nut	6	10,0	3/8"	M18X1.5	12	46,8	19,5	22,0
1239971	H1221542-081800	Thrust wire nut	8	13,0	1/2"	M18X1.5	12	52,0	23,0	22,0
1200711	H1221543-082200	Slip on nut	8	13,0	1/2"	M22X1.5	15	55,0	21,0	27,0
1200738	H1221543-102600	Slip on nut	10	16,0	5/8"	M26X1.5	18	65,3	24,0	32,0
1240723	H1221542-122600	Thrust wire nut	12	19,0	3/4"	M26X1.5	20	77,0	34,0	32,0
1200764	H1221543-123000	Slip on nut	12	19,0	3/4"	M30X2	22	69,4	32,0	36,0
1225983	H1221542-163000	Thrust wire nut	16	25,0	1"	M30X2	22	71,1	29,0	36,0
1201390	H1221543-163600	Slip on nut	16	25,0	1"	M36X2	28	91,4	32,0	41,0
1201392	H1221543-204500	Slip on nut	20	32,0	1 1/4"	M45X2	35	100,0	45,0	50,0
1202128	H1221543-245200	Slip on nut	24	38,0	1 1/2"	M52X2	42	114,1	47,0	60,0

Image: insert with Slip on Nut.

REV.2.1

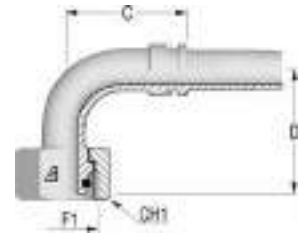
// H1221593

90° Metric Female 24° Cone with O-Ring

DIN 3865 - Light Series

DKOL 90

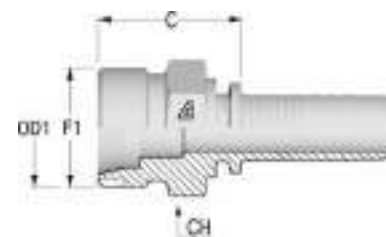
Solid one piece



Item Code	Product Code	Nut Type	ID (Dash)	ID (mm)	ID (in)	F1	OD1	C (mm)	D Drop (mm)	CH1 (mm)
1200597	H1221593-031200	Slip on nut	3	5,0	3/16"	M12X1.5	6	23,6	33,0	14,0
1203240	H1221591-041200	Crimped	4	6,0	1/4"	M12X1.5	6	29,5	26,0	14,0
1200618	H1221593-041400	Slip on nut	4	6,0	1/4"	M14X1.5	8	28,3	32,5	17,0
1200616	H1221593-041600	Slip on nut	4	6,0	1/4"	M16X1.5	10	28,3	32,5	19,0
1203218	H1221593-041800	Slip on nut	4	6,0	1/4"	M18X1.5	12	28,8	35,0	22,0
1200648	H1221593-051600	Slip on nut	5	8,0	5/16"	M16X1.5	10	33,7	38,0	19,0
1200649	H1221593-051800	Slip on nut	5	8,0	5/16"	M18X1.5	12	32,2	40,0	22,0
1246244	H1221591-061600	Crimped	6	10,0	3/8"	M16X1.5	10	36,0	36,0	19,0
1200676	H1221593-061800	Slip on nut	6	10,0	3/8"	M18X1.5	12	32,8	39,0	22,0
1200679	H1221593-062200	Slip on nut	6	10,0	3/8"	M22X1.5	15	35,8	38,5	27,0
1238173	H1221592-081800	Thrust wire nut	8	13,0	1/2"	M18X1.5	12	42,0	44,0	22,0
1200713	H1221593-082200	Slip on nut	8	13,0	1/2"	M22X1.5	15	39,8	40,5	27,0
1203154	H1221593-082600	Slip on nut	8	13,0	1/2"	M26X1.5	18	39,8	41,0	32,0
1201292	H1221593-1022B0	Slip on nut	10	16,0	5/8"	M22X1.5	15	51,4	47,0	27,0
1200740	H1221593-102600	Slip on nut	10	16,0	5/8"	M26X1.5	18	51,4	48,0	32,0
1200742	H1221593-103000	Slip on nut	10	16,0	5/8"	M30X2	22	52,4	49,0	36,0
1239736	H1221592-122600	Thrust wire nut	12	19,0	3/4"	M26X1.5	18	60,0	64,0	32,0
1200767	H1221593-123000	Slip on nut	12	19,0	3/4"	M30X2	22	52,1	59,0	36,0
1216685	H1221593-123600	Slip on nut	12	19,0	3/4"	M36X2	28	60,0	63,0	41,0
1225987	H1221592-163000	Thrust wire nut	16	25,0	1"	M30X2	22	66,0	64,0	36,0
1201391	H1221593-163600	Slip on nut	16	25,0	1"	M36X2	28	75,0	68,0	41,0
1216679	H1221592-203600	Thrust wire nut	20	32,0	1 1/4"	M36X2	28	92,2	86,0	41,0
1201393	H1221593-204500	Slip on nut	20	32,0	1 1/4"	M45X2	35	90,5	89,0	50,0
1201394	H1221593-245200	Slip on nut	24	38,0	1 1/2"	M52X2	42	106,5	97,5	60,0

Image: insert with Slip on Nut.

// H1211210
Metric Male 24° Seat
DIN 3853 - Heavy Series
CES

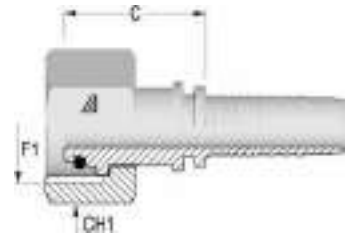


Item Code	Product Code	ID (Dash)	ID (mm)	ID (in)	F1	OD1	C (mm)	CH (mm)
1201828	H1211210-041400	4	6,0	1/4"	M14X1.5	6	24,3	17,0
1200485	H1211210-041600	4	6,0	1/4"	M16X1.5	8	24,3	17,0
1200477	H1211210-041800	4	6,0	1/4"	M18X1.5	10	25,3	19,0
1200521	H1211210-052000	5	8,0	5/16"	M20X1.5	12	25,3	22,0
1202267	H1211210-061800	6	10,0	3/8"	M18X1.5	10	25,3	19,0
1200316	H1211210-062000	6	10,0	3/8"	M20X1.5	12	25,3	22,0
1200319	H1211210-062200	6	10,0	3/8"	M22X1.5	14	27,3	22,0
1221728	H1211210-062400	6	10,0	3/8"	M24X1.5	16	28,1	24,0
1202564	H1211210-082200	8	13,0	1/2"	M22X1.5	14	28,1	22,0
1200360	H1211210-082400	8	13,0	1/2"	M24X1.5	16	29,1	24,0
1200364	H1211210-083000	8	13,0	1/2"	M30X2	20	33,1	32,0
1200403	H1211210-103000	10	16,0	5/8"	M30X2	20	33,1	32,0
1202526	H1211210-123000	12	19,0	3/4"	M30X2	20	33,6	32,0
1200434	H1211210-123600	12	19,0	3/4"	M36X2	25	37,6	36,0
1203151	H1211210-163600	16	25,0	1"	M36X2	25	38,4	36,0
1201375	H1211210-164200	16	25,0	1"	M42X2	30	42,4	46,0
1201376	H1211210-205200	20	32,0	1 1/4"	M52X2	38	48,0	55,0

REV.2.1

// H1221613

Metric Female 24° Cone with O-Ring
DIN 3865 - Heavy Series
DKOS



Item Code	Product Code	Nut Type	ID (Dash)	ID (mm)	ID (in)	F1	OD1	C (mm)	CH1 (mm)
1200596	H1221613-031600	Slip on nut	3	5,0	3/16"	M16X1.5	8	27,2	19,0
1201827	H1221613-041400	Slip on nut	4	6,0	1/4"	M14X1.5	6	26,4	17,0
1200615	H1221613-041600	Slip on nut	4	6,0	1/4"	M16X1.5	8	27,7	19,0
1200610	H1221613-041800	Slip on nut	4	6,0	1/4"	M18X1.5	10	27,6	22,0
1201061	H1221613-042000	Slip on nut	4	6,0	1/4"	M20X1.5	12	27,6	24,0
1201832	H1221613-051800	Slip on nut	5	8,0	5/16"	M18X1.5	10	27,6	22,0
1200644	H1221613-052000	Slip on nut	5	8,0	5/16"	M20X1.5	12	27,6	24,0
1239671	H1221612-061600	Thrust wire nut	6	10,0	3/8"	M16X1.5	8	23,2	19,0
1238179	H1221612-061800	Thrust wire nut	6	10,0	3/8"	M18X1.5	10	22,3	22,0
1200668	H1221613-062000	Slip on nut	6	10,0	3/8"	M20X1.5	12	27,6	24,0
1200669	H1221613-062200	Slip on nut	6	10,0	3/8"	M22X1.5	14	31,1	27,0
1202570	H1221613-062400	Slip on nut	6	10,0	3/8"	M24X1.5	16	30,9	30,0
1239650	H1221612-082000	Thrust wire nut	8	13,0	1/2"	M20X1.5	12	23,2	24,0
1218557	H1221613-082200	Slip on nut	8	13,0	1/2"	M22X1.5	14	31,9	27,0
1200708	H1221613-082400	Slip on nut	8	13,0	1/2"	M24X1.5	16	31,7	30,0
1200710	H1221613-083000	Slip on nut	8	13,0	1/2"	M30X2	20	36,5	36,0
1200737	H1221613-103000	Slip on nut	10	16,0	5/8"	M30X2	20	36,5	36,0
1201732	H1221613-123000	Slip on nut	12	19,0	3/4"	M30X2	20	37,0	36,0
1200763	H1221613-123600	Slip on nut	12	19,0	3/4"	M36X2	25	40,2	46,0
1239744	H1221612-163000	Thrust wire nut	16	25,0	1"	M30X2	20	29,8	36,0
1203099	H1221613-163600	Slip on nut	16	25,0	1"	M36X2	25	41,0	46,0
1201388	H1221613-164200	Slip on nut	16	25,0	1"	M42X2	30	43,1	50,0
1216693	H1221613-204200	Slip on nut	20	32,0	1 1/4"	M42X2	30	44,7	50,0
1201389	H1221613-205200	Slip on nut	20	32,0	1 1/4"	M52X2	38	48,1	60,0
1216695	H1221613-245200	Slip on nut	24	38,0	1 1/2"	M52X2	38	48,1	60,0

Image: insert with Slip on Nut.

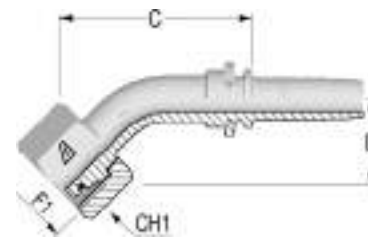
// H1221643

45° Metric Female 24° Cone with O-Ring

DIN 3865 - Heavy Series

DKOS 45

Solid one piece



Item Code	Product Code	Nut Type	ID (Dash)	ID (mm)	ID (in)	F1	OD1	C (mm)	D Drop (mm)	CH1 (mm)
1216697	H1221643-041400	Slip on nut	4	6,0	1/4"	M14X1.5	6	47,0	20,0	17,0
1200613	H1221643-041600	Slip on nut	4	6,0	1/4"	M16X1.5	8	48,6	16,0	19,0
1200611	H1221643-041800	Slip on nut	4	6,0	1/4"	M18X1.5	10	43,5	19,0	22,0
1240698	H1221643-051800	Slip on nut	5	8,0	5/16"	M18X1.5	10	46,0	18,0	22,0
1200647	H1221643-052000	Slip on nut	5	8,0	5/16"	M20X1.5	12	48,1	21,0	24,0
1239968	H1221642-061800	Thrust wire nut	6	10,0	3/8"	M18X1.5	10	47,0	21,0	22,0
1200672	H1221643-062000	Slip on nut	6	10,0	3/8"	M20X1.5	12	50,6	20,0	24,0
1200673	H1221643-062200	Slip on nut	6	10,0	3/8"	M22X1.5	14	52,9	21,0	27,0
1242602	H1221642-082000	Thrust wire nut	8	13,0	1/2"	M20X1.5	12	54,0	24,0	24,0
1200712	H1221643-082400	Slip on nut	8	13,0	1/2"	M24X1.5	16	55,8	21,5	30,0
1201300	H1221643-103000	Slip on nut	10	16,0	5/8"	M30X2	20	66,3	30,0	36,0
1202891	H1221643-123000	Slip on nut	12	19,0	3/4"	M30X2	20	66,1	29,0	36,0
1200765	H1221643-123600	Slip on nut	12	19,0	3/4"	M36X2	25	69,5	33,0	46,0
1203098	H1221643-163600	Slip on nut	16	25,0	1"	M36X2	25	89,7	36,0	46,0
1201395	H1221643-164200	Slip on nut	16	25,0	1"	M42X2	30	110,3	40,5	50,0
1201398	H1221643-205200	Slip on nut	20	32,0	1 1/4"	M52X2	38	109,0	45,0	60,0

Image: insert with Slip on Nut.

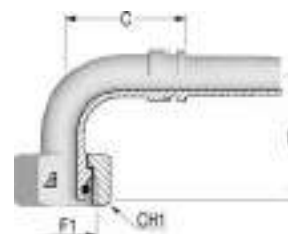
// H1221693

90° Metric Female 24° Cone with O-Ring

DIN 3865 - Heavy Series

DKOS 90

Solid one piece



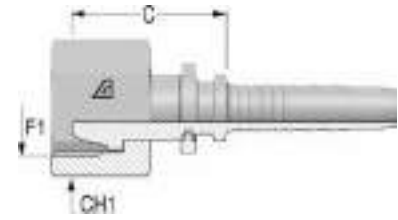
Item Code	Product Code	Nut Type	ID (Dash)	ID (mm)	ID (in)	F1	OD1	C (mm)	D Drop (mm)	CH1 (mm)
1201065	H1221693-041400	Slip on nut	4	6,0	1/4"	M14X1.5	6	27,3	33,0	17,0
1200619	H1221693-041600	Slip on nut	4	6,0	1/4"	M16X1.5	8	27,3	33,0	19,0
1200617	H1221693-041800	Slip on nut	4	6,0	1/4"	M18X1.5	10	26,8	34,0	22,0
1216700	H1221693-051800	Slip on nut	5	8,0	5/16"	M18X1.5	10	33,2	39,0	22,0
1200650	H1221693-052000	Slip on nut	5	8,0	5/16"	M20X1.5	12	33,2	39,0	24,0
1239989	H1221692-061600	Thrust wire nut	6	10,0	3/8"	M16X1.5	8	33,0	38,0	19,0
1239926	H1221692-061800	Thrust wire nut	6	10,0	3/8"	M18X1.5	10	35,0	38,0	22,0
1200677	H1221693-062000	Slip on nut	6	10,0	3/8"	M20X1.5	12	34,3	38,5	24,0
1200678	H1221693-062200	Slip on nut	6	10,0	3/8"	M22X1.5	14	34,3	40,5	27,0
1240110	H1221692-082000	Thrust wire nut	8	13,0	1/2"	M20X1.5	12	40,0	45,0	24,0
1200714	H1221693-082400	Slip on nut	8	13,0	1/2"	M24X1.5	16	39,8	41,5	30,0
1201253	H1221693-083000	Slip on nut	8	13,0	1/2"	M30X2	20	45,8	50,0	36,0
1240088	H1221692-102400	Thrust wire nut	10	16,0	5/8"	M24X1.5	16	52,0	56,0	30,0
1200741	H1221693-103000	Slip on nut	10	16,0	5/8"	M30X2	20	47,9	55,0	36,0
1200766	H1221693-123000	Slip on nut	12	19,0	3/4"	M30X2	20	50,6	58,0	36,0
1200768	H1221693-123600	Slip on nut	12	19,0	3/4"	M36X2	25	50,6	59,5	46,0
1203097	H1221693-163600	Slip on nut	16	25,0	1"	M36X2	25	77,6	73,5	46,0
1201396	H1221693-164200	Slip on nut	16	25,0	1"	M42X2	30	75,6	79,0	50,0
1203096	H1221693-204200	Slip on nut	20	32,0	1 1/4"	M42X2	30	95,0	88,0	50,0
1201397	H1221693-205200	Slip on nut	20	32,0	1 1/4"	M52X2	38	94,0	92,0	60,0

Image: insert with Slip on Nut.

REV.2.1

// H1221313

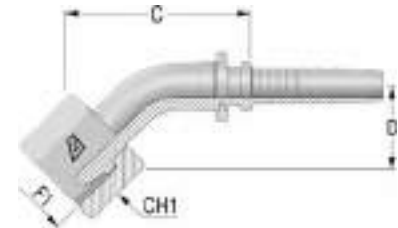
Universal Metric Female



Item Code	Product Code	Nut Type	ID (Dash)	ID (mm)	ID (in)	F1 Dash	F1	C (mm)	CH1 (mm)
1200631	H1221313-041400	Slip on nut	4	6,0	1/4"	14	M14X1.5	22,3	17,0
1200632	H1221313-041600	Slip on nut	4	6,0	1/4"	16	M16X1.5	22,3	19,0
1200633	H1221313-041800	Slip on nut	4	6,0	1/4"	18	M18X1.5	22,3	22,0
1200658	H1221313-051600	Slip on nut	5	8,0	5/16"	16	M16X1.5	22,3	19,0
1200659	H1221313-051800	Slip on nut	5	8,0	5/16"	18	M18X1.5	22,3	22,0
1200698	H1221313-061800	Slip on nut	6	10,0	3/8"	18	M18X1.5	22,3	22,0
1200729	H1221313-082200	Slip on nut	8	13,0	1/2"	22	M22X1.5	24,7	27,0
1200753	H1221313-102600	Slip on nut	10	16,0	5/8"	26	M26X1.5	25,1	32,0

// H1221343

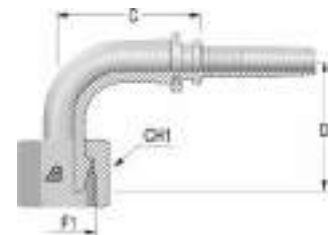
45° Universal Metric Female



Item Code	Product Code	Nut Type	ID (Dash)	ID (mm)	ID (in)	F1 Dash	F1	C (mm)	D Drop (mm)	CH1 (mm)
1216669	H1221343-041400	Slip on nut	4	6,0	1/4"	14	M14X1.5	36,5	16,0	17,0
1200660	H1221343-051600	Slip on nut	5	8,0	5/16"	16	M16X1.5	42,1	19,0	19,0
1201450	H1221343-061800	Slip on nut	6	10,0	3/8"	18	M18X1.5	42,8	20,0	22,0
1225972	H1221343-082200	Slip on nut	8	13,0	1/2"	22	M22X1.5	54,9	20,0	27,0
1225973	H1221343-102600	Slip on nut	10	16,0	5/8"	26	M26X1.5	54,0	22,0	32,0

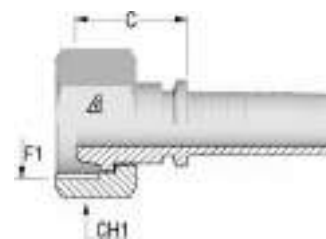
// H1221393

90° Universal Metric Female



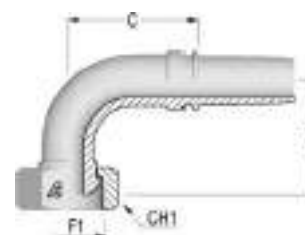
Item Code	Product Code	Nut Type	ID (Dash)	ID (mm)	ID (in)	F1 Dash	F1	C (mm)	D Drop (mm)	CH1 (mm)
1225975	H1221393-041400	Slip on nut	4	6,0	1/4"	14	M14X1.5	29,9	28,5	17,0
1201452	H1221393-041600	Slip on nut	4	6,0	1/4"	16	M16X1.5	28,3	33,0	19,0
1200661	H1221393-051600	Slip on nut	5	8,0	5/16"	16	M16X1.5	34,2	36,0	19,0
1201323	H1221393-051800	Slip on nut	5	8,0	5/16"	18	M18X1.5	34,0	32,0	22,0
1200701	H1221393-061800	Slip on nut	6	10,0	3/8"	18	M18X1.5	32,8	37,0	22,0
1201580	H1221393-062200	Slip on nut	6	10,0	3/8"	22	M22X1.5	32,3	36,0	27,0
1200730	H1221393-082200	Slip on nut	8	13,0	1/2"	22	M22X1.5	39,8	40,0	27,0
1216672	H1221393-102600	Slip on nut	10	16,0	5/8"	26	M26X1.5	51,0	46,0	32,0

// H1221013
Metric Female 60° Cone
DIN 3863



Item Code	Product Code	Nut Type	ID (Dash)	ID (mm)	ID (in)	F1 Dash	F1	C (mm)	CH1 (mm)
1200759	H1221013-123000	Slip on nut	12	19,0	3/4"	30	M30X1.5	21,6	36,0
1201572	H1221013-163800	Slip on nut	16	25,0	1"	38	M38X1.5	28,0	46,0

// H1221093
90° Metric Female 60° Cone
DIN 3863
Solid one piece



Item Code	Product Code	Nut Type	ID (Dash)	ID (mm)	ID (in)	F1 Dash	F1	C (mm)	D Drop (mm)	CH1 (mm)
1202056	H1221093-123000	Slip on nut	12	19,0	3/4"	30	M30X1.5	54,6	47,0	36,0
1201620	H1221093-163800	Slip on nut	16	25,0	1"	38	M38X1.5	72,6	60,0	46,0

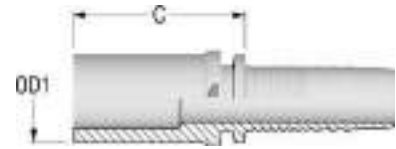
REV.2.1

// H1252010

Metric Straight Standpipe

DIN 2353

RSL/RSS



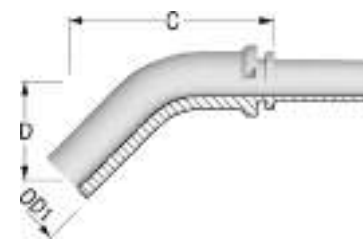
Item Code	Product Code	ID (Dash)	ID (mm)	ID (in)	OD1	C (mm)
1200855	H1252010-030600	3	5,0	3/16"	6	27,8
1200856	H1252010-030800	3	5,0	3/16"	8	29,8
1200859	H1252010-041000	4	6,0	1/4"	10	32,2
1200860	H1252010-041200	4	6,0	1/4"	12	31,2
1200865	H1252010-040600	4	6,0	1/4"	6	28,3
1200867	H1252010-040800	4	6,0	1/4"	8	30,2
1200871	H1252010-051000	5	8,0	5/16"	10	30,2
1200872	H1252010-051200	5	8,0	5/16"	12	32,7
1200878	H1252010-050800	5	8,0	5/16"	8	30,3
1200793	H1252010-061000	6	10,0	3/8"	10	30,3
1200794	H1252010-061200	6	10,0	3/8"	12	29,3
1200796	H1252010-061400	6	10,0	3/8"	14	35,8
1200797	H1252010-061500	6	10,0	3/8"	15	34,8
1216922	H1252010-081000	8	13,0	1/2"	10	32,5
1200809	H1252010-081200	8	13,0	1/2"	12	32,1
1200811	H1252010-081400	8	13,0	1/2"	14	36,1
1200812	H1252010-081500	8	13,0	1/2"	15	32,1
1200813	H1252010-081600	8	13,0	1/2"	16	37,1
1200815	H1252010-081800	8	13,0	1/2"	18	36,0
1200828	H1252010-101800	10	16,0	5/8"	18	34,2
1200829	H1252010-102000	10	16,0	5/8"	20	44,2
1200832	H1252010-102200	10	16,0	5/8"	22	37,2
1200838	H1252010-122000	12	19,0	3/4"	20	45,5
1200840	H1252010-122200	12	19,0	3/4"	22	36,5
1200841	H1252010-122500	12	19,0	3/4"	25	48,5
1201442	H1252010-162500	16	25,0	1"	25	51,4
1201440	H1252010-162800	16	25,0	1"	28	40,4
1201441	H1252010-163000	16	25,0	1"	30	54,4
1214227	H1252010-163800	16	25,0	1"	38	60,4
1214228	H1252010-203000	20	32,0	1 1/4"	30	56,0
1201443	H1252010-203500	20	32,0	1 1/4"	35	48,0
1201444	H1252010-203800	20	32,0	1 1/4"	38	62,0
1203082	H1252010-243800	24	38,0	1 1/2"	38	62,0
1201445	H1252010-244200	24	38,0	1 1/2"	42	52,0

// H1252040

45° Metric Standpipe

DIN 2353 - RSL45/RSS 45

Solid one piece



Item Code	Product Code	ID (Dash)	ID (mm)	ID (in)	OD1	C (mm)	D Drop (mm)
1200862	H1252040-041000	4	6,0	1/4"	10	48,0	24,0
1200863	H1252040-040600	4	6,0	1/4"	6	50,1	28,0
1200864	H1252040-040800	4	6,0	1/4"	8	43,2	23,0
1200876	H1252040-051000	5	8,0	5/16"	10	48,4	24,0
1200877	H1252040-051200	5	8,0	5/16"	12	55,4	28,0
1200800	H1252040-061000	6	10,0	3/8"	10	48,5	24,0
1200801	H1252040-061200	6	10,0	3/8"	12	55,5	28,0
1200802	H1252040-061400	6	10,0	3/8"	14	53,1	28,0
1200817	H1252040-081500	8	13,0	1/2"	15	62,6	28,5
1200818	H1252040-081600	8	13,0	1/2"	16	63,3	32,0
1200843	H1252040-122200	12	19,0	3/4"	22	74,3	37,0
1200844	H1252040-122500	12	19,0	3/4"	25	83,0	44,0
1214232	H1252040-163000	16	25,0	1"	30	137,0	46,1

// H1252090

90° Metric Standpipe

DIN 2353 - RSL 90/RSS90

Solid one piece



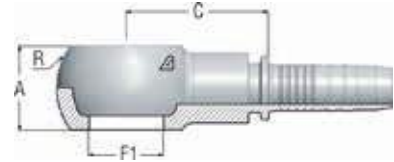
Item Code	Product Code	ID (Dash)	ID (mm)	ID (in)	OD1	C (mm)	D Drop (mm)
1200857	H1252090-030600	3	5,0	3/16"	6	24,5	36,0
1200868	H1252090-041000	4	6,0	1/4"	10	37,0	42,0
1202296	H1252090-041200	4	6,0	1/4"	12	38,0	50,0
1200869	H1252090-040600	4	6,0	1/4"	6	25,4	36,0
1200870	H1252090-040800	4	6,0	1/4"	8	25,9	44,0
1200879	H1252090-051000	5	8,0	5/16"	10	28,6	48,5
1200880	H1252090-051200	5	8,0	5/16"	12	39,4	55,0
1200803	H1252090-061000	6	10,0	3/8"	10	30,7	42,0
1200804	H1252090-061200	6	10,0	3/8"	12	35,0	50,0
1200805	H1252090-061400	6	10,0	3/8"	14	37,0	50,0
1218454	H1252090-081200	8	13,0	1/2"	12	41,1	52,0
1200822	H1252090-081500	8	13,0	1/2"	15	44,7	57,0
1200823	H1252090-081600	8	13,0	1/2"	16	43,7	64,0
1203079	H1252090-081800	8	13,0	1/2"	18	58,1	59,0
1200835	H1252090-101800	10	16,0	5/8"	18	52,2	58,0
1200836	H1252090-102000	10	16,0	5/8"	20	62,6	70,0
1210832	H1252090-102200	10	16,0	5/8"	22	49,4	64,0
1203081	H1252090-122000	12	19,0	3/4"	20	63,4	70,0
1200846	H1252090-122200	12	19,0	3/4"	22	53,1	67,5
1200847	H1252090-122500	12	19,0	3/4"	25	63,2	85,0
1214233	H1252090-162500	16	25,0	1"	25	73,1	98,5
1202886	H1252090-162800	16	25,0	1"	28	73,1	89,5
1214234	H1252090-163000	16	25,0	1"	30	73,1	102,5
1214235	H1252090-203500	20	32,0	1 1/4"	35	89,0	106,5

REV.2.1

// H1230910

Metric Banjo

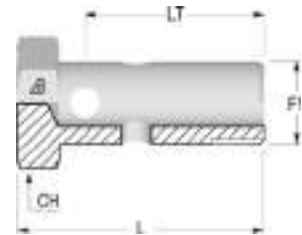
RNM



Item Code	Product Code	ID (Dash)	ID (mm)	ID (in)	F1	C (mm)	R (mm)	A (mm)
1202577	H1230910-031000	3	5,0	3/16"	M10X1.0	24,0	17	10
1200468	H1230910-041000	4	6,0	1/4"	M10X1.0	25,0	17	10
1200469	H1230910-041200	4	6,0	1/4"	M12X1.5	28,5	20	12
1200470	H1230910-041400	4	6,0	1/4"	M14X1.5	27,5	24	14
1200513	H1230910-051200	5	8,0	5/16"	M12X1.5	28,5	24	12
1200514	H1230910-051400	5	8,0	5/16"	M14X1.5	27,5	24	14
1200515	H1230910-051600	5	8,0	5/16"	M16X1.5	30,5	28	18
1200516	H1230910-051800	5	8,0	5/16"	M18X1.5	28,5	32	20
1200309	H1230910-061400	6	10,0	3/8"	M14X1.5	27,5	24	14
1200310	H1230910-061600	6	10,0	3/8"	M16X1.5	30,5	28	18
1200311	H1230910-061800	6	10,0	3/8"	M18X1.5	31,5	32	20
1200346	H1230910-081800	8	13,0	1/2"	M18X1.5	32,0	32	20
1200347	H1230910-082200	8	13,0	1/2"	M22X1.5	35,0	39	22
1200389	H1230910-102200	10	16,0	5/8"	M22X1.5	35,0	39	23,5
1200422	H1230910-122600	12	19,0	3/4"	M26X1.5	38,5	46	29
1203083	H1230910-163000	16	25,0	1"	M30X1.5	42,5	54	36

// H10V0810

Metric Bolt

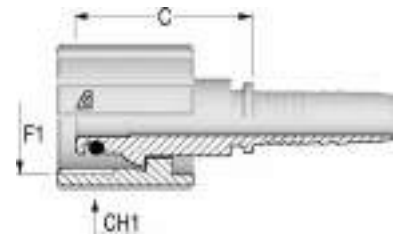


Item Code	Product Code	F1 Dash	F1	LT (mm)	L1 (mm)	CH (mm)
1210374	H10V0810-100000	10	M10X1.0	19	24,0	14,0
1210375	H10V0810-120000	12	M12X1.5	24	29,0	17,0
1210368	H10V0810-140000	14	M14X1.5	28	34,0	19,0
1210384	H10V0810-160000	16	M16X1.5	34	41,0	22,0
1210369	H10V0810-180000	18	M18X1.5	37	44,0	24,0
1210371	H10V0810-220000	22	M22X1.5	41	48,0	27,0
1210406	H10V0810-260000	26	M26X1.5	42	52,0	32,0
1210405	H10V0810-300000	30	M30X1.5	51	62,0	38,0

// PRESSURE WASHER

// H1224914

Universal Female for Pressure Washer



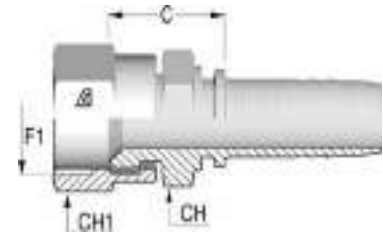
Item Code	Product Code	Nut Type	ID (Dash)	ID (mm)	ID (in)	F1 Dash	F1	C (mm)	CH1 (mm)
1203350	H1224914-042200	Slip on nut	4	6,0	1/4"	22	M22X1.5	36,8	35,0
1203351	H1224914-052200	Slip on nut	5	8,0	5/16"	22	M22X1.5	36,8	35,0
1203352	H1224914-062200	Slip on nut	6	10,0	3/8"	22	M22X1.5	36,8	35,0

REV.2.1

// SAE INSERTS

// H1226611

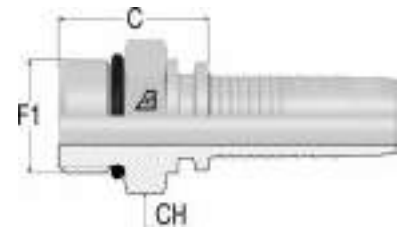
SAE Female Swivel 45° Seat



Item Code	Product Code	Nut Type	ID (Dash)	ID (mm)	ID (in)	F1 Dash	F1	C (mm)	CH (mm)	CH1 (mm)
1202661	H1226611-060600	Crimped	6	10,0	3/8"	6	5/8-18	23,3	19,0	22,0
1226098	H1226611-081000	Crimped	8	13,0	1/2"	10	7/8-14	26,6	22,0	27,0
1202371	H1226611-121200	Crimped	12	19,0	3/4"	12	1 1/16-14	28,6	27,0	32,0

// H1213010

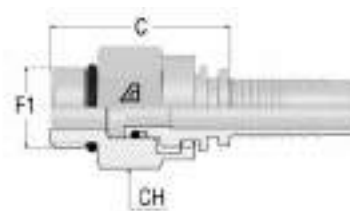
SAE Male Solid - O-Ring Boss



Item Code	Product Code	ID (Dash)	ID (mm)	ID (in)	F1 Dash	F1	C (mm)	CH (mm)
1203147	H1213010-040400	4	6,0	1/4"	4	7/16-20	20,3	14,0
1201833	H1213010-040500	4	6,0	1/4"	5	1/2-20	21,3	16,0
1202519	H1213010-040600	4	6,0	1/4"	6	9/16-18	22,3	17,0
1201834	H1213010-060600	6	10,0	3/8"	6	9/16-18	23,3	19,0
1200337	H1213010-060800	6	10,0	3/8"	8	3/4-16	24,3	22,0
1200338	H1213010-061000	6	10,0	3/8"	10	7/8-14	26,8	27,0
1200382	H1213010-080800	8	13,0	1/2"	8	3/4-16	25,1	22,0
1200383	H1213010-081000	8	13,0	1/2"	10	7/8-14	27,6	27,0
1200381	H1213010-081200	8	13,0	1/2"	12	1 1/16-12	32,1	32,0
1221652	H1213010-101000	10	16,0	5/8"	10	7/8-14	27,6	24,0
1203146	H1213010-121000	12	19,0	3/4"	10	7/8-14	28,1	27,0
1200445	H1213010-121200	12	19,0	3/4"	12	1 1/16-12	32,6	32,0
1201836	H1213010-161600	16	25,0	1"	16	1 5/16-12	35,4	38,0
1225859	H1213010-202000	20	32,0	1 1/4"	20	1 5/8-12	39,0	46,0

// H1213011

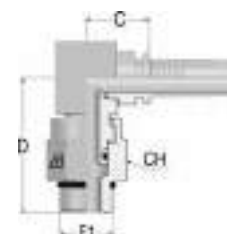
SAE Male Swivel - O-Ring Boss



Item Code	Product Code	Nut Type	ID (Dash)	ID (mm)	ID (in)	F1 Dash	F1	C (mm)	CH (mm)
1225927	H1213011-060600	Crimped	6	10,0	3/8"	6	9/16-18	40,5	22,0
1225928	H1213011-060800	Crimped	6	10,0	3/8"	8	3/4-16	22,0	22,0
1225929	H1213011-080800	Crimped	8	13,0	1/2"	8	3/4-16	23,0	25,0
1225930	H1213011-081000	Crimped	8	13,0	1/2"	10	7/8-14	23,0	25,0
1230553	H1213011-121200	Crimped	12	19,0	3/4"	12	1 1/16-12	49,6	32,0

// H1213081

90° Compact SAE Male Swivel - O-Ring Boss



Item Code	Product Code	Nut Type	ID (Dash)	ID (mm)	ID (in)	F1 Dash	F1	C (mm)	D Drop (mm)	CH (mm)
1226490	H1213081-040500	Crimped	4	6,0	1/4"	5	1/2-20	17,0	34,0	17,0
1225933	H1213081-060800	Crimped	6	10,0	3/8"	8	3/4-16	22,0	44,0	25,0
1225934	H1213081-080800	Crimped	8	13,0	1/2"	8	3/4-16	21,6	49,7	25,0
1225935	H1213081-081000	Crimped	8	13,0	1/2"	10	7/8-14	23,0	49,0	25,0
1226492	H1213081-121200	Crimped	12	19,0	3/4"	12	1 1/16-12	27,0	61,0	32,0
1240593	H1213081-161600	Crimped	16	25,0	1"	16	1 5/16-12	34,4	67,5	41,0

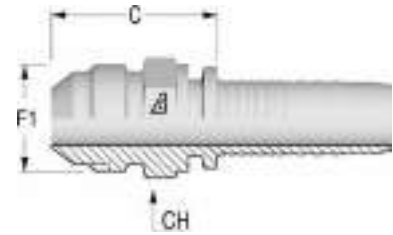
REV.2.1

// JIC 37° INSERTS

// H1212510

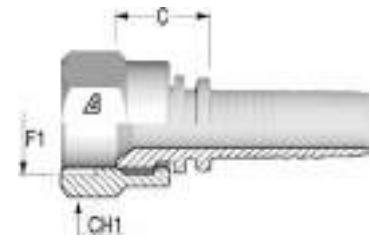
JIC Male 37° Cone

AGJ



Item Code	Product Code	ID (Dash)	ID (mm)	ID (in)	F1 Dash	F1	C (mm)	CH (mm)
1200457	H1212510-030400	3	5,0	3/16"	4	7/16-20	23,8	12,0
1200500	H1212510-040400	4	6,0	1/4"	4	7/16-20	25,3	12,0
1200499	H1212510-040500	4	6,0	1/4"	5	1/2-20	25,3	14,0
1200501	H1212510-040600	4	6,0	1/4"	6	9/16-18	26,3	17,0
1200534	H1212510-050500	5	8,0	5/16"	5	1/2-20	25,3	14,0
1200535	H1212510-050600	5	8,0	5/16"	6	9/16-18	26,3	17,0
1201087	H1212510-050800	5	8,0	5/16"	8	3/4-16	29,8	19,0
1200332	H1212510-060600	6	10,0	3/8"	6	9/16-18	26,3	17,0
1200330	H1212510-060800	6	10,0	3/8"	8	3/4-16	29,8	19,0
1200331	H1212510-061000	6	10,0	3/8"	10	7/8-14	33,8	24,0
1200375	H1212510-080800	8	13,0	1/2"	8	3/4-16	30,6	19,0
1200376	H1212510-081000	8	13,0	1/2"	10	7/8-14	34,6	24,0
1200374	H1212510-081200	8	13,0	1/2"	12	1 1/16-12	37,1	27,0
1200413	H1212510-101000	10	16,0	5/8"	10	7/8-14	34,6	24,0
1200411	H1212510-101200	10	16,0	5/8"	12	1 1/16-12	37,1	27,0
1200441	H1212510-121200	12	19,0	3/4"	12	1 1/16-12	37,6	27,0
1200442	H1212510-121400	12	19,0	3/4"	14	1 3/16-12	40,1	32,0
1200443	H1212510-121600	12	19,0	3/4"	16	1 5/16-12	42,6	36,0
1222989	H1212510-161200	16	25,0	1"	12	1 1/16-12	40,4	32,0
1201379	H1212510-161600	16	25,0	1"	16	1 5/16-12	43,4	36,0
1201380	H1212510-162000	16	25,0	1"	20	1 5/8-12	46,9	46,0
1201381	H1212510-202000	20	32,0	1 1/4"	20	1 5/8-12	48,5	46,0
1201785	H1212510-202400	20	32,0	1 1/4"	24	1 7/8-12	52,5	50,0
1201382	H1212510-242400	24	38,0	1 1/2"	24	1 7/8-12	52,5	50,0
1201383	H1212510-323200	32	51,0	2"	32	2 1/2-12	62,0	65,0

// H1222511
JIC Female 37° Seat
DKJ

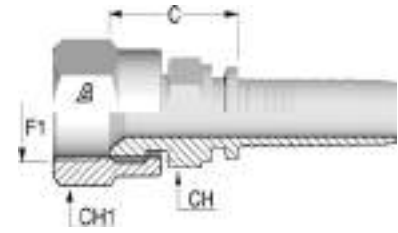


Item Code	Product Code	Nut Type	ID (Dash)	ID (mm)	ID (in)	F1 Dash	F1	C (mm)	CH1 (mm)
1200600	H1222511-030400	Crimped	3	5,0	3/16"	4	7/16-20	14,3	16,0
1200625	H1222511-040400	Crimped	4	6,0	1/4"	4	7/16-20	14,6	16,0
1200623	H1222511-040500	Crimped	4	6,0	1/4"	5	1/2-20	15,3	17,0
1200626	H1222511-040600	Crimped	4	6,0	1/4"	6	9/16-18	15,3	19,0
1200655	H1222511-050500	Crimped	5	8,0	5/16"	5	1/2-20	15,3	17,0
1200656	H1222511-050600	Crimped	5	8,0	5/16"	6	9/16-18	15,3	19,0
1200691	H1222511-060600	Crimped	6	10,0	3/8"	6	9/16-18	15,3	19,0
1200687	H1222511-060800	Crimped	6	10,0	3/8"	8	3/4-16	17,8	25,0
1200690	H1222511-061000	Crimped	6	10,0	3/8"	10	7/8-14	20,3	27,0
1200723	H1222511-080800	Crimped	8	13,0	1/2"	8	3/4-16	18,6	25,0
1200725	H1222511-081000	Crimped	8	13,0	1/2"	10	7/8-14	19,6	27,0
1200722	H1222511-081200	Crimped	8	13,0	1/2"	12	1 1/16-12	22,1	32,0
1200751	H1222511-101000	Crimped	10	16,0	5/8"	10	7/8-14	19,6	27,0
1200749	H1222511-101200	Crimped	10	16,0	5/8"	12	1 1/16-12	20,1	32,0
1201841	H1222511-121000	Crimped	12	19,0	3/4"	10	7/8-14	20,1	27,0
1200774	H1222511-121200	Crimped	12	19,0	3/4"	12	1 1/16-12	20,6	32,0
1200775	H1222511-121400	Crimped	12	19,0	3/4"	14	1 3/16-12	19,9	36,0
1200776	H1222511-121600	Crimped	12	19,0	3/4"	16	1 5/16-12	22,1	38,0
1201399	H1222511-161200	Crimped	16	25,0	1"	12	1 1/16-12	22,4	32,0
1201400	H1222511-161600	Crimped	16	25,0	1"	16	1 5/16-12	23,9	38,0
1201401	H1222512-162000	Thrust wire nut	16	25,0	1"	20	1 5/8-12	26,5	50,0
1202820	H1222511-201600	Crimped	20	32,0	1 1/4"	16	1 5/16-12	26,5	38,0
1201402	H1222512-202000	Thrust wire nut	20	32,0	1 1/4"	20	1 5/8-12	28,1	50,0
1201403	H1222512-202400	Thrust wire nut	20	32,0	1 1/4"	24	1 7/8-12	30,4	55,0
1201097	H1222512-242400	Thrust wire nut	24	38,0	1 1/2"	24	1 7/8-12	29,4	55,0
1201404	H1222512-323200	Thrust wire nut	32	51,0	2"	32	2 1/2-12	32,0	70,0

Image: insert with Crimped Nut.

REV.2.1

// H1226511

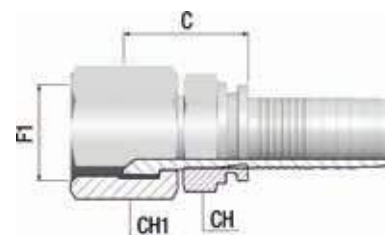
JIC Female 37° Seat with Stem Hexagon
DKJ

Item Code	Product Code	Nut Type	ID (Dash)	ID (mm)	ID (in)	F1 Dash	F1	C (mm)	CH (mm)	CH1 (mm)
1200599	H1226511-030400	Crimped	3	5,0	3/16"	4	7/16-20	18,1	12,0	16,0
1200621	H1226511-040400	Crimped	4	6,0	1/4"	4	7/16-20	18,3	14,0	16,0
1202406	H1226511-040500	Crimped	4	6,0	1/4"	5	1/2-20	20,3	14,0	17,0
1200622	H1226511-040600	Crimped	4	6,0	1/4"	6	9/16-18	20,3	14,0	19,0
1201497	H1226511-050500	Crimped	5	8,0	5/16"	5	1/2-20	20,3	14,0	17,0
1201264	H1226511-050600	Crimped	5	8,0	5/16"	6	9/16-18	20,3	14,0	19,0
1203246	H1226511-060400	Crimped	6	10,0	3/8"	4	7/16-20	20,6	17,0	16,0
1223146	H1226511-060500	Crimped	6	10,0	3/8"	5	1/2-20	21,3	16,0	17,0
1200686	H1226511-060600	Crimped	6	10,0	3/8"	6	9/16-18	21,3	17,0	19,0
1200685	H1226511-060800	Crimped	6	10,0	3/8"	8	3/4-16	24,8	19,0	25,0
1201340	H1226511-061000	Crimped	6	10,0	3/8"	10	7/8-14	25,8	22,0	27,0
1203090	H1226511-080600	Crimped	8	13,0	1/2"	6	9/16-18	23,1	19,0	19,0
1200720	H1226511-080800	Crimped	8	13,0	1/2"	8	3/4-16	25,6	19,0	25,0
1200721	H1226511-081000	Crimped	8	13,0	1/2"	10	7/8-14	26,6	22,0	27,0
1210833	H1226511-081200	Crimped	8	13,0	1/2"	12	1 1/16-12	28,1	25,0	32,0
1203329	H1226511-100800	Crimped	10	16,0	5/8"	8	3/4-16	26,6	24,0	25,0
1201728	H1226511-101000	Crimped	10	16,0	5/8"	10	7/8-14	27,6	24,0	27,0
1201464	H1226511-101200	Crimped	10	16,0	5/8"	12	1 1/16-12	28,1	25,0	32,0
1202895	H1226511-121000	Crimped	12	19,0	3/4"	10	7/8-14	28,1	27,0	27,0
1201333	H1226511-121200	Crimped	12	19,0	3/4"	12	1 1/16-12	28,6	27,0	32,0
1214219	H1226511-121400	Crimped	12	19,0	3/4"	14	1 3/16-12	29,9	32,0	36,0
1203089	H1226511-121600	Crimped	12	19,0	3/4"	16	1 5/16-12	32,1	32,0	38,0
1203243	H1226511-141600	Crimped	14	22,0	7/8"	16	1 5/16-12	32,1	32,0	38,0
1203088	H1226511-161200	Crimped	16	25,0	1"	12	1 1/16-12	31,4	32,0	32,0
1202408	H1226511-161600	Crimped	16	25,0	1"	16	1 5/16-12	32,9	32,0	38,0
1214220	H1226512-162000	Thrust wire nut	16	25,0	1"	20	1 5/8-12	37,5	41,0	50,0
1216812	H1226511-201600	Crimped	20	32,0	1 1/4"	16	1 5/16-12	37,5	41,0	38,0
1202483	H1226512-202000	Thrust wire nut	20	32,0	1 1/4"	20	1 5/8-12	39,1	41,0	50,0
1226093	H1226512-202400	Thrust wire nut	20	32,0	1 1/4"	24	1 7/8-12	43,4	50,0	55,0
1216815	H1226512-242400	Thrust wire nut	24	38,0	1 1/2"	24	1 7/8-12	43,4	50,0	55,0
1216816	H1226512-323200	Thrust wire nut	32	51,0	2"	32	2 1/2-12	49,0	65,0	70,0

Image: insert with Crimped Nut.

// H1226514 NEW

**JIC Female 37° Seat with double Hexagon
DKJ and solid nut**

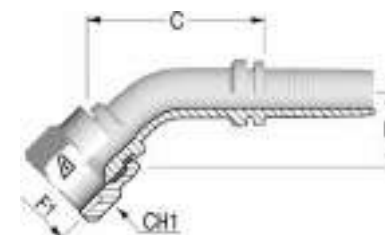


Item Code	Product Code	Nut Type	ID (Dash)	ID (mm)	ID (in)	F1 Dash	F1	C (mm)	CH (mm)	CH1 (mm)
1244537	H1226514-040400	Slip on nut	4	6,0	1/4"	4	7/16-20	19,0	14,0	14,0
1245538	H1226514-040500	Slip on nut	4	6,0	1/4"	5	1/2-20	18,9	14,0	17,0
1248014	H122651K-040600	Slip on nut	4	6,0	1/4"	6	9/16-18	22,0	14,0	19,0
1235613	H1226514-050500	Slip on nut	5	8,0	5/16"	5	1/2-20	20,6	14,0	17,0
1245542	H1226514-050600	Slip on nut	5	8,0	5/16"	6	9/16-18	22,1	14,0	19,0
1235614	H1226514-060600	Slip on nut	6	10,0	3/8"	6	9/16-18	22,1	17,0	19,0
1248122	H122651K-060800	Slip on nut	6	10,0	3/8"	8	3/4-16	24,0	17,0	22,0
1238237	H1226514-080800	Slip on nut	8	13,0	1/2"	8	3/4-16	25,7	19,0	22,0
1248016	H122651K-081000	Slip on nut	8	13,0	1/2"	10	7/8-14	29,0	19,0	27,0
1235615	H1226514-101000	Slip on nut	10	16,0	5/8"	10	7/8-14	29,2	24,0	27,0
1248017	H122651K-101200	Slip on nut	10	16,0	5/8"	12	1 1/16-12	28,6	24,0	32,0
1235616	H1226514-121200	Slip on nut	12	19,0	3/4"	12	1 1/16-12	29,7	27,0	32,0
1248018	H122651K-121600	Slip on nut	12	19,0	3/4"	16	1 5/16-12	36,1	32,0	41,0
1235617	H1226514-161600	Slip on nut	16	25,0	1"	16	1 5/16-12	33,9	32,0	41,0

Product Codes roots ending with K: insert with double hexagon knurled (ex. H122651K).

// H1222541-M

**45° JIC Female 37° Seat
Medium Drop
DKJ 45M
Solid one piece**



Item Code	Product Code	Nut Type	ID (Dash)	ID (mm)	ID (in)	F1 Dash	F1	C (mm)	D Drop (mm)	CH1 (mm)
1202821	H1222541-03040M	Crimped	3	5,0	3/16"	4	7/16-20	37,1	10,0	16,0
1202822	H1222541-04040M	Crimped	4	6,0	1/4"	4	7/16-20	36,6	10,0	16,0
1202823	H1222541-04050M	Crimped	4	6,0	1/4"	5	1/2-20	37,2	12,0	17,0
1202824	H1222541-04060M	Crimped	4	6,0	1/4"	6	9/16-18	39,4	11,0	19,0
1202825	H1222541-05050M	Crimped	5	8,0	5/16"	5	1/2-20	39,8	12,0	17,0
1202826	H1222541-05060M	Crimped	5	8,0	5/16"	6	9/16-18	42,8	12,0	19,0
1202827	H1222541-06060M	Crimped	6	10,0	3/8"	6	9/16-18	46,3	11,0	19,0
1202791	H1222541-06080M	Crimped	6	10,0	3/8"	8	3/4-16	47,2	15,0	25,0
1202828	H1222541-08080M	Crimped	8	13,0	1/2"	8	3/4-16	51,6	15,0	25,0
1202829	H1222541-08100M	Crimped	8	13,0	1/2"	10	7/8-14	50,7	16,0	27,0
1202830	H1222541-08120M	Crimped	8	13,0	1/2"	12	1 1/16-12	57,0	21,0	32,0
1202832	H1222541-10100M	Crimped	10	16,0	5/8"	10	7/8-14	62,2	19,0	27,0
1202831	H1222541-10120M	Crimped	10	16,0	5/8"	12	1 1/16-12	68,6	21,0	32,0
1202833	H1222541-12120M	Crimped	12	19,0	3/4"	12	1 1/16-12	67,5	21,0	32,0
1200778	H1222541-121400	Crimped	12	19,0	3/4"	14	1 3/16-12	67,6	23,0	36,0
1202834	H1222541-12160M	Crimped	12	19,0	3/4"	16	1 5/16-12	71,4	26,0	38,0
1202835	H1222541-16160M	Crimped	16	25,0	1"	16	1 5/16-12	79,4	24,0	38,0
1202836	H1222542-16200M	Thrust wire nut	16	25,0	1"	20	1 5/8-12	83,8	37,0	50,0
1202837	H1222542-20200M	Thrust wire nut	20	32,0	1 1/4"	20	1 5/8-12	97,1	37,0	50,0
1202839	H1222542-24240M	Thrust wire nut	24	38,0	1 1/2"	24	1 7/8-12	112,7	43,0	55,0
1202840	H1222542-32320M	Thrust wire nut	32	51,0	2"	32	2 1/2-12	159,9	67,0	70,0

Image: insert with Crimped Nut.

REV.2.1

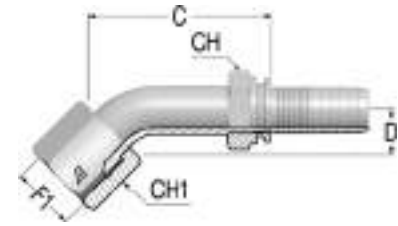
// H1226544-M **NEW**

45° JIC Female 37° Seat

Medium Drop

DKJ 45M

Solid nut and double Hexagon crimped



Item Code	Product Code	Nut Type	ID (Dash)	ID (mm)	ID (in)	F1 Dash	F1	C (mm)	D Drop (mm)	CH (mm)	CH1 (mm)
1241580	H1226544-04040M	Slip on nut	4	6,0	1/4"	4	7/16-20	37,0	10,0	14,0	14,0
1243629	H1226544-04060M	Slip on nut	4	6,0	1/4"	6	9/16-18	39,4	11,0	14,0	19,0
1241581	H1226544-05050M	Slip on nut	5	8,0	5/16"	5	1/2-20	40,0	11,0	14,0	17,0
1241582	H1226544-06060M	Slip on nut	6	10,0	3/8"	6	9/16-18	46,0	11,0	17,0	19,0
1244831	H1226544-06080M	Slip on nut	6	10,0	3/8"	8	3/4-16	47,0	22,0	17,0	22,0
1241583	H1226544-08080M	Slip on nut	8	13,0	1/2"	8	3/4-16	52,0	15,0	19,0	22,0
1245511	H1226544-08100M	Slip on nut	8	13,0	1/2"	10	7/8-14	51,0	16,0	19,0	27,0
1241585	H1226544-10100M	Slip on nut	10	16,0	5/8"	10	7/8-14	63,4	16,0	24,0	27,0
1244829	H1226544-10120M	Slip on nut	10	16,0	5/8"	12	1 1/16-12	69,0	21,0	24,0	32,0
1241586	H1226544-12120M	Slip on nut	12	19,0	3/4"	12	1 1/16-12	67,0	21,0	27,0	32,0
1246147	H1226544-12160M	Slip on nut	12	19,0	3/4"	16	1 5/16-12	71,0	24,0	27,0	41,0
1241587	H1226544-16160M	Slip on nut	16	25,0	1"	16	1 5/16-12	80,0	24,0	32,0	41,0

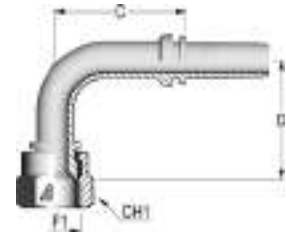
// H1222591-S

90° JIC Female 37° Seat

Short Drop

DKJ 90S

Solid one piece



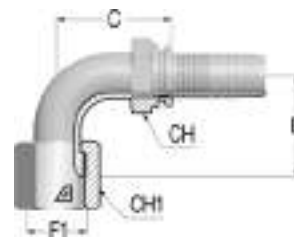
Item Code	Product Code	Nut Type	ID (Dash)	ID (mm)	ID (in)	F1 Dash	F1	C (mm)	D Drop (mm)	CH1 (mm)
1202841	H1222591-03040S	Crimped	3	5,0	3/16"	4	7/16-20	26,7	21,0	16,0
1202772	H1222591-04040S	Crimped	4	6,0	1/4"	4	7/16-20	27,0	21,0	16,0
1203118	H1222591-04050S	Crimped	4	6,0	1/4"	5	1/2-20	26,5	23,5	17,0
1202788	H1222591-04060S	Crimped	4	6,0	1/4"	6	9/16-18	31,0	23,0	19,0
1203116	H1222591-05060S	Crimped	5	8,0	5/16"	6	9/16-18	42,7	23,0	19,0
1216771	H1222591-06050S	Crimped	6	10,0	3/8"	5	1/2-20	33,3	25,0	17,0
1203032	H1222591-06060S	Crimped	6	10,0	3/8"	6	9/16-18	42,3	25,0	19,0
1203033	H1222591-06080S	Crimped	6	10,0	3/8"	8	3/4-16	48,8	29,0	25,0
1203034	H1222591-08080S	Crimped	8	13,0	1/2"	8	3/4-16	46,4	29,0	25,0
1202815	H1222591-08100S	Crimped	8	13,0	1/2"	10	7/8-14	45,8	32,0	27,0
1202744	H1222591-08120S	Crimped	8	13,0	1/2"	12	1 1/16-12	37,3	46,0	32,0
1203035	H1222591-1010BS	Crimped	10	16,0	5/8"	10	7/8-14	36,5	32,0	27,0
1202745	H1222591-10120S	Crimped	10	16,0	5/8"	12	1 1/16-12	47,9	48,0	32,0
1202845	H1222591-12120S	Crimped	12	19,0	3/4"	12	1 1/16-12	58,2	46,0	32,0
1200780	H1222591-12140S	Crimped	12	19,0	3/4"	14	1 3/16-12	49,6	52,5	36,0
1202846	H1222591-12160S	Crimped	12	19,0	3/4"	16	1 5/16-12	53,6	53,0	38,0
1203036	H1222591-16160S	Crimped	16	25,0	1"	16	1 5/16-12	74,0	56,0	38,0

// H1226594-S NEW

90° JIC Female 37° Seat

Short Drop

Solid Nut and double Hexagon crimped



Item Code	Product Code	Nut Type	ID (Dash)	ID (mm)	ID (in)	F1 Dash	F1	C (mm)	D Drop (mm)	CH (mm)	CH1 (mm)
1243637	H1226594-04040S	Slip on nut	4	6,0	1/4"	4	7/16-20	27,0	21,0	14,0	14,0
1245516	H1226594-04050S	Slip on nut	4	6,0	1/4"	5	1/2-20	26,5	21,0	14,0	17,0
1243632	H1226594-04060S	Slip on nut	4	6,0	1/4"	6	9/16-18	30,7	23,0	14,0	19,0
1245523	H1226594-05060S	Slip on nut	5	8,0	5/16"	6	9/16-18	41,0	23,0	14,0	19,0
1243634	H1226594-06060S	Slip on nut	6	10,0	3/8"	6	9/16-18	40,3	24,5	17,0	19,0
1243641	H1226594-06080S	Slip on nut	6	10,0	3/8"	8	3/4-16	48,8	29,0	17,0	22,0
1243644	H1226594-08080S	Slip on nut	8	13,0	1/2"	8	3/4-16	46,0	29,0	19,0	22,0
1245562	H1226594-08100S	Slip on nut	8	13,0	1/2"	10	7/8-14	46,0	32,0	19,0	27,0
1244849	H1226594-10120S	Slip on nut	10	16,0	5/8"	12	1 1/16-12	48,0	48,0	24,0	32,0
1243635	H1226594-12120S	Slip on nut	12	19,0	3/4"	12	1 1/16-12	62,4	48,0	27,0	32,0
1246115	H1222593-12160S	Slip on nut	12	19,0	3/4"	16	1 5/16-12	53,6	53,0		41,0
1245568	H1226594-16160S	Slip on nut	16	25,0	1"	16	1 5/16-12	74,0	56,0	32,0	41,0

Product Codes roots ending with 3: insert with turned ring (ex. H1222593).

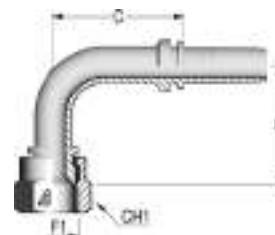
// H1222591-M

90° JIC Female 37° Seat

Medium Drop

DKJ 90M

Solid one piece



Item Code	Product Code	Nut Type	ID (Dash)	ID (mm)	ID (in)	F1 Dash	F1	C (mm)	D Drop (mm)	CH1 (mm)
1202792	H1222591-03040M	Crimped	3	5,0	3/16"	4	7/16-20	33,5	32,0	16,0
1202739	H1222591-04040M	Crimped	4	6,0	1/4"	4	7/16-20	34,2	32,0	16,0
1202740	H1222591-04050M	Crimped	4	6,0	1/4"	5	1/2-20	25,7	30,0	17,0
1202793	H1222591-04060M	Crimped	4	6,0	1/4"	6	9/16-18	28,5	38,0	19,0
1202794	H1222591-05050M	Crimped	5	8,0	5/16"	5	1/2-20	34,2	32,0	17,0
1202731	H1222591-05060M	Crimped	5	8,0	5/16"	6	9/16-18	33,2	35,0	19,0
1202742	H1222591-06060M	Crimped	6	10,0	3/8"	6	9/16-18	31,3	35,0	19,0
1202732	H1222591-06080M	Crimped	6	10,0	3/8"	8	3/4-16	39,5	41,0	25,0
1200693	H1222591-06100M	Crimped	6	10,0	3/8"	10	7/8-14	44,6	47,0	27,0
1202743	H1222591-08080M	Crimped	8	13,0	1/2"	8	3/4-16	37,2	40,0	25,0
1202741	H1222591-08100M	Crimped	8	13,0	1/2"	10	7/8-14	43,3	47,0	27,0
1202844	H1222591-10100M	Crimped	10	16,0	5/8"	10	7/8-14	49,4	48,0	27,0
1216778	H1222591-10120M	Crimped	10	16,0	5/8"	12	1 1/16-12	47,9	58,0	32,0
1202746	H1222591-12120M	Crimped	12	19,0	3/4"	12	1 1/16-12	52,4	54,0	32,0
1216780	H1222591-12160M	Crimped	12	19,0	3/4"	16	1 5/16-12	52,6	72,0	38,0
1202847	H1222591-16160M	Crimped	16	25,0	1"	16	1 5/16-12	72,6	71,5	38,0
1202848	H1222592-16200M	Thrust wire nut	16	25,0	1"	20	1 5/8-12	72,6	78,0	50,0
1202849	H1222592-20200M	Thrust wire nut	20	32,0	1 1/4"	20	1 5/8-12	82,4	78,0	50,0
1202850	H1222592-20240M	Thrust wire nut	20	32,0	1 1/4"	24	1 7/8-12	87,3	82,0	55,0
1202851	H1222592-24240M	Thrust wire nut	24	38,0	1 1/2"	24	1 7/8-12	95,3	92,0	55,0
1202852	H1222592-32320M	Thrust wire nut	32	51,0	2"	32	2 1/2-12	129,5	140,0	70,0

Image: insert with Crimped Nut.

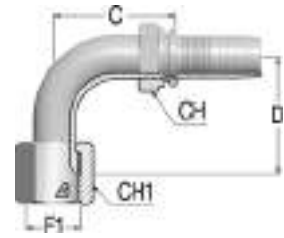
REV.2.1

// H1226594-M **NEW**

90° JIC Female 37° Seat

Medium Drop

Solid Nut and double Hexagon crimped



Item Code	Product Code	Nut Type	ID (Dash)	ID (mm)	ID (in)	F1 Dash	F1	C (mm)	D Drop (mm)	CH (mm)	CH1 (mm)
1241588	H1226594-04040M	Slip on nut	4	6,0	1/4"	4	7/16-20	34,0	32,0	14,0	14,0
1245515	H1226594-04050M	Slip on nut	4	6,0	1/4"	5	1/2-20	26,0	32,0	14,0	17,0
1235584	H1222593-04060M	Slip on nut	4	6,0	1/4"	6	9/16-18	31,0	38,0		19,0
1241589	H1226594-05050M	Slip on nut	5	8,0	5/16"	5	1/2-20	34,0	32,0	14,0	17,0
1245522	H1226594-05060M	Slip on nut	5	8,0	5/16"	6	9/16-18	33,0	35,0	14,0	19,0
1241590	H1226594-06060M	Slip on nut	6	10,0	3/8"	6	9/16-18	31,3	38,0	17,0	19,0
1245576	H1222593-06080M	Slip on nut	6	10,0	3/8"	8	3/4-16	41,0	39,5		22,0
1241591	H1226594-08080M	Slip on nut	8	13,0	1/2"	8	3/4-16	37,2	41,0	19,0	22,0
1245560	H1226594-08100M	Slip on nut	8	13,0	1/2"	10	7/8-14	43,3	47,0	19,0	27,0
1241592	H1226594-10100M	Slip on nut	10	16,0	5/8"	10	7/8-14	49,4	47,0	24,0	27,0
1245565	H1226594-10120M	Slip on nut	10	16,0	5/8"	12	1 1/16-12	48,0	58,0	24,0	32,0
1241593	H1226594-12120M	Slip on nut	12	19,0	3/4"	12	1 1/16-12	52,0	58,0	27,0	32,0
1246116	H1222593-12160M	Slip on nut	12	19,0	3/4"	16	1 5/16-12	52,6	71,0		41,0
1241594	H1226594-16160M	Slip on nut	16	25,0	1"	16	1 5/16-12	73,0	71,0	32,0	41,0

Product Codes roots ending with 3: insert with turned ring (ex. H1222593).

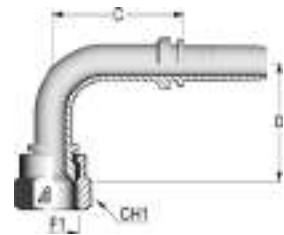
// H1222591-L

90° JIC Female 37° Seat

Long Drop

DKJ 90L

Solid one piece



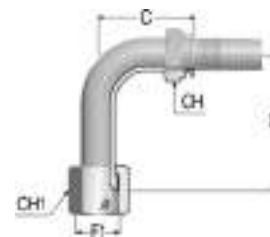
Item Code	Product Code	Nut Type	ID (Dash)	ID (mm)	ID (in)	F1 Dash	F1	C (mm)	D Drop (mm)	CH1 (mm)
1203131	H1222591-04040L	Crimped	4	6,0	1/4"	4	7/16-20	30,8	46,0	16,0
1214215	H1222591-04050L	Crimped	4	6,0	1/4"	5	1/2-20	31,3	45,0	17,0
1203115	H1222591-06060L	Crimped	6	10,0	3/8"	6	9/16-18	43,3	54,0	19,0
1202842	H1222591-06080L	Crimped	6	10,0	3/8"	8	3/4-16	46,8	64,0	25,0
1214216	H1222591-08080L	Crimped	8	13,0	1/2"	8	3/4-16	49,9	64,0	25,0
1202843	H1222591-08100L	Crimped	8	13,0	1/2"	10	7/8-14	37,3	65,0	27,0
1203114	H1222591-10100L	Crimped	10	16,0	5/8"	10	7/8-14	49,9	65,0	27,0
1203112	H1222591-12120L	Crimped	12	19,0	3/4"	12	1 1/16-12	54,1	95,0	32,0
1203111	H1222591-16160L	Crimped	16	25,0	1"	16	1 5/16-12	78,6	114,0	38,0

// H1226594-L NEW

90° JIC Female 37° Seat

Long Drop

Solid Nut and double Hexagon crimped

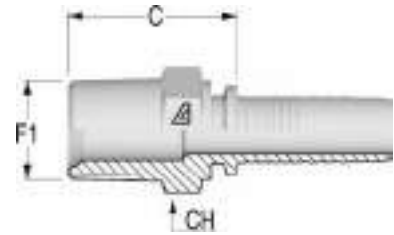


Item Code	Product Code	Nut Type	ID (Dash)	ID (mm)	ID (in)	F1 Dash	F1	C (mm)	D Drop (mm)	CH (mm)	CH1 (mm)
1244851	H1226594-04040L	Slip on nut	4	6,0	1/4"	4	7/16-20	31,0	46,0	14,0	14,0
1245514	H1226594-04050L	Slip on nut	4	6,0	1/4"	5	1/2-20	31,0	46,0	14,0	17,0
1244845	H1226594-06060L	Slip on nut	6	10,0	3/8"	6	9/16-18	43,3	54,0	17,0	17,0
1245766	H1222593-06080L	Slip on nut	6	10,0	3/8"	8	3/4-16	47,0	64,0		22,0
1245557	H1226594-08080L	Slip on nut	8	13,0	1/2"	8	3/4-16	49,9	64,0	19,0	22,0
1244846	H1226594-08100L	Slip on nut	8	13,0	1/2"	10	7/8-14	37,2	65,0	19,0	27,0
1244847	H1226594-10100L	Slip on nut	10	16,0	5/8"	10	7/8-14	50,0	70,0	24,0	27,0
1244850	H1226594-12120L	Slip on nut	12	19,0	3/4"	12	1 1/16-12	54,0	96,0	27,0	32,0
1245567	H1226594-16160L	Slip on nut	16	25,0	1"	16	1 5/16-12	79,0	114,0	32,0	41,0

Product Codes roots ending with 3: insert with turned ring (ex. H1222593).

// NPTF INSERTS

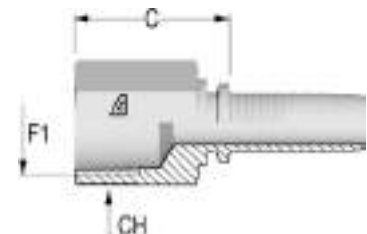
// H1212810

NPTF Male 60° Seat
AGN

Item Code	Product Code	ID (Dash)	ID (mm)	ID (in)	F1 Dash	F1	C (mm)	CH (mm)
1200448	H1212810-030200	3	5,0	3/16"	2	1/8-27	20,8	12,0
1200466	H1212810-040200	4	6,0	1/4"	2	1/8-27	21,3	14,0
1228235	H121281P-040400	4	6,0	1/4"	4	1/4-18	26,8	14,3
1200467	H1212810-040600	4	6,0	1/4"	6	3/8-18	27,8	19,0
1203150	H1212810-040800	4	6,0	1/4"	8	1/2-14	31,3	22,0
1200511	H1212810-050400	5	8,0	5/16"	4	1/4-18	26,8	17,0
1200512	H1212810-050600	5	8,0	5/16"	6	3/8-18	27,8	19,0
1200307	H1212810-060400	6	10,0	3/8"	4	1/4-18	26,8	17,0
1200308	H1212810-060600	6	10,0	3/8"	6	3/8-18	27,8	19,0
1200306	H1212810-060800	6	10,0	3/8"	8	1/2-14	31,3	22,0
1200345	H1212810-080600	8	13,0	1/2"	6	3/8-18	28,6	19,0
1200343	H1212810-080800	8	13,0	1/2"	8	1/2-14	32,1	22,0
1200344	H1212810-081200	8	13,0	1/2"	12	3/4-14	34,1	27,0
1200387	H1212810-100800	10	16,0	5/8"	8	1/2-14	33,1	24,0
1200388	H1212810-101200	10	16,0	5/8"	12	3/4-14	34,1	27,0
1203149	H1212810-120800	12	19,0	3/4"	8	1/2-14	33,6	27,0
1200421	H1212810-121200	12	19,0	3/4"	12	3/4-14	34,6	27,0
1200420	H1212810-121600	12	19,0	3/4"	16	1-11 1/2	43,6	36,0
1216610	H1212810-141600	14	22,0	7/8"	16	1-11 1/2	43,6	36,0
1202282	H1212810-161200	16	25,0	1"	12	3/4-14	39,4	36,0
1201366	H1212810-161600	16	25,0	1"	16	1-11 1/2	44,4	36,0
1201367	H1212810-162000	16	25,0	1"	20	1 1/4-11 1/2	47,4	46,0
1201368	H1212810-202000	20	32,0	1 1/4"	20	1 1/4-11 1/2	49,0	46,0
1201369	H1212810-242400	24	38,0	1 1/2"	24	1 1/2-11 1/2	50,5	50,0
1216613	H1212810-293200	29	46,0	1 13/16"	32	2-11 1/2	54,2	65,0
1201370	H1212810-323200	32	51,0	2"	32	2-11 1/2	54,2	65,0

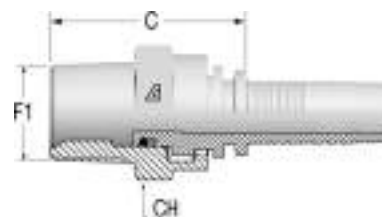
// H1222810

NPTF Female Solid



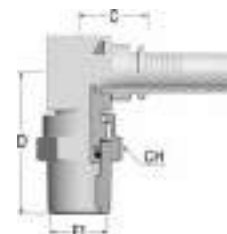
Item Code	Product Code	ID (Dash)	ID (mm)	ID (in)	F1 Dash	F1	C (mm)	CH (mm)
1216794	H1222810-040200	4	6,0	1/4"	2	1/8-27	22,3	14,0
1200464	H1222810-040400	4	6,0	1/4"	4	1/4-18	27,8	19,0
1219145	H1222810-060600	6	10,0	3/8"	6	3/8-18	28,8	22,0
1216795	H1222810-080800	8	13,0	1/2"	8	1/2-14	35,6	25,0
1216796	H1222810-121200	12	19,0	3/4"	12	3/4-14	38,1	32,0
1216797	H1222810-161600	16	25,0	1"	16	1-11 1/2	44,9	38,0

// H1212811
NPTF Male Swivel 60° Seat



Item Code	Product Code	Nut Type	ID (Dash)	ID (mm)	ID (in)	F1 Dash	F1	C (mm)	CH (mm)
1216614	H1212811-040400	Crimped	4	6,0	1/4"	4	1/4-18	37,6	17,0
1216615	H1212811-040600	Crimped	4	6,0	1/4"	6	3/8-18	39,5	22,0
1216616	H1212811-060400	Crimped	6	10,0	3/8"	4	1/4-18	39,6	17,0
1214186	H1212811-060600	Crimped	6	10,0	3/8"	6	3/8-18	37,5	22,0
1216617	H1212811-060800	Crimped	6	10,0	3/8"	8	1/2-14	43,5	25,0
1216619	H1212811-080600	Crimped	8	13,0	1/2"	6	3/8-18	38,3	22,0
1214187	H1212811-080800	Crimped	8	13,0	1/2"	8	1/2-14	42,3	25,0
1216620	H1212811-121200	Crimped	12	19,0	3/4"	12	3/4-14	50,1	32,0
1216621	H1212811-161600	Crimped	16	25,0	1"	16	1-11 1/2	57,9	41,0

// H1212881
90° Compact NPTF Male Swivel 60° Seat



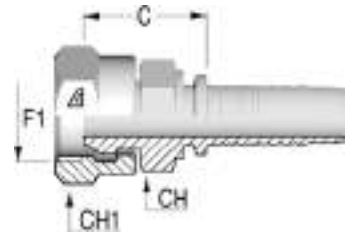
Item Code	Product Code	Nut Type	ID (Dash)	ID (mm)	ID (in)	F1 Dash	F1	C (mm)	D Drop (mm)	CH (mm)
1225918	H1212881-040400	Crimped	4	6,0	1/4"	4	1/4-18	17,0	39,0	17,0
1225920	H1212881-060600	Crimped	6	10,0	3/8"	6	3/8-18	20,0	41,0	22,0
1225921	H1212881-080800	Crimped	8	13,0	1/2"	8	1/2-14	21,6	49,7	19,0
1225922	H1212881-121200	Crimped	12	19,0	3/4"	12	3/4-14	27,0	61,0	32,0

REV.2.1

// NPSM INSERTS

// H1227311

NPSM Female

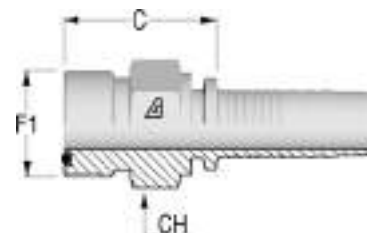


Item Code	Product Code	Nut Type	ID (Dash)	ID (mm)	ID (in)	F1 Dash	F1	C (mm)	CH (mm)	CH1 (mm)
1203280	H1227311-040400	Crimped	4	6,0	1/4"	4	1/4-18	24,3	17,0	19,0
1216834	H1227311-060600	Crimped	6	10,0	3/8"	6	3/8-18	24,8	19,0	22,0
1202084	H1227311-080800	Crimped	8	13,0	1/2"	8	1/2-14	26,6	22,0	27,0
1216835	H1227311-121200	Crimped	12	19,0	3/4"	12	3/4-14	20,6		32,0
1216836	H1227311-161600	Crimped	16	25,0	1"	16	1-11 1/2	35,4	36,0	38,0

1216835: without Stem Hexagon, with O-Ring

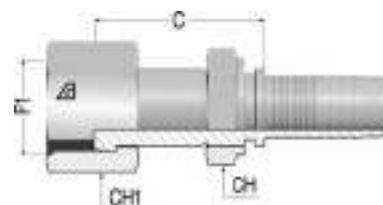
// ORFS INSERTS

// H1212410 ORFS Male



Item Code	Product Code	ID (Dash)	ID (mm)	ID (in)	F1 Dash	F1	C (mm)	CH (mm)
1202488	H1212410-040400	4	6,0	1/4"	4	9/16-18	22,3	17,0
1202489	H1212410-040600	4	6,0	1/4"	6	11/16-16	24,3	19,0
1214185	H1212410-050600	5	8,0	5/16"	6	11/16-16	24,3	19,0
1202490	H1212410-060600	6	10,0	3/8"	6	11/16-16	24,3	19,0
1202491	H1212410-060800	6	10,0	3/8"	8	13/16-16	26,3	22,0
1202055	H1212410-061000	6	10,0	3/8"	10	1-14	29,8	27,0
1202492	H1212410-080800	8	13,0	1/2"	8	13/16-16	27,1	22,0
1202054	H1212410-081000	8	13,0	1/2"	10	1-14	30,6	27,0
1202493	H1212410-081200	8	13,0	1/2"	12	1 3/16-12	34,1	32,0
1202892	H1212410-101000	10	16,0	5/8"	10	1-14	30,6	27,0
1202494	H1212410-101200	10	16,0	5/8"	12	1 3/16-12	34,1	32,0
1202495	H1212410-121000	12	19,0	3/4"	10	1-14	31,1	27,0
1202496	H1212410-121200	12	19,0	3/4"	12	1 3/16-12	34,6	32,0
1202497	H1212410-121600	12	19,0	3/4"	16	1 7/16-12	38,1	41,0
1202498	H1212410-161600	16	25,0	1"	16	1 7/16-12	37,9	38,0
1202499	H1212410-162000	16	25,0	1"	20	1 11/16-12	39,9	46,0
1202500	H1212410-202000	20	32,0	1 1/4"	20	1 11/16-12	41,5	46,0

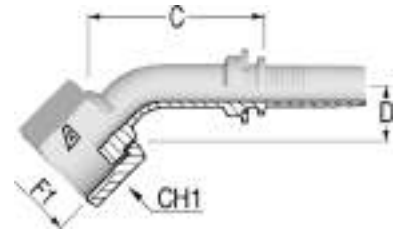
// H1222414 **NEW** ORFS Female with support Hexagon knurled



Item Code	Product Code	Nut Type	ID (Dash)	ID (mm)	ID (in)	F1 Dash	F1	C (mm)	CH (mm)	CH1 (mm)
1240013	H1222414-040400	Slip on nut	4	6,0	1/4"	4	9/16-18	29,5	14,0	17,0
1245728	H1222414-040600	Slip on nut	4	6,0	1/4"	6	11/16-16	31,8	17,0	22,0
1245899	H1222414-040800	Slip on nut	4	6,0	1/4"	8	13/16-16	35,8	22,0	24,0
1245428	H1222414-050600	Slip on nut	5	8,0	5/16"	6	11/16-16	38,0	17,0	22,0
1240034	H1222414-060600	Slip on nut	6	10,0	3/8"	6	11/16-16	32,3	17,0	22,0
1245892	H1222414-060800	Slip on nut	6	10,0	3/8"	8	13/16-16	39,3	22,0	24,0
1240035	H1222414-080800	Slip on nut	8	13,0	1/2"	8	13/16-16	40,5	22,0	24,0
1245429	H1222414-081000	Slip on nut	8	13,0	1/2"	10	1-14	43,0	24,0	30,0
1245904	H1222414-081200	Slip on nut	8	13,0	1/2"	12	1 3/16-12	42,1	30,0	36,0
1240036	H1222414-101000	Slip on nut	10	16,0	5/8"	10	1-14	39,6	27,0	30,0
1245905	H1222414-101200	Slip on nut	10	16,0	5/8"	12	1 3/16-12	42,1	30,0	36,0
1240038	H1222414-121200	Slip on nut	12	19,0	3/4"	12	1 3/16-12	42,6	30,0	36,0
1245906	H1222414-121600	Slip on nut	12	19,0	3/4"	16	1 7/16-12	50,6	36,0	41,0
1242623	H1222414-161600	Slip on nut	16	25,0	1"	16	1 7/16-12	51,4	36,0	41,0

REV.2.1

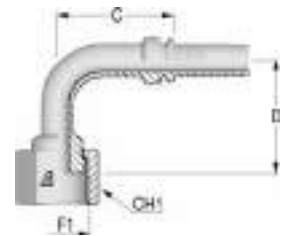
// H1222443-M
45° ORFS Female
Medium Drop
DK ORFS 45M
Solid one piece



Item Code	Product Code	Nut Type	ID (Dash)	ID (mm)	ID (in)	F1 Dash	F1	C (mm)	D Drop (mm)	CH1 (mm)
1202774	H1222443-04040M	Slip on nut	4	6,0	1/4"	4	9/16-18	41,1	11,0	17,0
1202775	H1222443-04060M	Slip on nut	4	6,0	1/4"	6	11/16-16	46,1	11,0	22,0
1202871	H1222443-05060M	Slip on nut	5	8,0	5/16"	6	11/16-16	46,3	12,0	22,0
1202776	H1222443-06060M	Slip on nut	6	10,0	3/8"	6	11/16-16	47,4	12,0	22,0
1202777	H1222443-06080M	Slip on nut	6	10,0	3/8"	8	13/16-16	51,2	15,0	24,0
1202854	H1222441-08080M	Crimped	8	13,0	1/2"	8	13/16-16	47,1	16,0	24,0
1202771	H1222443-08100M	Slip on nut	8	13,0	1/2"	10	1-14	50,4	16,5	30,0
1202819	H1222443-10100M	Slip on nut	10	16,0	5/8"	10	1-14	57,7	17,0	30,0
1202853	H1222443-10120M	Slip on nut	10	16,0	5/8"	12	1 3/16-12	63,1	21,0	36,0
1203060	H1222441-12100M	Crimped	12	19,0	3/4"	10	1-14	51,4	24,0	30,0
1202872	H1222443-12120M	Slip on nut	12	19,0	3/4"	12	1 3/16-12	63,5	21,0	36,0
1202915	H1222443-12160M	Slip on nut	12	19,0	3/4"	16	1 7/16-12	70,7	24,0	41,0
1202797	H1222443-16160S	Slip on nut	16	25,0	1"	16	1 7/16-12	82,4	26,0	41,0
1203141	H1222443-16200M	Slip on nut	16	25,0	1"	20	1 11/16-12	85,4	26,0	50,0
1202873	H1222443-20200M	Slip on nut	20	32,0	1 1/4"	20	1 11/16-12	95,0	32,0	50,0
1202874	H1222443-24240M	Slip on nut	24	38,0	1 1/2"	24	2-12	104,4	28,0	60,0

Image: insert with Slip on Nut.

// H1222493-S
90° ORFS Female
Short Drop
DK ORFS 90S
Solid one piece



Item Code	Product Code	Nut Type	ID (Dash)	ID (mm)	ID (in)	F1 Dash	F1	C (mm)	D Drop (mm)	CH1 (mm)
1202778	H1222493-04040S	Slip on nut	4	6,0	1/4"	4	9/16-18	28,5	21,0	17,0
1202856	H1222493-04060S	Slip on nut	4	6,0	1/4"	6	11/16-16	32,0	23,0	22,0
1202857	H1222493-05060S	Slip on nut	5	8,0	5/16"	6	11/16-16	50,1	23,5	22,0
1202858	H1222493-06060S	Slip on nut	6	10,0	3/8"	6	11/16-16	40,0	27,0	22,0
1202859	H1222493-06080S	Slip on nut	6	10,0	3/8"	8	13/16-16	41,8	29,0	24,0
1203392	H1222491-08060S	Crimped	8	13,0	1/2"	6	11/16-16	44,1	25,0	22,0
1202855	H1222491-08080S	Crimped	8	13,0	1/2"	8	13/16-16	39,8	29,0	24,0
1203054	H1222493-08100S	Slip on nut	8	13,0	1/2"	10	1-14	46,3	32,5	30,0
1203334	H1222493-08120S	Slip on nut	8	13,0	1/2"	12	1 3/16-12	56,3	51,0	36,0
1202860	H1222493-10100S	Slip on nut	10	16,0	5/8"	10	1-14	52,3	32,5	30,0
1202861	H1222493-10120S	Slip on nut	10	16,0	5/8"	12	1 3/16-12	55,4	49,0	36,0
1202862	H1222493-12120S	Slip on nut	12	19,0	3/4"	12	1 3/16-12	60,6	51,0	36,0
1203055	H1222493-12160S	Slip on nut	12	19,0	3/4"	16	1 7/16-12	61,6	56,0	41,0
1203209	H1222491-16120S	Crimped	16	25,0	1"	12	1 3/16-12	54,6	51,0	36,0
1202863	H1222493-16160S	Slip on nut	16	25,0	1"	16	1 7/16-12	80,0	58,0	41,0
1203135	H1222493-16200S	Slip on nut	16	25,0	1"	20	1 11/16-12	82,6	64,0	50,0
1203133	H1222493-20200S	Slip on nut	20	32,0	1 1/4"	20	1 11/16-12	95,0	68,0	50,0
1214213	H1222493-24240S	Slip on nut	24	38,0	1 1/2"	24	2-12	103,7	78,0	60,0

Image: insert with Slip on Nut.

// H1222493-M
90° ORFS Female
Medium Drop
DK ORFS 90M
Solid one piece



Item Code	Product Code	Nut Type	ID (Dash)	ID (mm)	ID (in)	F1 Dash	F1	C (mm)	D Drop (mm)	CH1 (mm)
1202875	H1222493-04040M	Slip on nut	4	6,0	1/4"	4	9/16-18	29,8	32,0	17,0
1202715	H1222493-04060M	Slip on nut	4	6,0	1/4"	6	11/16-16	37,3	38,0	22,0
1202779	H1222493-05060M	Slip on nut	5	8,0	5/16"	6	11/16-16	40,7	34,0	22,0
1202780	H1222493-06060M	Slip on nut	6	10,0	3/8"	6	11/16-16	41,8	38,0	22,0
1202716	H1222493-06080M	Slip on nut	6	10,0	3/8"	8	13/16-16	43,8	41,0	24,0
1202781	H1222491-08080M	Crimped	8	13,0	1/2"	8	13/16-16	34,8	42,0	24,0
1202770	H1222493-08100M	Slip on nut	8	13,0	1/2"	10	1-14	48,3	47,0	30,0
1202782	H1222493-10100M	Slip on nut	10	16,0	5/8"	10	1-14	55,4	44,0	30,0
1203137	H1222493-10120M	Slip on nut	10	16,0	5/8"	12	1 3/16-12	55,4	58,0	36,0
1202783	H1222493-12120M	Slip on nut	12	19,0	3/4"	12	1 3/16-12	61,6	58,0	36,0
1202916	H1222493-12160M	Slip on nut	12	19,0	3/4"	16	1 7/16-12	65,6	71,0	41,0
1216748	H1222491-16120M	Crimped	16	25,0	1"	12	1 3/16-12	62,6	58,0	36,0
1202717	H1222493-16160M	Slip on nut	16	25,0	1"	16	1 7/16-12	82,6	66,0	41,0
1203069	H1222493-16200M	Slip on nut	16	25,0	1"	20	1 11/16-12	82,6	78,0	50,0
1202876	H1222493-20200M	Slip on nut	20	32,0	1 1/4"	20	1 11/16-12	97,0	78,0	50,0
1202877	H1222493-24240M	Slip on nut	24	38,0	1 1/2"	24	2-12	107,8	87,0	60,0

Image: insert with Slip on Nut.

// H1222493-L
90° ORFS Female
Long Drop
DK ORFS 90L
Solid one piece



Item Code	Product Code	Nut Type	ID (Dash)	ID (mm)	ID (in)	F1 Dash	F1	C (mm)	D Drop (mm)	CH1 (mm)
1210841	H1222493-04040L	Slip on nut	4	6,0	1/4"	4	9/16-18	32,8	46,0	17,0
1203139	H1222493-04060L	Slip on nut	4	6,0	1/4"	6	11/16-16	34,8	54,0	22,0
1203138	H1222493-06060L	Slip on nut	6	10,0	3/8"	6	11/16-16	41,8	54,0	22,0
1203057	H1222493-06080L	Slip on nut	6	10,0	3/8"	8	13/16-16	46,8	64,0	24,0
1202922	H1222491-08080L	Crimped	8	13,0	1/2"	8	13/16-16	38,3	64,0	24,0
1214208	H1222493-08100L	Slip on nut	8	13,0	1/2"	10	1-14	46,3	70,0	30,0
1202918	H1222493-10100L	Slip on nut	10	16,0	5/8"	10	1-14	55,4	70,0	30,0
1202919	H1222493-10120L	Slip on nut	10	16,0	5/8"	12	1 3/16-12	55,4	96,0	36,0
1202920	H1222493-12120L	Slip on nut	12	19,0	3/4"	12	1 3/16-12	61,6	96,0	36,0
1202921	H1222493-12160L	Slip on nut	12	19,0	3/4"	16	1 7/16-12	61,6	118,0	41,0
1203136	H1222493-16160L	Slip on nut	16	25,0	1"	16	1 7/16-12	82,6	114,0	41,0
1203134	H1222493-20200L	Slip on nut	20	32,0	1 1/4"	20	1 11/16-12	97,0	129,0	50,0
1214212	H1222493-24240L	Slip on nut	24	38,0	1 1/2"	24	2-12	110,8	141,0	60,0

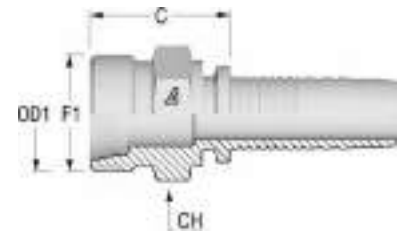
Image: insert with Slip on Nut.

REV.2.1

// FRENCH INSERTS

// H1211810

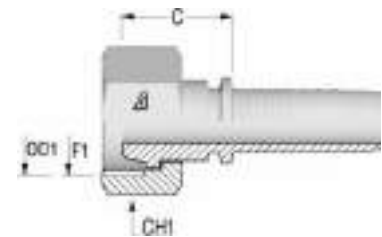
Metric Male - French Type



Item Code	Product Code	ID (Dash)	ID (mm)	ID (in)	F1	OD1	C (mm)	CH (mm)
1200317	H1211810-062000	6	10,0	3/8"	M20X1.5	13,25	25,3	22,0
1200361	H1211810-082400	8	13,0	1/2"	M24X1.5	16,75	27,1	24,0
1200404	H1211810-103000	10	16,0	5/8"	M30X1.5	21,25	31,1	30,0
1200435	H1211810-123600	12	19,0	3/4"	M36X1.5	26,75	33,6	36,0

// H1221813

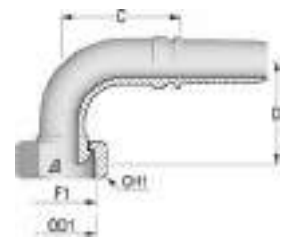
Metric Female - French Type



Item Code	Product Code	Nut Type	ID (Dash)	ID (mm)	ID (in)	F1	OD1	C (mm)	CH1 (mm)
1200744	H1221813-103000	Slip on nut	10	16,0	5/8"	M30X1.5	22	26,6	36,0
1200770	H1221813-123600	Slip on nut	12	19,0	3/4"	M36X1.5	28	27,0	42,0

// H1221893

90° Metric Female - French Type

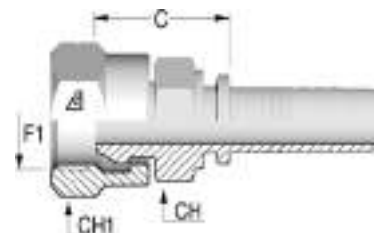


Item Code	Product Code	Nut Type	ID (Dash)	ID (mm)	ID (in)	F1	OD1	C (mm)	D Drop (mm)	CH1 (mm)
1200654	H1221893-052000	Slip on nut	5	8,0	5/16"	M20X1.5	14	32,5	36,5	24,0
1200719	H1221893-082400	Slip on nut	8	13,0	1/2"	M24X1.5	16	39,5	46,0	30,0
1203156	H1221893-103000	Slip on nut	10	16,0	5/8"	M30X1.5	22	43,0	49,0	36,0
1200773	H1221893-123600	Slip on nut	12	19,0	3/4"	M36X1.5	28	46,6	48,5	42,0

// JIS INSERTS

// H1223711

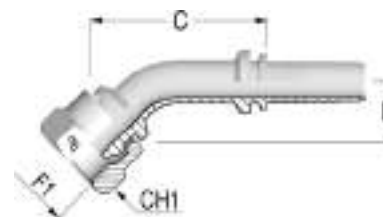
JIS Female 60° Cone - B 8363 (Type C)



Item Code	Product Code	Nut Type	ID (Dash)	ID (mm)	ID (in)	F1 Dash	F1	C (mm)	CH (mm)	CH1 (mm)
1203110	H1223711-040400	Crimped	4	6,0	1/4"	4	1/4-19	24,3	17,0	19,0
1203109	H1223711-060600	Crimped	6	10,0	3/8"	6	3/8-19	25,5	19,0	22,0
1203108	H1223711-080800	Crimped	8	13,0	1/2"	8	1/2-14	26,1	22,0	27,0
1226069	H1223711-100800	Crimped	10	16,0	5/8"	8	1/2-14	27,1	24,0	27,0
1226549	H1223711-101200	Crimped	10	16,0	5/8"	12	3/4-14	29,6	30,0	36,0
1203107	H1223711-121200	Crimped	12	19,0	3/4"	12	3/4-14	30,1	30,0	36,0
1214218	H1223711-161600	Crimped	16	25,0	1"	16	1-11	34,9	36,0	41,0

// H1223741

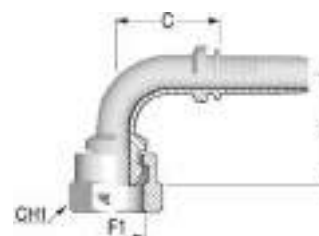
45° JIS Female 60° Cone - B 8363 (Type C)



Item Code	Product Code	Nut Type	ID (Dash)	ID (mm)	ID (in)	F1 Dash	F1	C (mm)	D Drop (mm)	CH1 (mm)
1216798	H1223741-040400	Crimped	4	6,0	1/4"	4	1/4-19	24,3	19,0	19,0
1216799	H1223741-060600	Crimped	6	10,0	3/8"	6	3/8-19	26,5	21,0	22,0
1216800	H1223741-080800	Crimped	8	13,0	1/2"	8	1/2-14	27,0	22,0	27,0
1216801	H1223741-121200	Crimped	12	19,0	3/4"	12	3/4-14	19,9	25,0	36,0

// H1223791

90° JIS Female 60° Cone - B 8363 (Type C)

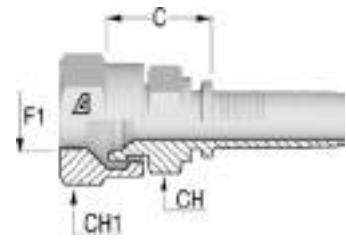


Item Code	Product Code	Nut Type	ID (Dash)	ID (mm)	ID (in)	F1 Dash	F1	C (mm)	D Drop (mm)	CH1 (mm)
1216803	H1223791-040400	Crimped	4	6,0	1/4"	4	1/4-19	25,3	33,0	19,0
1216805	H1223791-060600	Crimped	6	10,0	3/8"	6	3/8-19	32,3	36,5	22,0
1216806	H1223791-080800	Crimped	8	13,0	1/2"	8	1/2-14	37,3	38,5	27,0

REV.2.1

// H122381Z

JIS Female 60° Seat Flare - B 8363 (Type F)

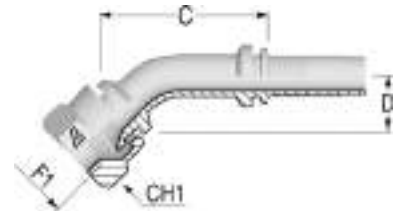


Item Code	Product Code	Nut Type	ID (Dash)	ID (mm)	ID (in)	F1 Dash	F1	C (mm)	CH (mm)	CH1 (mm)
1202947	H122381Z-040400	Crimped	4	6,0	1/4"	4	1/4-19	20,8	17,0	19,0
1202879	H122381Z-060600	Crimped	6	10,0	3/8"	6	3/8-19	21,8	19,0	22,0
1202878	H122381Z-080800	Crimped	8	13,0	1/2"	8	1/2-14	23,6	22,0	27,0
1203106	H122381Z-121200	Crimped	12	19,0	3/4"	12	3/4-14	27,1	30,0	36,0
1203105	H122381Z-161600	Crimped	16	25,0	1"	16	1-11	32,9	36,0	41,0
1201585	H122381Z-202000	Thrust wire nut	20	32,0	1 1/4"	20	1 1/4-11	39,5	46,0	50,0
1201677	H122381Z-242400	Thrust wire nut	24	38,0	1 1/2"	24	1 1/2-11	41,5	50,0	55,0

Image: insert with Crimped Nut.

// H122384Z

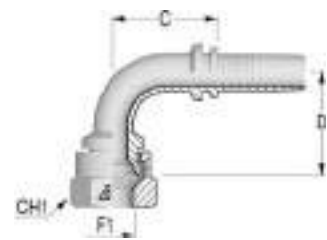
45° JIS Female 60° Seat Flare - B 8363 (Type F)



Item Code	Product Code	Nut Type	ID (Dash)	ID (mm)	ID (in)	F1 Dash	F1	C (mm)	D Drop (mm)	CH1 (mm)
1203104	H122384Z-040400	Crimped	4	6,0	1/4"	4	1/4-19	42,5	15,0	19,0

// H122389Z

90° JIS Female 60° Seat Flare - B 8363 (Type F)

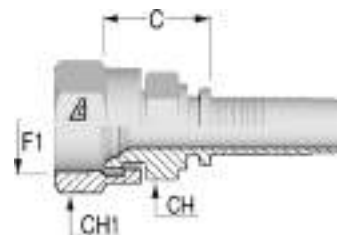


Item Code	Product Code	Nut Type	ID (Dash)	ID (mm)	ID (in)	F1 Dash	F1	C (mm)	D Drop (mm)	CH1 (mm)
1203095	H122389Z-040400	Crimped	4	6,0	1/4"	4	1/4-19	27,3	29,5	19,0
1203094	H122389Z-060600	Crimped	6	10,0	3/8"	6	3/8-19	31,3	33,0	22,0
1203093	H122389Z-080800	Crimped	8	13,0	1/2"	8	1/2-14	37,3	36,5	27,0
1203092	H122389Z-121200	Crimped	12	19,0	3/4"	12	3/4-14	46,1	52,0	36,0
1203091	H122389Z-161600	Crimped	16	25,0	1"	16	1-11	77,1	64,5	41,0

// KOMATSU INSERTS

// H1224011

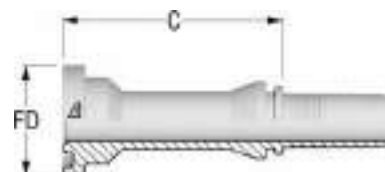
Komatsu Female



Item Code	Product Code	Nut Type	ID (Dash)	ID (mm)	ID (in)	F1 Dash	F1	C (mm)	CH (mm)	CH1 (mm)
1200502	H1224011-041400	Crimped	4	6,0	1/4"	14	M14X1.5	20,8	17,0	19,0
1216808	H1224011-061400	Crimped	6	10,0	3/8"	14	M14X1.5	20,8	17,0	19,0
1200334	H1224011-061800	Crimped	6	10,0	3/8"	18	M18X1.5	21,8	19,0	22,0
1202688	H1224011-082200	Crimped	8	13,0	1/2"	22	M22X1.5	23,6	22,0	27,0
1200414	H1224011-102400	Crimped	10	16,0	5/8"	24	M24X1.5	27,1	30,0	32,0
1200444	H1224011-123000	Crimped	12	19,0	3/4"	30	M30X1.5	27,6	30,0	36,0
1201720	H1224011-163300	Crimped	16	25,0	1"	33	M33X1.5	35,7	36,0	41,0

// H1244110

Komatsu Flange

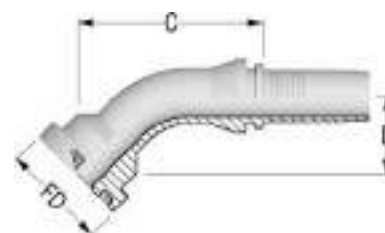


Item Code	Product Code	ID (Dash)	ID (mm)	ID (in)	F1 Dash	F1	C (mm)	FD (mm)
1201625	H1244110-101000	10	16,0	5/8"	10	5/8	46,7	34,0

// H1244140

45° Komatsu Flange

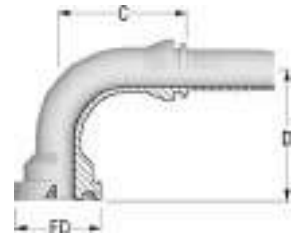
Solid one piece



Item Code	Product Code	ID (Dash)	ID (mm)	ID (in)	F1 Dash	F1	FD (mm)	C (mm)	D Drop (mm)
1202066	H1244140-101000	10	16,0	5/8"	10	5/8	34,0	49,1	25,0

REV.2.1

// H1244190
90° Komatsu Flange
Solid one piece

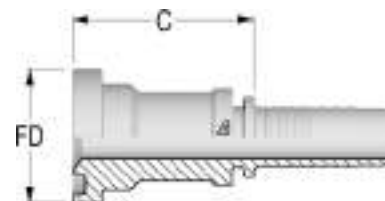


Item Code	Product Code	ID (Dash)	ID (mm)	ID (in)	F1 Dash	F1	FD (mm)	C (mm)	D Drop (mm)
1202067	H1244190-101000	10	16,0	5/8"	10	5/8	34,0	51,0	51,0

// SAE FLANGES

// H1243310

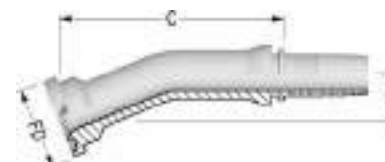
Flange SAE 3000 psi J518 Code 61
SFL



Item Code	Product Code	ID (Dash)	ID (mm)	ID (in)	F1 Dash	F1	C (mm)	FD (mm)	WP (psi)
1202747	H1243310-080800	8	13,0	1/2"	8	1/2	41,0	30,2	5000
1202763	H1243310-081200	8	13,0	1/2"	12	3/4	42,0	38,1	5000
1202801	H1243310-101200	10	16,0	5/8"	12	3/4	42,2	38,1	5000
1201734	H1243310-121200	12	19,0	3/4"	12	3/4	42,5	38,1	5000
1202750	H1243310-121600	12	19,0	3/4"	16	1	50,5	44,5	5000
1201408	H1243310-161600	16	25,0	1"	16	1	51,4	44,5	5000
1201409	H1243310-162000	16	25,0	1"	20	1 1/4	53,9	50,8	4000
1221654	H1243310-201600	20	32,0	1 1/4"	16	1	53,0	44,5	5000
1201410	H1243310-202000	20	32,0	1 1/4"	20	1 1/4	55,5	50,8	4000
1201411	H1243310-202400	20	32,0	1 1/4"	24	1 1/2	58,5	60,3	3000
1201412	H1243310-242400	24	38,0	1 1/2"	24	1 1/2	58,5	60,3	3000
1201413	H1243310-243200	24	38,0	1 1/2"	32	2	70,0	71,4	3000
1221662	H1243310-322400	32	51,0	2"	24	1 1/2	66,0	60,3	3000
1201414	H1243310-323200	32	51,0	2"	32	2	70,0	71,4	3000
1202074	H1243310-324000	32	51,0	2"	40	2 1/2	83,0	84,1	2500
1226113	H1243310-403200	40	63,0	2 1/2"	32	2	86,5	71,4	3000
1203063	H1243310-404000	40	63,0	2 1/2"	40	2 1/2	86,5	84,1	2500

// H1243320

22° Flange SAE 3000 psi J518 Code 61
SFL 22
Solid one piece



Item Code	Product Code	ID (Dash)	ID (mm)	ID (in)	F1 Dash	F1	FD (mm)	C (mm)	D Drop (mm)	WP (psi)
1216854	H1243320-161600	16	25,0	1"	16	1	44,5	92,7	12,0	5000
1216856	H1243320-202000	20	32,0	1 1/4"	20	1 1/4	50,8	113,6	16,0	4000
1216857	H1243320-202400	20	32,0	1 1/4"	24	1 1/2	60,3	114,7	20,5	3000
1216858	H1243320-242400	24	38,0	1 1/2"	24	1 1/2	60,3	131,0	22,0	3000
1216859	H1243320-323200	32	51,0	2"	32	2	71,4	153,0	22,0	3000

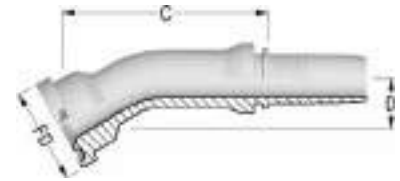
REV.2.1

// H1243330

30° Flange SAE 3000 psi J518 Code 61

SFL 30

Solid one piece



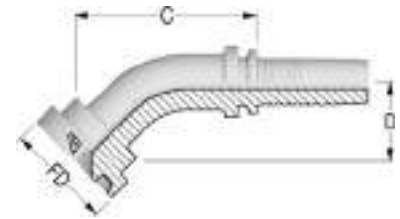
Item Code	Product Code	ID (Dash)	ID (mm)	ID (in)	F1 Dash	F1	FD (mm)	C (mm)	D Drop (mm)	WP (psi)
1216861	H1243330-121200	12	19,0	3/4"	12	3/4	38,1	80,8	12,0	5000
1216862	H1243330-121600	12	19,0	3/4"	16	1	44,5	83,8	12,0	5000
1216863	H1243330-161600	16	25,0	1"	16	1	44,5	89,8	12,0	5000
1216864	H1243330-162000	16	25,0	1"	20	1 1/4	50,8	90,0	12,0	4000
1216866	H1243330-202000	20	32,0	1 1/4"	20	1 1/4	50,8	102,4	12,0	4000
1216867	H1243330-202400	20	32,0	1 1/4"	24	1 1/2	60,3	111,9	13,0	3000
1216868	H1243330-242400	24	38,0	1 1/2"	24	1 1/2	60,3	128,6	23,0	3000
1216869	H1243330-243200	24	38,0	1 1/2"	32	2	71,4	147,0	29,5	3000

// H1243340

45° Flange SAE 3000 psi J518 Code 61

SFL 45

Solid one piece



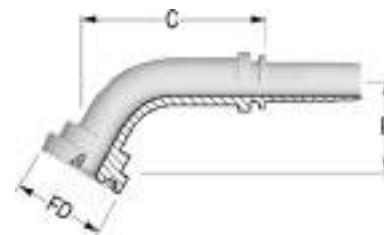
Item Code	Product Code	ID (Dash)	ID (mm)	ID (in)	F1 Dash	F1	FD (mm)	C (mm)	D Drop (mm)	WP (psi)
1202748	H1243340-080800	8	13,0	1/2"	8	1/2	30,2	69,4	22,0	5000
1202751	H1243340-081200	8	13,0	1/2"	12	3/4	38,1	60,3	26,0	5000
1202678	H1243340-121200	12	19,0	3/4"	12	3/4	38,1	73,7	32,0	5000
1202752	H1243340-121600	12	19,0	3/4"	16	1	44,5	77,9	29,0	5000
1214223	H1243340-122000	12	19,0	3/4"	20	1 1/4	50,8	81,5	30,0	5000
1202681	H1243340-161600	16	25,0	1"	16	1	44,5	82,7	33,5	5000
1201845	H1243340-162000	16	25,0	1"	20	1 1/4	50,8	82,2	36,0	4000
1216872	H1243340-201600	20	32,0	1 1/4"	16	1	44,5	114,6	35,1	5000
1201848	H1243340-202000	20	32,0	1 1/4"	20	1 1/4	50,8	95,1	37,5	4000
1202677	H1243340-202400	20	32,0	1 1/4"	24	1 1/2	60,3	104,1	40,0	3000
1216873	H1243340-242000	24	38,0	1 1/2"	20	1 1/4	50,8	144,9	49,5	4000
1202753	H1243340-242400	24	38,0	1 1/2"	24	1 1/2	60,3	116,7	48,0	3000
1202754	H1243340-243200	24	38,0	1 1/2"	32	2	71,4	135,6	55,5	3000
1201982	H1243340-323200	32	51,0	2"	32	2	71,4	140,8	47,5	3000
1216874	H1243340-4040SL	40	63,0	2 1/2"	40	2 1/2	84,1	139,0	53,0	2500

// H1243360

60° Flange SAE 3000 psi J518 Code 61

SFL 60

Solid one piece



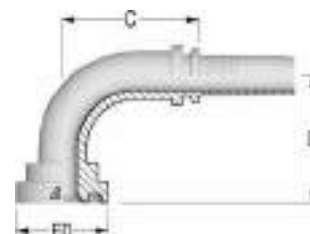
Item Code	Product Code	ID (Dash)	ID (mm)	ID (in)	F1 Dash	F1	FD (mm)	C (mm)	D Drop (mm)	WP (psi)
1216878	H1243360-121200	12	19,0	3/4"	12	3/4	38,1	85,7	37,0	5000
1216880	H1243360-161600	16	25,0	1"	16	1	44,5	101,0	47,0	5000
1216881	H1243360-162000	16	25,0	1"	20	1 1/4	50,8	106,6	43,5	4000
1216882	H1243360-202000	20	32,0	1 1/4"	20	1 1/4	50,8	129,5	56,5	4000
1202882	H1243360-242400	24	38,0	1 1/2"	24	1 1/2	60,3	151,5	57,0	3000
1216884	H1243360-323200	32	51,0	2"	32	2	71,4	173,0	92,0	3000

// H1243390

90° Flange SAE 3000 psi J518 Code 61

SFL 90

Solid one piece



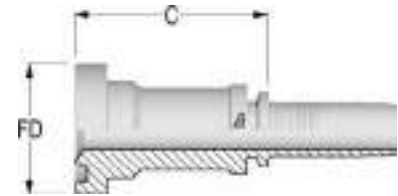
Item Code	Product Code	ID (Dash)	ID (mm)	ID (in)	F1 Dash	F1	FD (mm)	C (mm)	D Drop (mm)	WP (psi)
1202749	H1243390-080800	8	13,0	1/2"	8	1/2	30,2	45,8	42,0	5000
1202755	H1243390-081200	8	13,0	1/2"	12	3/4	38,1	45,3	51,0	5000
1202805	H1243390-101200	10	16,0	5/8"	12	3/4	38,1	49,4	51,0	5000
1202679	H1243390-121200	12	19,0	3/4"	12	3/4	38,1	59,7	58,0	5000
1202756	H1243390-121600	12	19,0	3/4"	16	1	44,5	66,2	64,5	5000
1202883	H1243390-122000	12	19,0	3/4"	20	1 1/4	50,8	69,7	60,0	4000
1202680	H1243390-161600	16	25,0	1"	16	1	44,5	70,6	67,0	5000
1201846	H1243390-162000	16	25,0	1"	20	1 1/4	50,8	73,6	71,0	4000
1216894	H1243390-162400	16	25,0	1"	24	1 1/2	60,3	93,1	75,0	3000
1202884	H1243390-201600	20	32,0	1 1/4"	16	1	44,5	94,4	65,0	5000
1201847	H1243390-202000	20	32,0	1 1/4"	20	1 1/4	50,8	88,0	84,0	4000
1202676	H1243390-202400	20	32,0	1 1/4"	24	1 1/2	60,3	91,5	87,5	3000
1202806	H1243390-242000	24	38,0	1 1/2"	20	1 1/4	50,8	93,6	93,0	4000
1202757	H1243390-242400	24	38,0	1 1/2"	24	1 1/2	60,3	104,8	91,0	3000
1202758	H1243390-243200	24	38,0	1 1/2"	32	2	71,4	104,8	115,0	3000
1216898	H1243390-322400	32	51,0	2"	24	1 1/2	60,3	132,8	133,0	3000
1201983	H1243390-323200	32	51,0	2"	32	2	71,4	129,3	130,0	3000
1203169	H1243390-3240B0	32	51,0	2"	40	2 1/2	84,1	103,0	100,0	2500
1203364	H1243390-4040SL	40	63,0	2 1/2"	40	2 1/2	84,1	137,2	125,0	2500

REV.2.1

// H1243610

Flange SAE 6000 psi J518 Code 62

SFS



Item Code	Product Code	ID (Dash)	ID (mm)	ID (in)	F1 Dash	F1	C (mm)	FD (mm)	WP (psi)
1202511	H1243610-080800	8	13,0	1/2"	8	1/2	47,0	31,8	6000
1202759	H1243610-081200	8	13,0	1/2"	12	3/4	52,0	41,3	6000
1202807	H1243610-101200	10	16,0	5/8"	12	3/4	52,2	41,3	6000
1202733	H1243610-121200	12	19,0	3/4"	12	3/4	52,5	41,3	6000
1202760	H1243610-121600	12	19,0	3/4"	16	1	55,5	47,6	6000
1216908	H1243610-161200	16	25,0	1"	12	3/4	56,4	41,3	6000
1201415	H1243610-161600	16	25,0	1"	16	1	56,4	47,6	6000
1201416	H1243610-162000	16	25,0	1"	20	1 1/4	63,4	54,0	6000
1201417	H1243610-202000	20	32,0	1 1/4"	20	1 1/4	83,0	54,0	6000
1201418	H1243610-202400	20	32,0	1 1/4"	24	1 1/2	71,0	63,5	6000
1201419	H1243610-242400	24	38,0	1 1/2"	24	1 1/2	101,0	63,5	6000
1201420	H1243610-243200	24	38,0	1 1/2"	32	2	76,0	79,4	6000
1201421	H1243610-323200	32	51,0	2"	32	2	76,0	79,4	6000

// H1243640

45° Flange SAE 6000 psi J518 Code 62

SFS 45

Solid one piece



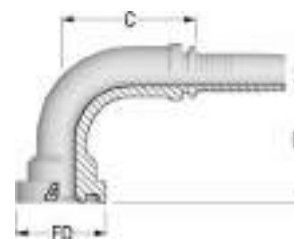
Item Code	Product Code	ID (Dash)	ID (mm)	ID (in)	F1 Dash	F1	FD (mm)	C (mm)	D Drop (mm)	WP (psi)
1201729	H1243640-080800	8	13,0	1/2"	8	1/2	31,8	56,5	23,0	6000
1202764	H1243640-081200	8	13,0	1/2"	12	3/4	41,3	79,9	30,5	6000
1216910	H1243640-101200	10	16,0	5/8"	12	3/4	41,3	69,0	31,0	6000
1202082	H1243640-121200	12	19,0	3/4"	12	3/4	41,3	84,1	31,0	6000
1202083	H1243640-121600	12	19,0	3/4"	16	1	47,6	80,0	33,5	6000
1201794	H1243640-161600	16	25,0	1"	16	1	47,6	96,7	36,0	6000
1202091	H1243640-162000	16	25,0	1"	20	1 1/4	54,0	96,1	39,0	6000
1202761	H1243640-202000	20	32,0	1 1/4"	20	1 1/4	54,0	108,6	40,0	6000
1202452	H1243640-202400	20	32,0	1 1/4"	24	1 1/2	63,5	114,8	45,5	6000
1202453	H1243640-242400	24	38,0	1 1/2"	24	1 1/2	63,5	122,9	45,0	6000
1202734	H1243640-323200	32	51,0	2"	32	2	79,4	156,6	60,0	6000

// H1243690

90° Flange SAE 6000 psi J518 Code 62

SFS 90

Solid one piece



Item Code	Product Code	ID (Dash)	ID (mm)	ID (in)	F1 Dash	FD (mm)	C (mm)	D Drop (mm)	WP (psi)	F1
1202257	H1243690-080800	8	13,0	1/2"	8	31,8	47,8	46,0	6000	1/2
1202766	H1243690-081200	8	13,0	1/2"	12	41,3	47,8	54,0	6000	3/4
1202808	H1243690-100800	10	16,0	5/8"	8	31,8	50,0	52,0	6000	1/2
1202814	H1243690-101200	10	16,0	5/8"	12	41,3	49,9	55,0	6000	3/4
1202075	H1243690-121200	12	19,0	3/4"	12	41,3	63,2	61,0	6000	3/4
1201795	H1243690-121600	12	19,0	3/4"	16	47,6	63,2	66,0	6000	1
1216913	H1243690-161200	16	25,0	1"	12	41,3	72,6	61,0	6000	3/4
1201739	H1243690-161600	16	25,0	1"	16	47,6	73,6	75,0	6000	1
1202767	H1243690-162000	16	25,0	1"	20	54,0	77,6	78,0	6000	1 1/4
1202735	H1243690-202000	20	32,0	1 1/4"	20	54,0	94,5	89,0	6000	1 1/4
1202768	H1243690-202400	20	32,0	1 1/4"	24	63,5	98,0	94,0	6000	1 1/2
1202736	H1243690-242400	24	38,0	1 1/2"	24	63,5	99,6	105,0	6000	1 1/2
1202769	H1243690-243200	24	38,0	1 1/2"	32	79,4	116,9	123,0	6000	2
1202762	H1243690-323200	32	51,0	2"	32	79,4	143,3	132,0	6000	2

// H10W3320

Split Flange Clamp 3000 psi J518 Code 61

FHL



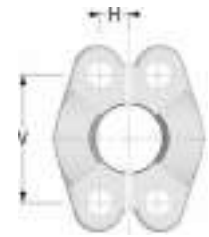
Item Code	Product Code	FD (in)	V (mm)	H (mm)
1900451	H10W3320-080000	1/2"	38,1	8,7
1900457	H10W3320-120000	3/4"	47,6	11,1
1900452	H10W3320-160000	1"	52,4	13,1
1900454	H10W3320-200000	1 1/4"	58,7	15,1
1900453	H10W3320-240000	1 1/2"	69,9	17,9
1900455	H10W3320-320000	2"	77,8	21,4
1900456	H10W3320-400000	2 1/2"	89,0	25,5
1900458	H10W3320-480000	3"	106,0	31,0
1901123	H10W3320-560000	3 1/2"	120,0	35,0
1900715	H10W3320-640000	4"	130,0	39,0

REV.2.1

// H10W3620

Split Flange Clamp 6000 psi J518 Code 62

FHS

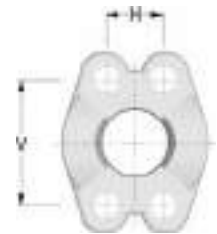


Item Code	Product Code	FD (in)	V (mm)	H (mm)
1900445	H10W3620-080000	1/2"	40,5	9,1
1900450	H10W3620-120000	3/4"	50,8	11,9
1900446	H10W3620-160000	1"	57,2	13,9
1900448	H10W3620-200000	1 1/4"	66,7	15,9
1900447	H10W3620-240000	1 1/2"	79,4	18,3
1900449	H10W3620-320000	2"	96,8	22,2

// H10W3310

4 Hole Flange Clamp 3000 psi J518 Code 61

VHL

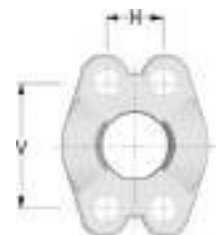


Item Code	Product Code	FD (in)	V (mm)	H (mm)
1900442	H10W3310-120000	3/4"	47,6	22,2
1900437	H10W3310-160000	1"	52,4	26,2
1900439	H10W3310-200000	1 1/4"	58,7	30,2
1900438	H10W3310-240000	1 1/2"	69,9	35,8
1900440	H10W3310-320000	2"	77,8	42,8

// H10W3610

4 Hole Flange Clamp 6000 psi J518 Code 62

VHS



Item Code	Product Code	FD (in)	V (mm)	H (mm)
1900428	H10W3610-080000	1/2"	40,5	18,2
1900433	H10W3610-120000	3/4"	50,8	23,8
1900429	H10W3610-160000	1"	57,2	27,8
1900431	H10W3610-200000	1 1/4"	66,7	31,8
1900430	H10W3610-240000	1 1/2"	79,4	36,6
1900432	H10W3610-320000	2"	96,8	44,4
1900910	H10W3610-400000	2 1/2"	123,8	58,7



// NEW POWERTRAK FITTINGS

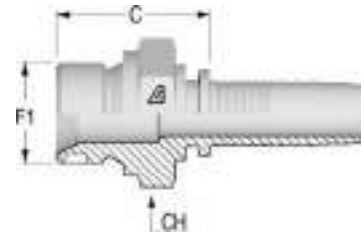
// BSP INSERTS.....	93	// ORFS INSERTS.....	100
// DIN METRIC INSERTS.....	95	// SAE FLANGES.....	102
// JIC 37° INSERTS.....	97	// SUPERCAT FLANGES.....	105
// NPTF INSERTS.....	99	// FERRULES.....	106

REV.2.1

// BSP INSERTS

// H1310510

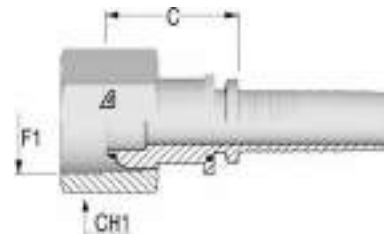
BSP Male 60° Flare
AGR



Item Code	Product Code	ID (Dash)	ID (mm)	ID (in)	F1 Dash	F1	C (mm)	CH (mm)
1238090	H1310510-121200	12	19,0	3/4"	12	3/4-14	37,5	32,0
1226162	H1310510-161600	16	25,0	1"	16	1-11	44,5	41,0
1230555	H1310510-202000	20	32,0	1 1/4"	20	1 1/4-11	95,5	50,0
1241600	H1310510-242400	24	38,0	1 1/2"	24	1 1/2-11	56,0	55,0
1241601	H1310510-323200	32	51,0	2"	32	2-11	71,5	70,0

// H1320812

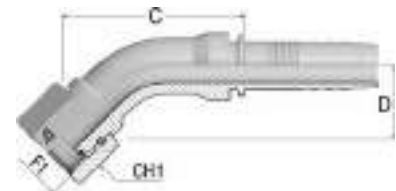
BSP Female 60° Cone with O-Ring
DKOR



Item Code	Product Code	Nut Type	ID (Dash)	ID (mm)	ID (in)	F1 Dash	F1	C (mm)	CH1 (mm)
1226178	H1320812-121200	Thrust wire nut	12	19,0	3/4"	12	3/4-14	25,2	32,0
1241616	H1320812-121600	Thrust wire nut	12	19,0	3/4"	16	1-11	27,7	38,0
1226179	H1320812-161600	Thrust wire nut	16	25,0	1"	16	1-11	31,0	38,0
1241617	H1320812-162000	Thrust wire nut	16	25,0	1"	20	1 1/4-11	32,0	50,0
1238241	H1320812-202000	Thrust wire nut	20	32,0	1 1/4"	20	1 1/4-11	35,0	50,0
1246639	H1320812-202400	Thrust wire nut	20	32,0	1 1/4"	24	1 1/2-11	36,8	55,0
1239857	H1320812-242400	Thrust wire nut	24	38,0	1 1/2"	24	1 1/2-11	38,8	55,0
1238240	H1320812-323200	Thrust wire nut	32	51,0	2"	32	2-11	49,0	70,0

// H1320842

45° BSP Female 60° Cone with O-Ring
DKOR 45
Solid one piece



Item Code	Product Code	Nut Type	ID (Dash)	ID (mm)	ID (in)	F1 Dash	F1	C (mm)	D Drop (mm)	CH1 (mm)
1241628	H1320842-121200	Thrust wire nut	12	19,0	3/4"	12	3/4-14	75,0	30,0	32,0
1237423	H1320842-161600	Thrust wire nut	16	25,0	1"	16	1-11	92,0	40,0	38,0
1241629	H1320842-202000	Thrust wire nut	20	32,0	1 1/4"	20	1 1/4-11	90,0	40,0	50,0
1242138	H1320842-242400	Thrust wire nut	24	38,0	1 1/2"	24	1 1/2-11	116,0	46,0	55,0
1241630	H1320842-323200	Thrust wire nut	32	51,0	2"	32	2-11	153,5	60,0	70,0

// H1320892

90° BSPP Female 60° Cone with O-Ring

DKOR 90

Solid one piece



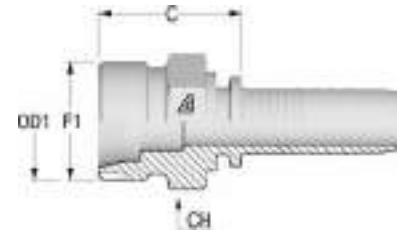
Item Code	Product Code	Nut Type	ID (Dash)	ID (mm)	ID (in)	F1 Dash	F1	C (mm)	D Drop (mm)	CH1 (mm)
1226180	H1320892-121200	Thrust wire nut	12	19,0	3/4"	12	3/4-14	59,0	61,0	32,0
1226181	H1320892-161600	Thrust wire nut	16	25,0	1"	16	1-11	74,0	71,0	38,0
1241625	H1320892-202000	Thrust wire nut	20	32,0	1 1/4"	20	1 1/4-11	84,0	83,0	50,0
1238242	H1320892-242400	Thrust wire nut	24	38,0	1 1/2"	24	1 1/2-11	101,0	96,0	55,0
1241626	H1320892-323200	Thrust wire nut	32	51,0	2"	32	2-11	140,5	130,0	70,0

REV.2.1

// DIN METRIC INSERTS

// H1311210

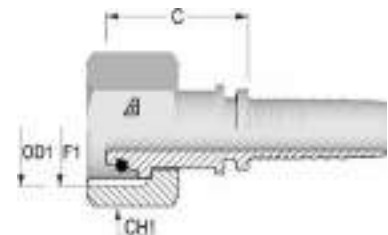
Metric Male 24° Seat
DIN 3853 - Heavy Series
CES



Item Code	Product Code	ID (Dash)	ID (mm)	ID (in)	F1	OD1	C (mm)	CH (mm)
1241605	H1311210-123600	12	19,0	3/4"	M36X2	25	36,5	36,0
1226164	H1311210-164200	16	25,0	1"	M42X2	30	36,2	46,0
1243063	H1311210-204200	20	32,0	1 1/4"	M42X2	30	47,0	46,0
1226165	H1311210-205200	20	32,0	1 1/4"	M52X2	38	51,0	55,0

// H1321613

Metric Female 24° Cone with O-Ring
DIN 3865 - Heavy Series
DKOS



Item Code	Product Code	Nut Type	ID (Dash)	ID (mm)	ID (in)	F1	OD1	C (mm)	CH1 (mm)
1226182	H1321612-123000	Thrust wire nut	12	19,0	3/4"	M30X2	20	36,8	36,0
1241632	H1321613-123600	Slip on nut	12	19,0	3/4"	M36X2	25	41,1	46,0
1240224	H1321612-163600	Thrust wire nut	16	25,0	1"	M36X2	25	46,0	46,0
1226184	H1321613-164200	Slip on nut	16	25,0	1"	M42X2	30	45,2	50,0
1242139	H1321612-204200	Thrust wire nut	20	32,0	1 1/4"	M42X2	30	51,0	50,0
1226185	H1321613-205200	Slip on nut	20	32,0	1 1/4"	M52X2	38	51,1	60,0
1238244	H1321612-245200	Thrust wire nut	24	38,0	1 1/2"	M52X2	38	58,0	60,0

Image: insert with Slip on Nut.

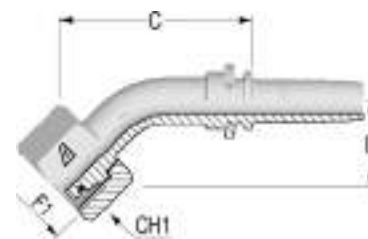
// H1321643

45° Metric Female 24° Cone with O-Ring

DIN 3865 - Heavy Series

DKOS 45

Solid one piece



Item Code	Product Code	Nut Type	ID (Dash)	ID (mm)	ID (in)	F1	OD1	C (mm)	D Drop (mm)	CH1 (mm)
1243201	H1321643-123000	Slip on nut	12	19,0	3/4"	M30X2	20	66,0	29,0	36,0
1237408	H1321643-123600	Slip on nut	12	19,0	3/4"	M36X2	25	70,4	33,0	46,0
1242140	H1321642-163600	Thrust wire nut	16	25,0	1"	M36X2	25	93,0	37,5	46,0
1237422	H1321643-164200	Slip on nut	16	25,0	1"	M42X2	30	109,5	35,5	50,0
1238246	H1321643-205200	Slip on nut	20	32,0	1 1/4"	M52X2	38	112,0	45,0	60,0
1238245	H1321642-245200	Thrust wire nut	24	38,0	1 1/2"	M52X2	38	127,0	45,0	60,0

Image: insert with Slip on Nut.

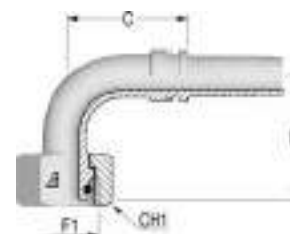
// H1321693

90° Metric Female 24° Cone with O-Ring

DIN 3865 - Heavy Series

DKOS 90

Solid one piece



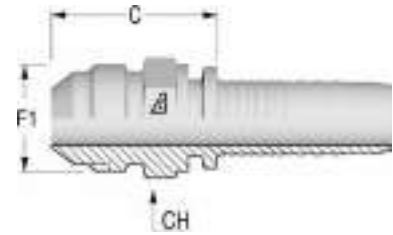
Item Code	Product Code	Nut Type	ID (Dash)	ID (mm)	ID (in)	F1	OD1	C (mm)	D Drop (mm)	CH1 (mm)
1241633	H1321692-123000	Thrust wire nut	12	19,0	3/4"	M30X2	20	65,5	67,5	36,0
1237409	H1321693-123600	Slip on nut	12	19,0	3/4"	M36X2	25	51,0	59,5	46,0
1240225	H1321692-163600	Thrust wire nut	16	25,0	1"	M36X2	25	75,6	82,0	46,0
1237410	H1321693-164200	Slip on nut	16	25,0	1"	M42X2	30	85,0	70,0	50,0
1243064	H1321692-204200	Thrust wire nut	20	32,0	1 1/4"	M42X2	30	88,0	87,5	50,0
1238248	H1321693-205200	Slip on nut	20	32,0	1 1/4"	M52X2	38	97,0	92,0	60,0
1238247	H1321692-245200	Thrust wire nut	24	38,0	1 1/2"	M52X2	38	106,0	95,0	60,0

Image: insert with Slip on Nut.

// JIC 37° INSERTS

// H1312510

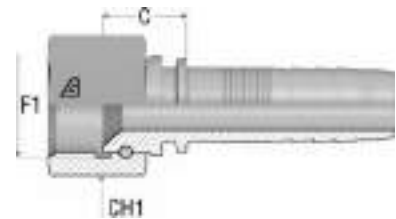
JIC Male 37° Cone
AGJ



Item Code	Product Code	ID (Dash)	ID (mm)	ID (in)	F1 Dash	F1	C (mm)	CH (mm)
1226168	H1312510-121200	12	19,0	3/4"	12	1 1/16-12	38,5	27,0
1226169	H1312510-161600	16	25,0	1"	16	1 5/16-12	45,5	36,0
1226170	H1312510-202000	20	32,0	1 1/4"	20	1 5/8-12	51,5	46,0
1226171	H1312510-242400	24	38,0	1 1/2"	24	1 7/8-12	57,5	50,0
1238091	H1312510-323200	32	51,0	2"	32	2 1/2-12	77,0	65,0

// H1322512

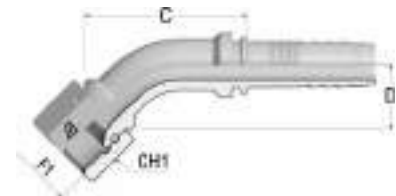
JIC Female 37° Seat
DKJ



Item Code	Product Code	Nut Type	ID (Dash)	ID (mm)	ID (in)	F1 Dash	F1	C (mm)	CH1 (mm)
1241618	H1322512-121200	Thrust wire nut	12	19,0	3/4"	12	1 1/16-12	22,2	32,0
1241619	H1322512-121600	Thrust wire nut	12	19,0	3/4"	16	1 5/16-12	25,0	38,0
1241620	H1322512-161600	Thrust wire nut	16	25,0	1"	16	1 5/16-12	27,0	38,0
1241621	H1322512-162000	Thrust wire nut	16	25,0	1"	20	1 5/8-12	29,0	50,0
1241622	H1322512-202000	Thrust wire nut	20	32,0	1 1/4"	20	1 5/8-12	31,5	50,0
1241623	H1322512-202400	Thrust wire nut	20	32,0	1 1/4"	24	1 7/8-12	34,0	55,0
1241624	H1322512-242400	Thrust wire nut	24	38,0	1 1/2"	24	1 7/8-12	36,5	55,0

// H1322542

45° JIC Female 37° Seat
Medium Drop
DKJ 45M
Solid one piece



Item Code	Product Code	Nut Type	ID (Dash)	ID (mm)	ID (in)	F1 Dash	F1	C (mm)	D Drop (mm)	CH1 (mm)
1226205	H1322542-121200	Thrust wire nut	12	19,0	3/4"	12	1 1/16-12	69,5	27,5	32,0
1241631	H1322542-121600	Thrust wire nut	12	19,0	3/4"	16	1 5/16-12	69,0	33,5	38,0
1226206	H1322542-161600	Thrust wire nut	16	25,0	1"	16	1 5/16-12	84,8	31,0	38,0
1238251	H1322542-202000	Thrust wire nut	20	32,0	1 1/4"	20	1 5/8-12	99,0	37,0	50,0
1226207	H1322542-242400	Thrust wire nut	24	38,0	1 1/2"	24	1 7/8-12	118,3	43,5	55,0

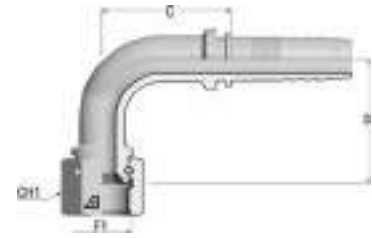
// H1322592

90° JIC Female 37° Seat

Medium Drop

DKJ 90M

Solid one piece



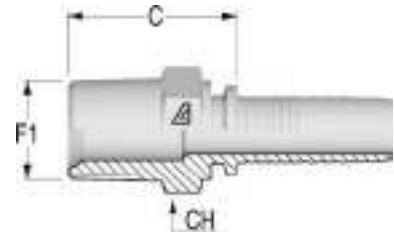
Item Code	Product Code	Nut Type	ID (Dash)	ID (mm)	ID (in)	F1 Dash	F1	C (mm)	D Drop (mm)	CH1 (mm)
1226209	H1322592-121200	Thrust wire nut	12	19,0	3/4"	12	1 1/16-12	59,1	57,0	32,0
1226211	H1322592-121600	Thrust wire nut	12	19,0	3/4"	16	1 5/16-12	58,1	63,5	38,0
1226212	H1322592-161600	Thrust wire nut	16	25,0	1"	16	1 5/16-12	75,7	67,0	38,0
1238254	H1322592-202000	Thrust wire nut	20	32,0	1 1/4"	20	1 5/8-12	84,0	78,0	50,0
1230690	H1322592-242400	Thrust wire nut	24	38,0	1 1/2"	24	1 7/8-12	105,3	92,0	55,0
1238255	H1322592-323200	Thrust wire nut	32	51,0	2"	32	2 1/2-12	147,5	135,0	70,0

REV.2.1

// NPTF INSERTS

// H1312810

NPTF Male 60° Seat
AGN

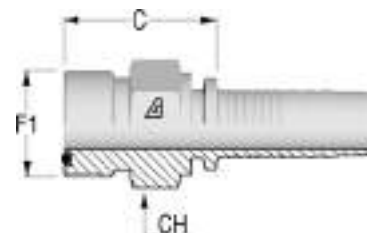


Item Code	Product Code	ID (Dash)	ID (mm)	ID (in)	F1 Dash	F1	C (mm)	CH (mm)
1226172	H1312810-121200	12	19,0	3/4"	12	3/4-14	35,5	27,0
1226173	H1312810-161600	16	25,0	1"	16	1-11 1/2	46,5	36,0
1238093	H1312810-202000	20	32,0	1 1/4"	20	1 1/4-11 1/2	41,0	46,0
1238095	H1312810-323200	32	51,0	2"	32	2-11 1/2	69,2	65,0

// ORFS INSERTS

// H1312410

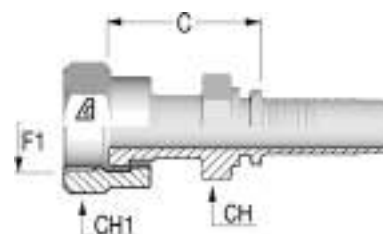
ORFS Male



Item Code	Product Code	ID (Dash)	ID (mm)	ID (in)	F1 Dash	F1	C (mm)	CH (mm)
1230556	H1312410-121200	12	19,0	3/4"	12	1 3/16-12	32,7	32,0
1226166	H1312410-161600	16	25,0	1"	16	1 7/16-12	35,7	38,0
1230557	H1312410-202000	20	32,0	1 1/4"	20	1 11/16-12	38,7	46,0
1226167	H1312410-242400	24	38,0	1 1/2"	24	2-12	41,8	55,0

// H1322411

ORFS Female with Stem Hexagon



Item Code	Product Code	Nut Type	ID (Dash)	ID (mm)	ID (in)	F1 Dash	F1	C (mm)	CH (mm)	CH1 (mm)
1226190	H1322411-121200	Crimped	12	19,0	3/4"	12	1 3/16-12	44,5	30,0	36,0
1226191	H1322411-121600	Crimped	12	19,0	3/4"	16	1 7/16-12	50,5	36,0	41,0
1242141	H1322411-161200	Crimped	16	25,0	1"	12	1 3/16-12	42,0	32,0	36,0
1226192	H1322411-161600	Crimped	16	25,0	1"	16	1 7/16-12	52,5	36,0	41,0
1226193	H1322411-162000	Crimped	16	25,0	1"	20	1 11/16-12	53,5	41,0	50,0
1226194	H1322411-202000	Crimped	20	32,0	1 1/4"	20	1 11/16-12	56,0	41,0	50,0
1226195	H1322411-242400	Crimped	24	38,0	1 1/2"	24	2-12	62,5	50,0	60,0

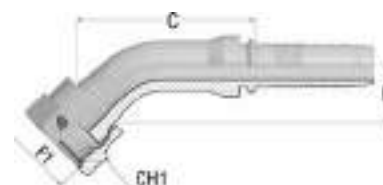
// H1322441

45° ORFS Female

Medium Drop

DK ORFS 45M

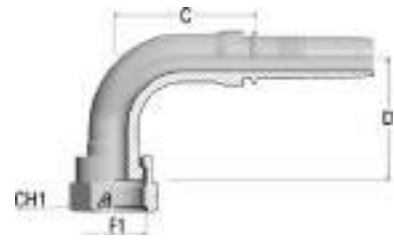
Solid one piece



Item Code	Product Code	Nut Type	ID (Dash)	ID (mm)	ID (in)	F1 Dash	F1	C (mm)	D Drop (mm)	CH1 (mm)
1226196	H1322441-121200	Crimped	12	19,0	3/4"	12	1 3/16-12	32,5	26,0	36,0
1226197	H1322441-121600	Crimped	12	19,0	3/4"	16	1 7/16-12	31,2	28,0	41,0
1226198	H1322441-161600	Crimped	16	25,0	1"	16	1 7/16-12	94,0	28,0	41,0
1241634	H1322441-162000	Crimped	16	25,0	1"	20	1 11/16-12	88,0	28,0	50,0
1238249	H1322441-202000	Crimped	20	32,0	1 1/4"	20	1 11/16-12	110,0	36,5	50,0

REV.2.1

// H1322491
90° ORFS Female
Medium Drop
DK ORFS 90M
Solid one piece

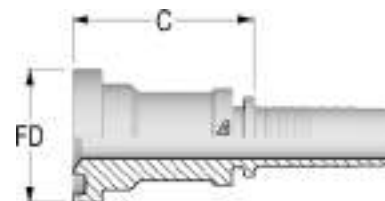


Item Code	Product Code	Nut Type	ID (Dash)	ID (mm)	ID (in)	F1 Dash	F1	C (mm)	D Drop (mm)	CH1 (mm)
1226200	H1322491-121200	Crimped	12	19,0	3/4"	12	1 3/16-12	67,6	58,0	36,0
1226201	H1322491-121600	Crimped	12	19,0	3/4"	16	1 7/16-12	69,6	58,0	36,0
1226202	H1322491-161600	Crimped	16	25,0	1"	16	1 7/16-12	79,6	66,0	41,0
1241635	H1322491-162000	Crimped	16	25,0	1"	20	1 11/16-12	73,0	66,0	50,0
1226203	H1322491-202000	Crimped	20	32,0	1 1/4"	20	1 11/16-12	102,4	81,0	50,0

// SAE FLANGES

// H1343310

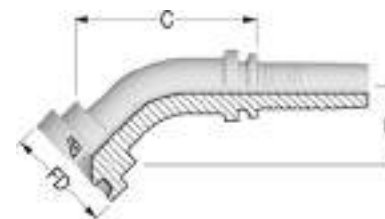
Flange SAE 3000 psi J518 Code 61
SFL



Item Code	Product Code	ID (Dash)	ID (mm)	ID (in)	F1 Dash	F1	C (mm)	FD (mm)	WP (psi)
1226222	H1343310-121200	12	19,0	3/4"	12	3/4	43,5	38,1	5000
1226224	H1343310-161600	16	25,0	1"	16	1	53,5	44,5	5000
1226225	H1343310-162000	16	25,0	1"	20	1 1/4	56,0	50,8	5000
1241602	H1343310-201600	20	32,0	1 1/4"	16	1	58,5	44,4	5000
1226227	H1343310-202000	20	32,0	1 1/4"	20	1 1/4	58,5	50,8	5000
1241604	H1343310-202400	20	32,0	1 1/4"	24	1 1/2	61,5	60,3	5000
1241603	H1343310-242000	24	38,0	1 1/2"	20	1 1/4	55,5	50,8	5000
1226228	H1343310-242400	24	38,0	1 1/2"	24	1 1/2	63,5	60,3	5000
1226229	H1343310-243200	24	38,0	1 1/2"	32	2	75,0	71,4	5000
1235374	H1343310-323200	32	50,0	2"	32	2	85,0	71,4	5000

// H1343340

45° Flange SAE 3000 psi J518 Code 61
SFL 45
Solid one piece



Item Code	Product Code	ID (Dash)	ID (mm)	ID (in)	F1 Dash	F1	FD (mm)	C (mm)	D Drop (mm)	WP (psi)
1226233	H1343340-162000	16	25,0	1"	20	1 1/4	50,8	88,9	32,5	5000
1226234	H1343340-202000	20	32,0	1 1/4"	20	1 1/4	50,8	94,3	38,5	5000
1226235	H1343340-242400	24	38,0	1 1/2"	24	1 1/2	60,3	99,8	43,0	5000
1233534	H1343340-323200	32	50,0	2"	32	2	71,4	154,0	54,0	5000

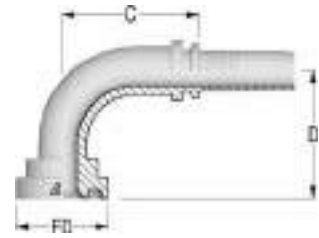
REV.2.1

// H1343390

90° Flange SAE 3000 psi J518 Code 61

SFL 90

Solid one piece

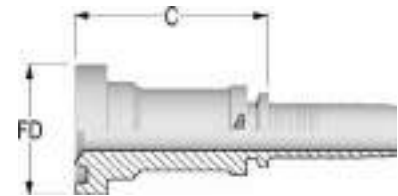


Item Code	Product Code	ID (Dash)	ID (mm)	ID (in)	F1 Dash	F1	FD (mm)	C (mm)	D Drop (mm)	WP (psi)
1226241	H1343390-161600	16	25,0	1"	16	1	44,5	78,1	64,0	5000
1226242	H1343390-162000	16	25,0	1"	20	1 1/4	50,8	74,7	69,0	5000
1226244	H1343390-202000	20	32,0	1 1/4"	20	1 1/4	50,8	92,0	81,0	5000
1241608	H1343390-202400	20	32,0	1 1/4"	24	1 1/2	60,3	87,0	85,0	5000
1226245	H1343390-242400	24	38,0	1 1/2"	24	1 1/2	60,3	103,0	93,0	5000
1235375	H1343390-323200	32	50,0	2"	32	2	71,4	139,0	130,0	5000

// H1343610

Flange SAE 6000 psi J518 Code 62

SFS



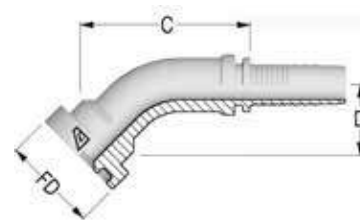
Item Code	Product Code	ID (Dash)	ID (mm)	ID (in)	F1 Dash	F1	C (mm)	FD (mm)	WP (psi)
1226247	H1343610-121200	12	19,0	3/4"	12	3/4	53,5	41,3	6000
1226248	H1343610-121600	12	19,0	3/4"	16	1	56,5	47,6	6000
1226623	H1343610-161200	16	25,0	1"	12	3/4	58,5	41,3	6000
1226250	H1343610-161600	16	25,0	1"	16	1	58,5	47,6	6000
1226624	H1343610-162000	16	25,0	1"	20	1 1/4	65,5	54,0	6000
1236992	H1343610-201600	20	32,0	1 1/4"	16	1	61,0	47,6	6000
1226252	H1343610-202000	20	32,0	1 1/4"	20	1 1/4	64,0	54,0	6000
1226253	H1343610-202400	20	32,0	1 1/4"	24	1 1/2	74,0	63,5	6000
1241614	H1343610-242000	24	38,0	1 1/2"	20	1 1/4	71,0	54,0	6000
1226254	H1343610-242400	24	38,0	1 1/2"	24	1 1/2	76,0	63,5	6000
1226255	H1343610-243200	24	38,0	1 1/2"	32	2	88,0	79,4	6000
1241615	H1343610-322400	32	51,0	2"	24	1 1/2	86,0	63,5	6000
1235378	H1343610-323200	32	50,0	2"	32	2	103,0	79,4	6000

// H1343640

45° Flange SAE 6000 psi J518 Code 62

SFS 45

Solid one piece



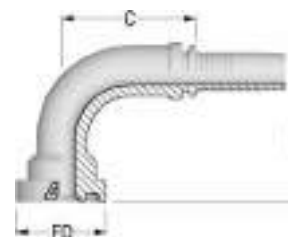
Item Code	Product Code	ID (Dash)	ID (mm)	ID (in)	F1 Dash	F1	FD (mm)	C (mm)	D Drop (mm)	WP (psi)
1226261	H1343640-121200	12	19,0	3/4"	12	3/4	41,3	62,8	30,0	6000
1226262	H1343640-121600	12	19,0	3/4"	16	1	47,6	65,4	33,0	6000
1241609	H1343640-161200	16	25,0	1"	12	3/4	41,3	77,0	29,5	6000
1226263	H1343640-161600	16	25,0	1"	16	1	47,6	82,9	38,5	6000
1226264	H1343640-162000	16	25,0	1"	20	1 1/4	54,0	78,0	44,0	6000
1242142	H1343640-201600	20	32,0	1 1/4"	16	1	47,6	104,7	34,5	6000
1238305	H1343640-202000	20	32,0	1 1/4"	20	1 1/4	54,0	103,0	41,0	6000
1241610	H1343640-202400	20	32,0	1 1/4"	24	1 1/2	63,5	117,0	48,0	6000
1226265	H1343640-242400	24	38,0	1 1/2"	24	1 1/2	63,5	122,5	48,0	6000
1235379	H1343640-323200	32	50,0	2"	32	2	79,4	177,0	61,0	6000

// H1343690

90° Flange SAE 6000 psi J518 Code 62

SFS 90

Solid one piece

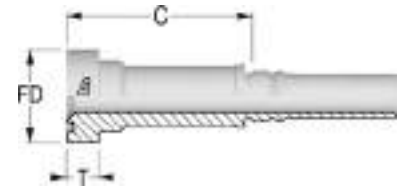


Item Code	Product Code	ID (Dash)	ID (mm)	ID (in)	F1 Dash	F1	FD (mm)	C (mm)	D Drop (mm)	WP (psi)
1226270	H1343690-121200	12	19,0	3/4"	12	3/4	41,3	64,7	64,0	6000
1226271	H1343690-121600	12	19,0	3/4"	16	1	47,6	64,7	66,0	6000
1226633	H1343690-161200	16	25,0	1"	12	3/4	41,3	74,7	61,0	6000
1226273	H1343690-161600	16	25,0	1"	16	1	47,6	74,8	74,0	6000
1226274	H1343690-162000	16	25,0	1"	20	1 1/4	54,0	78,8	85,0	6000
1241611	H1343690-201600	20	32,0	1 1/4"	16	1	47,6	87,0	72,0	6000
1230765	H1343690-202000	20	32,0	1 1/4"	20	1 1/4	54,0	96,0	91,0	6000
1238310	H1343690-202400	20	32,0	1 1/4"	24	1 1/2	63,5	99,0	103,5	6000
1226276	H1343690-242400	24	38,0	1 1/2"	24	1 1/2	63,5	113,8	109,0	6000
1235381	H1343690-323200	32	50,0	2"	32	2	79,4	169,0	134,0	6000

// SUPERCAT FLANGES

// H1343910

Flange SUPERCAT

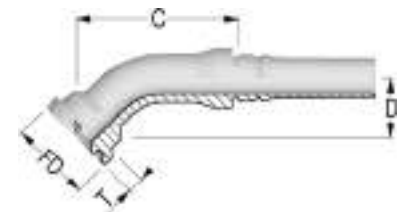


Item Code	Product Code	ID (Dash)	ID (mm)	ID (in)	F1 Dash	F1	FD (mm)	T (mm)	C (mm)
1226278	H1343910-121200	12	19,0	3/4"	12	3/4	41,3	14,3	85,5
1226279	H1343910-121600	12	19,0	3/4"	16	1	47,6	14,3	85,5
1226280	H1343910-161600	16	25,0	1"	16	1	47,6	14,3	94,5
1226281	H1343910-162000	16	25,0	1"	20	1 1/4	54,0	14,3	94,5
1226282	H1343910-202000	20	32,0	1 1/4"	20	1 1/4	54,0	14,3	92,0
1226283	H1343910-202400	20	32,0	1 1/4"	24	1 1/2	63,5	14,3	87,0

// H1343940

45° Flange SUPERCAT

Solid one piece



Item Code	Product Code	ID (Dash)	ID (mm)	ID (in)	F1 Dash	F1	FD (mm)	T (mm)	C (mm)	D Drop (mm)
1226289	H1343940-121200	12	19,0	3/4"	12	3/4	41,3	14,3	107,0	34,0
1241612	H1343940-121600	12	19,0	3/4"	16	1	47,6	14,3	112,0	34,0
1226290	H1343940-161600	16	25,0	1"	16	1	47,6	14,3	129,0	42,5
1226291	H1343940-162000	16	25,0	1"	20	1 1/4	54,0	14,3	128,0	40,0
1226292	H1343940-202000	20	32,0	1 1/4"	20	1 1/4	54,0	14,3	150,0	45,1
1238317	H1343940-202400	20	32,0	1 1/4"	24	1 1/2	63,5	14,3	152,0	60,0

// H1343990

90° Flange SUPERCAT

Solid one piece

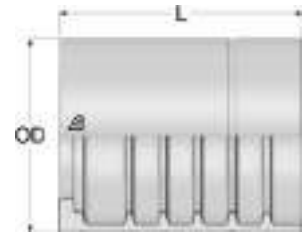


Item Code	Product Code	ID (Dash)	ID (mm)	ID (in)	F1 Dash	F1	FD (mm)	T (mm)	C (mm)	D Drop (mm)
1226297	H1343990-121200	12	19,0	3/4"	12	3/4	41,3	14,3	67,2	67,0
1226298	H1343990-121600	12	19,0	3/4"	16	1	47,6	14,3	68,7	70,0
1226299	H1343990-161600	16	25,0	1"	16	1	47,6	14,3	84,8	79,0
1226301	H1343990-162000	16	25,0	1"	20	1 1/4	54,0	14,3	79,8	82,5
1238312	H1343990-202000	20	32,0	1 1/4"	20	1 1/4	54,0	14,3	97,0	93,0
1238315	H1343990-202400	20	32,0	1 1/4"	24	1 1/2	63,5	14,3	97,0	101,0

// FERRULES

// H1300NS4


Multispiral No-Skive Ferrule for 4 Spiral Hoses



Item Code	Product Code	ID (Dash)	ID (mm)	ID (in)	Ferrule OD (mm)	L (mm)
1236599	H1300NS4-120000	12	19,0	3/4"	44,0	55,0
1236600	H1300NS4-160000	16	25,0	1"	51,0	64,0
1236601	H1300NS4-200000	20	31,0	1 1/4"	61,0	99,0
1236602	H1300NS4-240000	24	38,0	1 1/2"	70,0	89,5
1236603	H1300NS4-320000	32	51,0	2"	87,0	125,0

// H1300NS6

Multispiral No-Skive Ferrule for 6 Spiral Hoses



Item Code	Product Code	ID (Dash)	ID (mm)	ID (in)	Ferrule OD (mm)	L (mm)
1236604	H1300NS6-200000	20	31,0	1 1/4"	65,0	99,0
1236605	H1300NS6-240000	24	38,0	1 1/2"	73,0	89,5
1236606	H1300NS6-320000	32	51,0	2"	88,9	125,0



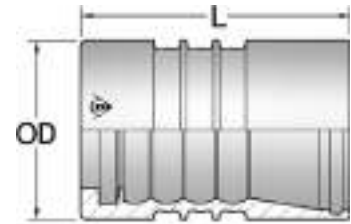
// WATERBLAST FITTINGS

// FERRULES 108

// INSERTS 109

// FERRULES

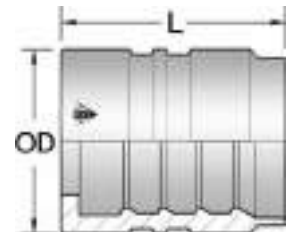
// D990000 - WATERBLAST



Item Code	Product Code	ID (Dash)	ID (mm)	ID (in)	Ferrule OD (mm)	L (mm)
1240103	D99000H-04/0	4	6,0	1/4"	22,0	25,5
1240105	D99000H-05/0	5	8,0	5/16"	27,0	35,0
1215264	D990000-06/0	6	10,0	3/8"	28,0	47,0
1223163	D99000N-08/0	8	13,0	1/2"	33,0	50,0
1215266	D990000-12/0	12	19,0	3/4"	41,0	63,0
1215267	D990000-16/0	16	25,0	1"	49,0	75,0

WB20L: 1/4" and 5/16" only

// D980000 - WATERBLAST



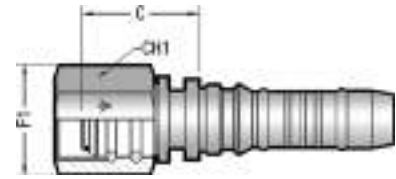
Item Code	Product Code	ID (Dash)	ID (mm)	ID (in)	Ferrule OD (mm)	L (mm)
1242379	D980000-06/0	6	10,0	3/8"	32,0	45,0
1215257	D980000-08/0	8	13,0	1/2"	37,4	46,0
1241935	D980000-12/0	12	19,0	3/4"	46,0	63,0

REV.2.1

// INSERTS

// D99001-WB

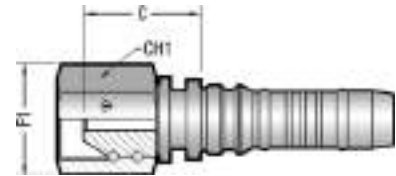
BSP Female 60° with O-Ring



Item Code	Product Code	Nut Type	ID (Dash)	ID (mm)	ID (in)	F1 Dash	F1	C (mm)	CH1 (mm)
1240158	DA99001-0404/0	Slip on nut	4	6,0	1/4"	4	1/4-19	26,0	22,0
1240159	DA99001-0605/0	Slip on nut	5	8,0	5/16"	6	3/8-19	31,0	25,0
1214925	DA99001-0606/0	Thrust wire nut	6	10,0	3/8"	6	3/8-19	32,1	22,0
1225828	DA9900N-0808/0	Thrust wire nut	8	13,0	1/2"	8	1/2-14	36,0	30,0
1214927	DA99001-1212/0	Thrust wire nut	12	19,0	3/4"	12	3/4-14	37,3	36,0

// D99010-WB

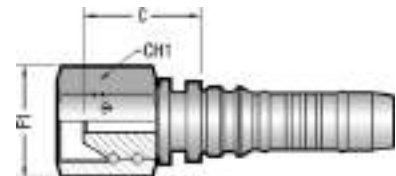
BSP Female 60° without O-Ring



Item Code	Product Code	Nut Type	ID (Dash)	ID (mm)	ID (in)	F1 Dash	F1	C (mm)	CH1 (mm)
1245682	DA99010-0808/0	Thrust wire nut	8	13,0	1/2"	8	1/2-14	36,0	30,0

// D99061-WB

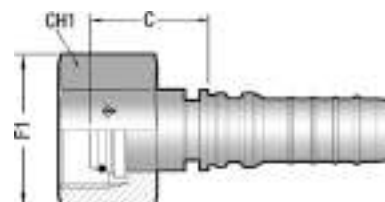
UNF Type "M Swivel"



Item Code	Product Code	Nut Type	ID (Dash)	ID (mm)	ID (in)	F1 Dash	F1	C (mm)	CH1 (mm)
1230563	DA99061-1008/0	Thrust wire nut	8	13,0	1/2"	10	1-12 UNF	41,0	32,0

// D99179-WB

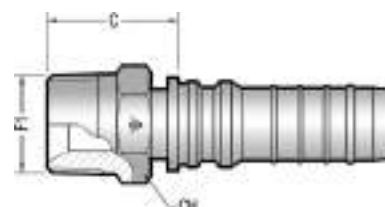
Metric Female 24° Cone with O-Ring - Heavy Series
DIN 3865 - DKOS -
Slip on Nut with Relief Bore



Item Code	Product Code	Nut Type	ID (Dash)	ID (mm)	ID (in)	F1	OD1	C (mm)	CH1 (mm)
1240100	DA99179-0204/0	Slip on nut	4	6,0	1/4"	M14X1.5	6	28,0	22,0
1240101	DA99179-0405/0	Slip on nut	5	8,0	5/16"	M18X1.5	10	34,3	27,0
1214929	DA99179-0606/0	Slip on nut	6	10,0	3/8"	M22X1.5	14	36,5	27,0
1214930	DA99179-0806/0	Slip on nut	6	10,0	3/8"	M24X1.5	16	39,5	30,0
1214931	DA9917N-0808/0	Slip on nut	8	13,0	1/2"	M24X1.5	16	40,0	30,0
1214932	DA99179-1212/0	Slip on nut	12	19,0	3/4"	M36X2	25	47,3	46,0
1214933	DA99179-1616/0	Slip on nut	16	25,0	1"	M42X2	30	49,6	50,0

// D99170-WB

NPTF Male 60° Seat - AGN



Item Code	Product Code	ID (Dash)	ID (mm)	ID (in)	F1 Dash	F1	C (mm)	CH (mm)
1240134	D990170-0404/0	4	6,0	1/4"	4	1/4-18	27,5	17,0
1240135	D990170-0605/0	5	8,0	5/16"	6	3/8-18	30,5	19,0
1215271	D990170-0606/0	6	10,0	3/8"	6	3/8-18	31,0	19,0
1215272	D99017N-0808/0	8	13,0	1/2"	8	1/2-14	35,0	22,0
1215273	D990170-1212/0	12	19,0	3/4"	12	3/4-14	37,9	30,0
1215274	D990170-1616/0	16	25,0	1"	16	1-11 1/2	47,3	36,0



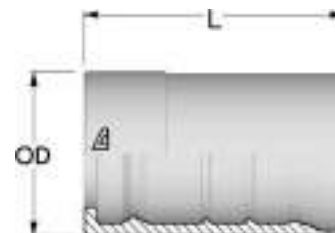
// INTERLOCK FITTINGS

// FERRULES.....	112	// NPTF INSERTS.....	120
// HOSE MENDER.....	113	// ORFS INSERTS.....	121
// BSP INSERTS.....	114	// SAE FLANGES.....	123
// DIN METRIC INSERTS.....	116	// SUPERCAT FLANGES.....	127
// JIC 37° INSERTS.....	118	// HAMMER UNION.....	128

// FERRULES

// H1400200

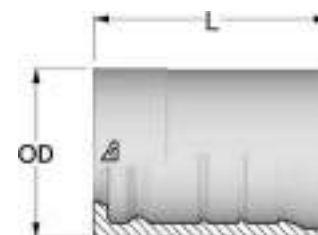
Interlock Dual Skive Ferrule for 4 Spiral Hoses



Item Code	Product Code	ID (Dash)	ID (mm)	ID (in)	Ferrule OD (mm)	L (mm)
1201571	H1400200-060000	6	10,0	3/8"	27,0	49,0
1201856	H1400200-080000	8	13,0	1/2"	30,0	52,5
1201502	H1400200-100000	10	16,0	5/8"	34,0	57,5
1201503	H1400200-120000	12	19,0	3/4"	38,0	60,2
1201504	H1400200-160000	16	25,0	1"	46,0	74,7
1200098	H1400200-200000	20	31,0	1 1/4"	55,0	88,2
1200099	H1400200-240000	24	38,0	1 1/2"	62,0	94,2
1201284	H1400200-320000	32	51,0	2"	78,0	99,2

// H1400301

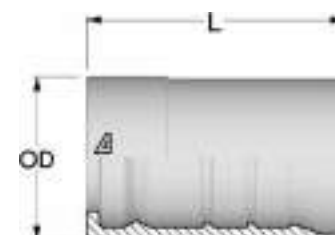
Interlock Dual Skive Ferrule for 4-6 Spiral Hoses



Item Code	Product Code	ID (Dash)	ID (mm)	ID (in)	Ferrule OD (mm)	L (mm)
1202585	H1400301-100000	10	16,0	5/8"	35,5	57,5
1202730	H1400301-120000	12	19,0	3/4"	43,5	60,0
1202222	H1400301-160000	16	25,0	1"	52,0	75,0
1201761	H1400301-200000	20	31,0	1 1/4"	62,0	88,0
1201805	H1400301-240000	24	38,0	1 1/2"	69,5	94,0
1202006	H1400301-320000	32	51,0	2"	88,0	99,0

// H1T00600


Interlock Dual Skive Ferrule for Alfabiotech/Powerflexbio 3K and AT8K



Item Code	Product Code	ID (Dash)	ID (mm)	ID (in)	Ferrule OD (mm)	L (mm)
1225872	H1T00600-320000	32	51,0	2"	88,1	108,2

REV.2.1

// HOSE MENDER

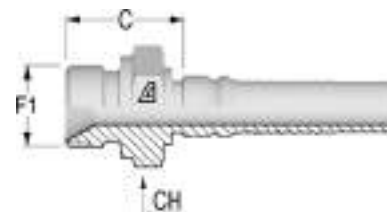
// H14C5610
Hose Mender

Item Code	Product Code	ID (Dash)	ID (mm)	ID (in)
1219636	H14C5610-101000	10	16,0	5/8"
1235392	H14C5610-202000	20	32,0	1 1/4"
1235393	H14C5610-242400	24	38,0	1 1/2"
1235394	H14C5610-323200	32	51,0	2"

// BSP INSERTS

// H1410510

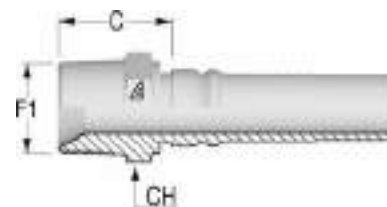
**BSP Male 60° Flare
AGR**



Item Code	Product Code	ID (Dash)	ID (mm)	ID (in)	F1 Dash	F1	C (mm)	CH (mm)
1200218	H1410510-121200	12	19,0	3/4"	12	3/4-14	34,0	32,0
1200239	H1410510-161600	16	25,0	1"	16	1-11	40,0	41,0
1201219	H1410510-202000	20	32,0	1 1/4"	20	1 1/4-11	45,2	50,0
1200280	H1410510-242400	24	38,0	1 1/2"	24	1 1/2-11	48,5	55,0
1201080	H1410510-323200	32	51,0	2"	32	2-11	55,5	70,0

// H1410710

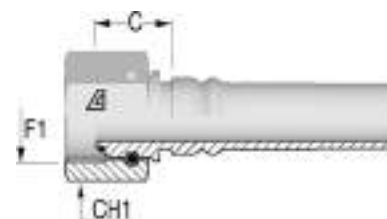
**BSPT Male
AGR K**



Item Code	Product Code	ID (Dash)	ID (mm)	ID (in)	F1 Dash	F1	C (mm)	CH (mm)
1200215	H1410710-121200	12	19,0	3/4"	12	3/4-14	32,0	27,0
1200237	H1410710-161600	16	25,0	1"	16	1-11	42,0	36,0
1200261	H1410710-202000	20	32,0	1 1/4"	20	1 1/4-11	46,2	46,0
1200278	H1410710-242400	24	38,0	1 1/2"	24	1 1/2-11	48,0	50,0

// H1420812

**BSP Female 60° Cone with O-Ring
DKOR**



Item Code	Product Code	Nut Type	ID (Dash)	ID (mm)	ID (in)	F1 Dash	F1	C (mm)	CH1 (mm)
1214247	H1420811-080800	Crimped	8	13,0	1/2"	8	1/2-14	19,5	27,0
1202424	H1420812-121200	Thrust wire nut	12	19,0	3/4"	12	3/4-14	22,5	32,0
1202440	H1420812-161600	Thrust wire nut	16	25,0	1"	16	1-11	25,5	38,0
1201132	H1420812-202000	Thrust wire nut	20	32,0	1 1/4"	20	1 1/4-11	30,2	50,0
1201134	H1420812-242400	Thrust wire nut	24	38,0	1 1/2"	24	1 1/2-11	33,5	55,0
1201136	H1420812-323200	Thrust wire nut	32	51,0	2"	32	2-11	35,0	70,0

Image: insert with Thrust Wire Nut.

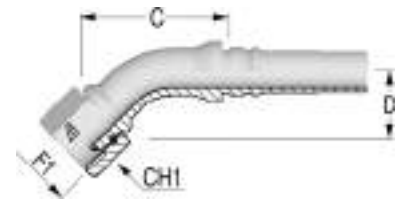
REV.2.1

// H1420842

45° BSPP Female 60° Cone with O-Ring

DKOR 45

Solid one piece



Item Code	Product Code	Nut Type	ID (Dash)	ID (mm)	ID (in)	F1 Dash	F1	C (mm)	D Drop (mm)	CH1 (mm)
1202447	H1420842-121200	Thrust wire nut	12	19,0	3/4"	12	3/4-14	72,0	30,0	32,0
1202446	H1420842-161600	Thrust wire nut	16	25,0	1"	16	1-11	81,0	34,0	38,0
1202444	H1420842-202000	Thrust wire nut	20	32,0	1 1/4"	20	1 1/4-11	97,0	40,0	50,0
1202442	H1420842-242400	Thrust wire nut	24	38,0	1 1/2"	24	1 1/2-11	113,0	46,0	55,0
1201535	H1420842-323200	Thrust wire nut	32	51,0	2"	32	2-11	151,0	60,0	70,0

// H1420892

90° BSPP Female 60° Cone with O-Ring

DKOR 90

Solid one piece

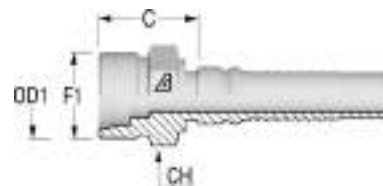


Item Code	Product Code	Nut Type	ID (Dash)	ID (mm)	ID (in)	F1 Dash	F1	C (mm)	D Drop (mm)	CH1 (mm)
1200217	H1420892-121200	Thrust wire nut	12	19,0	3/4"	12	3/4-14	58,0	61,0	32,0
1202445	H1420892-161600	Thrust wire nut	16	25,0	1"	16	1-11	75,0	71,0	38,0
1202443	H1420892-202000	Thrust wire nut	20	32,0	1 1/4"	20	1 1/4-11	79,0	83,0	50,0
1202441	H1420892-242400	Thrust wire nut	24	38,0	1 1/2"	24	1 1/2-11	93,0	96,0	55,0
1200288	H1420892-323200	Thrust wire nut	32	51,0	2"	32	2-11	134,0	130,0	70,0

// DIN METRIC INSERTS

// H1411210

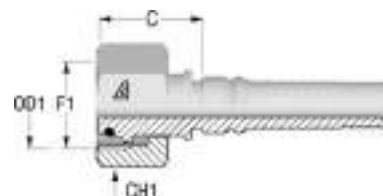
Metric Male 24° Seat
DIN 3853 - Heavy Series
CES



Item Code	Product Code	ID (Dash)	ID (mm)	ID (in)	F1	OD1	C (mm)	CH (mm)
1216929	H1411210-082400	8	13,0	1/2"	M24X1.5	16	27,0	24,0
1201077	H1411210-103000	10	16,0	5/8"	M30X2	20	31,0	32,0
1200212	H1411210-123600	12	19,0	3/4"	M36X2	25	35,0	36,0
1200236	H1411210-164200	16	25,0	1"	M42X2	30	40,0	46,0
1200260	H1411210-205200	20	32,0	1 1/4"	M52X2	38	45,2	55,0

// H1421613

Metric Female 24° Cone with O-Ring
DIN 3865 - Heavy Series
DKOS



Item Code	Product Code	Nut Type	ID (Dash)	ID (mm)	ID (in)	F1	OD1	C (mm)	CH1 (mm)
1201857	H1421613-082400	Slip on nut	8	13,0	1/2"	M24X1.5	16	29,6	30,0
1201118	H1421613-103000	Slip on nut	10	16,0	5/8"	M30X2	20	34,4	36,0
1202584	H1421612-123000	Thrust wire nut	12	19,0	3/4"	M30X2	20	37,5	36,0
1201092	H1421613-123600	Slip on nut	12	19,0	3/4"	M36X2	25	37,6	46,0
1202887	H1421612-163600	Thrust wire nut	16	25,0	1"	M36X2	25	38,8	46,0
1201125	H1421613-164200	Slip on nut	16	25,0	1"	M42X2	30	40,7	50,0
1216935	H1421612-204200	Thrust wire nut	20	32,0	1 1/4"	M42X2	30	43,6	50,0
1201129	H1421613-205200	Slip on nut	20	32,0	1 1/4"	M52X2	38	45,3	60,0
1216936	H1421612-245200	Thrust wire nut	24	38,0	1 1/2"	M52X2	38	50,8	60,0

Image: insert with Slip on Nut.

REV.2.1

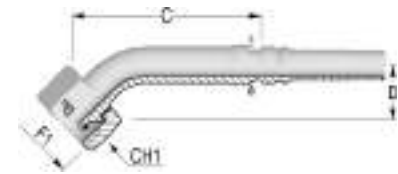
// H1421643

45° Metric Female 24° Cone with O-Ring

DIN 3865 - Heavy Series

DKOS

Solid one piece



Item Code	Product Code	Nut Type	ID (Dash)	ID (mm)	ID (in)	F1	OD1	C (mm)	D Drop (mm)	CH1 (mm)
1216942	H1421643-082400	Slip on nut	8	13,0	1/2"	M24X1.5	16	83,0	29,0	30,0
1202073	H1421643-103000	Slip on nut	10	16,0	5/8"	M30X2	20	59,0	31,5	36,0
1202583	H1421642-123000	Thrust wire nut	12	19,0	3/4"	M30X2	20	74,0	33,0	36,0
1202079	H1421643-123600	Slip on nut	12	19,0	3/4"	M36X2	25	78,1	36,0	46,0
1216940	H1421642-163600	Thrust wire nut	16	25,0	1"	M36X2	25	86,5	37,5	46,0
1201724	H1421643-164200	Slip on nut	16	25,0	1"	M42X2	30	96,8	38,0	50,0
1202003	H1421643-205200	Slip on nut	20	32,0	1 1/4"	M52X2	38	112,7	48,0	60,0
1216941	H1421642-245200	Thrust wire nut	24	38,0	1 1/2"	M52X2	38	111,0	44,0	60,0

Image: insert with Slip on Nut.

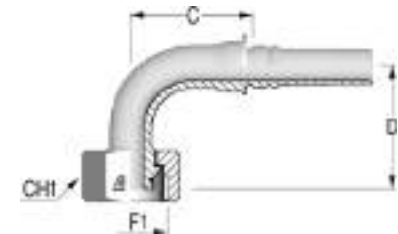
// H1421693

90° Metric Female 24° Cone with O-Ring

DIN 3865 - Heavy Series

DKOS 90

Solid one piece



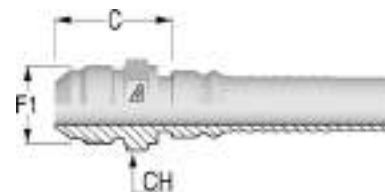
Item Code	Product Code	Nut Type	ID (Dash)	ID (mm)	ID (in)	F1	OD1	C (mm)	D Drop (mm)	CH1 (mm)
1203125	H1421693-082400	Slip on nut	8	13,0	1/2"	M24X1.5	16	52,0	50,0	30,0
1202072	H1421693-103000	Slip on nut	10	16,0	5/8"	M30X2	20	48,0	55,0	36,0
1202582	H1421692-123000	Thrust wire nut	12	19,0	3/4"	M30X2	20	61,0	67,5	36,0
1201723	H1421693-123600	Slip on nut	12	19,0	3/4"	M36X2	25	61,7	65,0	46,0
1203126	H1421692-163600	Thrust wire nut	16	25,0	1"	M36X2	25	76,5	82,0	46,0
1201740	H1421693-164200	Slip on nut	16	25,0	1"	M42X2	30	86,4	79,0	50,0
1201059	H1421693-205200	Slip on nut	20	32,0	1 1/4"	M52X2	38	90,9	101,0	60,0
1216945	H1421692-245200	Thrust wire nut	24	38,0	1 1/2"	M52X2	38	100,5	102,0	60,0

Image: insert with Slip on Nut.

// JIC 37° INSERTS

// H1412510

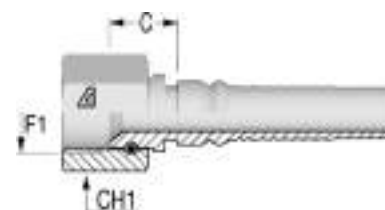
JIC Male 37° Cone
AGJ



Item Code	Product Code	ID (Dash)	ID (mm)	ID (in)	F1 Dash	F1	C (mm)	CH (mm)
1200216	H1412510-121200	12	19,0	3/4"	12	1 1/16-12	37,0	32,0
1201094	H1412510-121600	12	19,0	3/4"	16	1 5/16-12	40,0	36,0
1200238	H1412510-161600	16	25,0	1"	16	1 5/16-12	41,0	36,0
1201787	H1412510-162000	16	25,0	1"	20	1 5/8-12	44,5	46,0
1200262	H1412510-202000	20	32,0	1 1/4"	20	1 5/8-12	45,7	46,0
1216931	H1412510-202400	20	32,0	1 1/4"	24	1 7/8-12	49,7	50,0
1200279	H1412510-242400	24	38,0	1 1/2"	24	1 7/8-12	50,0	50,0
1201798	H1412510-323200	32	51,0	2"	32	2 1/2-12	61,0	65,0

// H1422512

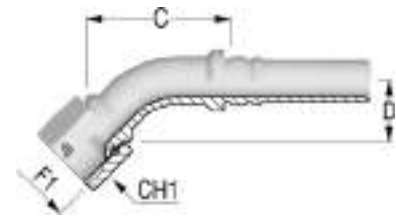
JIC Female 37° Seat
DKJ



Item Code	Product Code	Nut Type	ID (Dash)	ID (mm)	ID (in)	F1 Dash	F1	C (mm)	CH1 (mm)
1201265	H1422512-101200	Thrust wire nut	10	16,0	5/8"	12	1 1/16-12	18,7	32,0
1201121	H1422512-121200	Thrust wire nut	12	19,0	3/4"	12	1 1/16-12	18,7	32,0
1201122	H1422512-121600	Thrust wire nut	12	19,0	3/4"	16	1 5/16-12	21,5	38,0
1201126	H1422512-161600	Thrust wire nut	16	25,0	1"	16	1 5/16-12	22,5	38,0
1201127	H1422512-162000	Thrust wire nut	16	25,0	1"	20	1 5/8-12	24,5	50,0
1201131	H1422512-202000	Thrust wire nut	20	32,0	1 1/4"	20	1 5/8-12	25,7	50,0
1216973	H1422512-202400	Thrust wire nut	20	32,0	1 1/4"	24	1 7/8-12	28,2	55,0
1201133	H1422512-242400	Thrust wire nut	24	38,0	1 1/2"	24	1 7/8-12	29,0	55,0
1201135	H1422512-323200	Thrust wire nut	32	51,0	2"	32	2 1/2-12	34,0	70,0

REV.2.1

// H1422542
45° JIC Female 37° Seat
DKJ 45
Solid one piece



Item Code	Product Code	Nut Type	ID (Dash)	ID (mm)	ID (in)	F1 Dash	F1	C (mm)	D Drop (mm)	CH1 (mm)
1201485	H1422542-121200	Thrust wire nut	12	19,0	3/4"	12	1 1/16-12	66,0	27,5	32,0
1202098	H1422542-121600	Thrust wire nut	12	19,0	3/4"	16	1 5/16-12	72,0	30,0	38,0
1201486	H1422542-161600	Thrust wire nut	16	25,0	1"	16	1 5/16-12	79,5	31,0	38,0
1201487	H1422542-202000	Thrust wire nut	20	32,0	1 1/4"	20	1 5/8-12	93,0	37,0	50,0
1201765	H1422542-242400	Thrust wire nut	24	38,0	1 1/2"	24	1 7/8-12	121,0	38,0	55,0

// H1422592
90° JIC Female 37° Seat
DKJ 90
Solid one piece

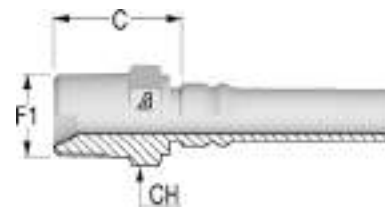


Item Code	Product Code	Nut Type	ID (Dash)	ID (mm)	ID (in)	F1 Dash	F1	C (mm)	D Drop (mm)	CH1 (mm)
1201488	H1422592-121200	Thrust wire nut	12	19,0	3/4"	12	1 1/16-12	45,0	57,0	32,0
1202103	H1422592-121600	Thrust wire nut	12	19,0	3/4"	16	1 5/16-12	58,0	60,5	38,0
1201489	H1422592-161600	Thrust wire nut	16	25,0	1"	16	1 5/16-12	71,0	67,0	38,0
1201490	H1422592-202000	Thrust wire nut	20	32,0	1 1/4"	20	1 5/8-12	79,2	78,0	50,0
1201491	H1422592-242400	Thrust wire nut	24	38,0	1 1/2"	24	1 7/8-12	94,5	92,0	55,0
1201796	H1422592-323200	Thrust wire nut	32	51,0	2"	32	2 1/2-12	132,0	120,5	70,0

// NPTF INSERTS

// H1412810

NPTF Male 60° Seat
AGN



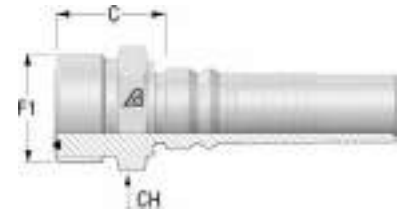
Item Code	Product Code	ID (Dash)	ID (mm)	ID (in)	F1 Dash	F1	C (mm)	CH (mm)
1201609	H1412810-060600	6	10,0	3/8"	6	3/8-18	26,5	19,0
1203127	H1412810-080800	8	13,0	1/2"	8	1/2-14	30,0	22,0
1200193	H1412810-121200	12	19,0	3/4"	12	3/4-14	32,0	27,0
1200219	H1412810-161600	16	25,0	1"	16	1-11 1/2	42,0	36,0
1200240	H1412810-202000	20	32,0	1 1/4"	20	1 1/4-11 1/2	46,2	46,0
1200263	H1412810-242400	24	38,0	1 1/2"	24	1 1/2-11 1/2	48,0	50,0
1200281	H1412810-323200	32	51,0	2"	32	2-11 1/2	53,2	65,0

REV.2.1

// ORFS INSERTS

// H1412410

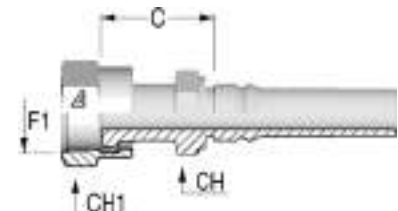
ORFS Male



Item Code	Product Code	ID (Dash)	ID (mm)	ID (in)	F1 Dash	F1	C (mm)	CH (mm)
1214664	H1412410-121200	12	19,0	3/4"	12	1 3/16-12	30,2	30,0
1231483	H1412410-161600	16	25,0	1"	16	1 7/16-12	35,8	38,0
1226310	H1412410-202000	20	32,0	1 1/4"	20	1 11/16-12	39,1	46,0
1226312	H1412410-242400	24	38,0	1 1/2"	24	2-12	41,0	55,0

// H1422411

ORFS Female with Stem Hexagon



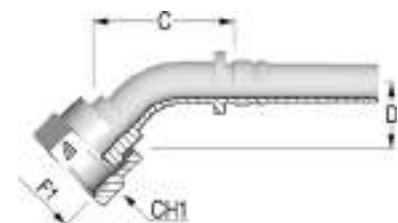
Item Code	Product Code	Nut Type	ID (Dash)	ID (mm)	ID (in)	F1 Dash	F1	C (mm)	CH (mm)	CH1 (mm)
1202864	H1422411-101200	Crimped	10	16,0	5/8"	12	1 3/16-12	40,0	30,0	36,0
1202099	H1422411-121200	Crimped	12	19,0	3/4"	12	1 3/16-12	40,0	30,0	36,0
1202106	H1422411-121600	Crimped	12	19,0	3/4"	16	1 7/16-12	43,0	36,0	41,0
1216952	H1422411-161200	Crimped	16	25,0	1"	12	1 3/16-12	42,0	32,0	36,0
1202071	H1422411-161600	Crimped	16	25,0	1"	16	1 7/16-12	47,0	36,0	41,0
1202107	H1422411-162000	Crimped	16	25,0	1"	20	1 11/16-12	49,0	46,0	50,0
1216955	H1422411-201600	Crimped	20	32,0	1 1/4"	16	1 7/16-12	47,2	41,0	41,0
1201807	H1422411-202000	Crimped	20	32,0	1 1/4"	20	1 11/16-12	47,2	46,0	50,0
1216956	H1422411-242400	Crimped	24	38,0	1 1/2"	24	2-12	52,0	50,0	60,0

// H1422441

45° ORFS Female

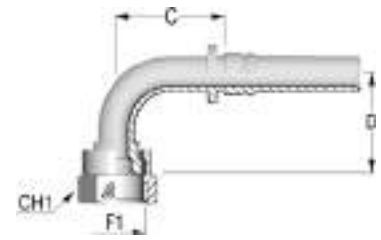
DK ORFS 45

Solid one piece



Item Code	Product Code	Nut Type	ID (Dash)	ID (mm)	ID (in)	F1 Dash	F1	C (mm)	D Drop (mm)	CH1 (mm)
1202108	H1422441-121200	Crimped	12	19,0	3/4"	12	1 3/16-12	77,7	26,0	36,0
1202109	H1422441-121600	Crimped	12	19,0	3/4"	16	1 7/16-12	68,4	28,0	41,0
1202110	H1422441-161600	Crimped	16	25,0	1"	16	1 7/16-12	114,0	28,0	41,0
1202111	H1422441-162000	Crimped	16	25,0	1"	20	1 11/16-12	83,4	28,0	50,0
1202112	H1422441-202000	Crimped	20	32,0	1 1/4"	20	1 11/16-12	100,7	33,0	50,0

// H1422491
90° ORFS Female
DK ORFS 90
Solid one piece

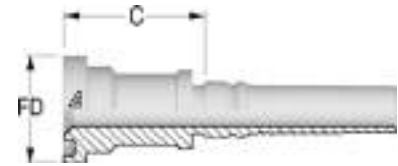


Item Code	Product Code	Nut Type	ID (Dash)	ID (mm)	ID (in)	F1 Dash	F1	C (mm)	D Drop (mm)	CH1 (mm)
1203123	H1422491-101200	Crimped	10	16,0	5/8"	12	1 3/16-12	48,1	58,0	36,0
1202117	H1422491-121200	Crimped	12	19,0	3/4"	12	1 3/16-12	64,2	58,0	36,0
1202116	H1422491-121600	Crimped	12	19,0	3/4"	16	1 7/16-12	66,2	58,0	41,0
1202115	H1422491-161600	Crimped	16	25,0	1"	16	1 7/16-12	75,2	66,0	41,0
1202114	H1422491-162000	Crimped	16	25,0	1"	20	1 11/16-12	73,2	66,0	50,0
1202113	H1422491-202000	Crimped	20	32,0	1 1/4"	20	1 11/16-12	91,7	81,0	50,0

// SAE FLANGES

// H1443310

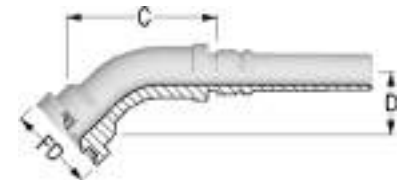
Flange SAE 3000 psi J518 Code 61
SFL



Item Code	Product Code	ID (Dash)	ID (mm)	ID (in)	F1 Dash	F1	C (mm)	FD (mm)	WP (psi)
1200233	H1443310-161600	16	25,0	1"	16	1	49,0	44,5	5000
1200234	H1443310-162000	16	25,0	1"	20	1 1/4	51,5	50,8	4000
1200257	H1443310-202000	20	32,0	1 1/4"	20	1 1/4	52,7	50,8	4000
1200256	H1443310-202400	20	32,0	1 1/4"	24	1 1/2	55,7	60,3	3000
1200276	H1443310-242400	24	38,0	1 1/2"	24	1 1/2	56,0	60,3	3000
1200277	H1443310-243200	24	38,0	1 1/2"	32	2	67,5	71,4	3000
1200287	H1443310-323200	32	51,0	2"	32	2	69,0	71,4	3000

// H1443340

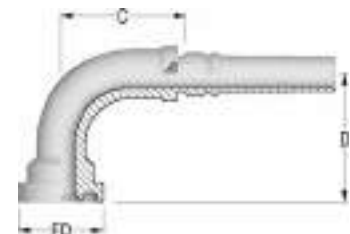
45° Flange SAE 3000 psi J518 Code 61
SFL 45
Solid one piece



Item Code	Product Code	ID (Dash)	ID (mm)	ID (in)	F1 Dash	F1	FD (mm)	C (mm)	D Drop (mm)	WP (psi)
1200230	H1443340-162000	16	25,0	1"	20	1 1/4	50,8	95,6	30,0	4000
1200253	H1443340-202000	20	32,0	1 1/4"	20	1 1/4	50,8	100,9	32,5	4000
1200252	H1443340-202400	20	32,0	1 1/4"	24	1 1/2	60,3	92,8	40,0	3000
1200272	H1443340-242400	24	38,0	1 1/2"	24	1 1/2	60,3	103,7	43,0	3000
1200273	H1443340-243200	24	38,0	1 1/2"	32	2	71,4	132,7	56,5	3000
1200285	H1443340-323200	32	51,0	2"	32	2	71,4	138,1	54,0	3000

// H1443390

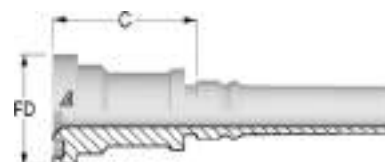
90° Flange SAE 3000 psi J518 Code 61
SFL 90
Solid one piece



Item Code	Product Code	ID (Dash)	ID (mm)	ID (in)	F1 Dash	F1	FD (mm)	C (mm)	D Drop (mm)	WP (psi)
1200231	H1443390-161600	16	25,0	1"	16	1	44,5	72,2	64,0	5000
1200232	H1443390-162000	16	25,0	1"	20	1 1/4	50,8	70,2	69,0	4000
1200255	H1443390-202000	20	32,0	1 1/4"	20	1 1/4	50,8	86,2	81,0	4000
1200254	H1443390-202400	20	32,0	1 1/4"	24	1 1/2	60,3	81,2	85,0	3000
1200274	H1443390-242400	24	38,0	1 1/2"	24	1 1/2	60,3	95,5	93,0	3000
1200275	H1443390-243200	24	38,0	1 1/2"	32	2	71,4	130,3	97,0	3000
1200286	H1443390-323200	32	51,0	2"	32	2	71,4	134,4	130,0	3000

// H1443610

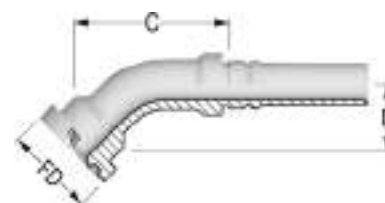
Flange SAE 6000 psi J518 Code 62
SFS



Item Code	Product Code	ID (Dash)	ID (mm)	ID (in)	F1 Dash	F1	C (mm)	FD (mm)	WP (psi)
1200199	H1443610-121200	12	19,0	3/4"	12	3/4	50,0	41,3	6000
1200198	H1443610-121600	12	19,0	3/4"	16	1	53,0	47,6	6000
1201218	H1443610-161200	16	25,0	1"	12	3/4	51,0	41,3	6000
1200224	H1443610-161600	16	25,0	1"	16	1	54,0	47,6	6000
1200225	H1443610-162000	16	25,0	1"	20	1 1/4	61,0	54,0	6000
1201556	H1443610-201600	20	32,0	1 1/4"	16	1	80,2	47,6	6000
1200246	H1443610-202000	20	32,0	1 1/4"	20	1 1/4	62,2	54,0	6000
1200245	H1443610-202400	20	32,0	1 1/4"	24	1 1/2	68,2	63,5	6000
1200270	H1443610-242000	24	38,0	1 1/2"	20	1 1/4	62,5	54,0	6000
1200268	H1443610-242400	24	38,0	1 1/2"	24	1 1/2	68,5	63,5	6000
1200271	H1443610-243200	24	38,0	1 1/2"	32	2	80,5	79,4	6000
1200284	H1443610-323200	32	51,0	2"	32	2	87,0	79,4	6000

// H1443640

45° Flange SAE 6000 psi J518 Code 62
SFS 45
Solid one piece



Item Code	Product Code	ID (Dash)	ID (mm)	ID (in)	F1 Dash	F1	FD (mm)	C (mm)	D Drop (mm)	WP (psi)
1200195	H1443640-121200	12	19,0	3/4"	12	3/4	41,3	72,1	30,0	6000
1200194	H1443640-121600	12	19,0	3/4"	16	1	47,6	76,8	33,0	6000
1202890	H1443640-161200	16	25,0	1"	12	3/4	41,3	80,3	29,5	6000
1200220	H1443640-161600	16	25,0	1"	16	1	47,6	94,8	35,0	6000
1200221	H1443640-162000	16	25,0	1"	20	1 1/4	54,0	105,3	44,0	6000
1201557	H1443640-201600	20	32,0	1 1/4"	16	1	47,6	104,7	34,5	6000
1200242	H1443640-202000	20	32,0	1 1/4"	20	1 1/4	54,0	102,0	39,5	6000
1200241	H1443640-202400	20	32,0	1 1/4"	24	1 1/2	63,5	111,7	48,0	6000
1200264	H1443640-242400	24	38,0	1 1/2"	24	1 1/2	63,5	136,3	48,0	6000
1200265	H1443640-243200	24	38,0	1 1/2"	32	2	79,4	129,1	55,0	6000
1200282	H1443640-323200	32	51,0	2"	32	2	79,4	160,6	63,0	6000

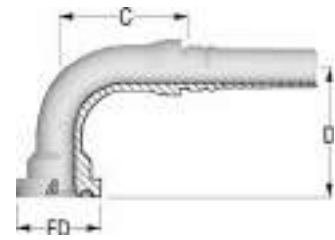
REV.2.1

// H1443690

90° Flange SAE 6000 psi J518 Code 62

SFS 90

Solid one piece



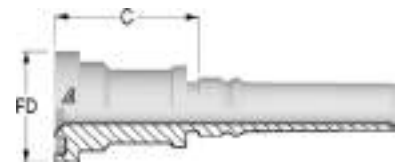
Item Code	Product Code	ID (Dash)	ID (mm)	ID (in)	F1 Dash	F1	FD (mm)	C (mm)	D Drop (mm)	WP (psi)
1200197	H1443690-121200	12	19,0	3/4"	12	3/4	41,3	61,2	64,0	6000
1200196	H1443690-121600	12	19,0	3/4"	16	1	47,6	61,2	66,0	6000
1202811	H1443690-161200	16	25,0	1"	12	3/4	41,3	70,2	61,0	6000
1200222	H1443690-161600	16	25,0	1"	16	1	47,6	70,4	74,0	6000
1200223	H1443690-162000	16	25,0	1"	20	1 1/4	54,0	77,2	80,0	6000
1200244	H1443690-202000	20	32,0	1 1/4"	20	1 1/4	54,0	88,2	91,0	6000
1200243	H1443690-202400	20	32,0	1 1/4"	24	1 1/2	63,5	92,9	103,5	6000
1200266	H1443690-242400	24	38,0	1 1/2"	24	1 1/2	63,5	106,3	109,0	6000
1200267	H1443690-243200	24	38,0	1 1/2"	32	2	79,4	106,5	121,5	6000
1200283	H1443690-323200	32	51,0	2"	32	2	79,4	146,0	145,0	6000

// H1T43610

Flange SAE 6000 psi J518 Code 62

SFS

Special version



Item Code	Product Code	ID (Dash)	ID (mm)	ID (in)	F1 Dash	F1	C (mm)	FD (mm)	WP (psi)
1223166	H1T43610-322400	32	51,0	2"	24	1 1/2	106,0	63,5	6000
1223388	H1T43610-323200	32	51,0	2"	32	2	104,0	79,4	6000
1235395	H1T43610-404000	40	63,0	2 1/2"	40	2 1/2	124,3	108,0	6000

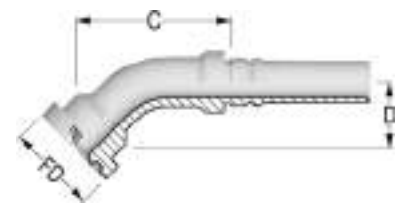
// H1T43640

45° Flange SAE 6000 psi J518 Code 62

SFS 45

Solid one piece

Special version



Item Code	Product Code	ID (Dash)	ID (mm)	ID (in)	F1 Dash	F1	FD (mm)	C (mm)	D Drop (mm)	WP (psi)
1223389	H1T43640-323200	32	51,0	2"	32	2	79,4	141,0	63,0	6000

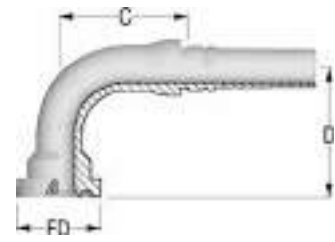
// H1T43690

90° Flange SAE 6000 psi J518 Code 62

SFS 90

Solid one piece

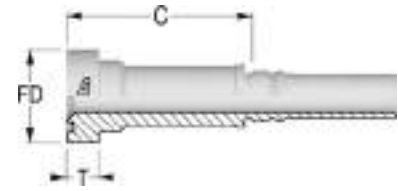
Special version



Item Code	Product Code	ID (Dash)	ID (mm)	ID (in)	F1 Dash	F1	FD (mm)	C (mm)	D Drop (mm)	WP (psi)
1223168	H1T43690-322400	32	51,0	2"	24	1 1/2	63,5	134,0	112,0	6000
1228051	H1T43690-323200	32	51,0	2"	32	2	79,4	132,0	145,0	6000

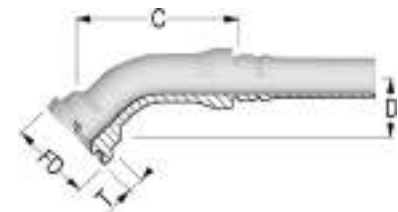
// SUPERCAT FLANGES

// H1443910 Flange SUPERCAT



Item Code	Product Code	ID (Dash)	ID (mm)	ID (in)	F1 Dash	F1	FD (mm)	T (mm)	C (mm)
1202219	H1443910-121200	12	19,0	3/4"	12	3/4	41,3	14,3	82,0
1202388	H1443910-121600	12	19,0	3/4"	16	1	47,6	14,3	82,0
1202389	H1443910-161600	16	25,0	1"	16	1	47,6	14,3	90,0
1202390	H1443910-162000	16	25,0	1"	20	1 1/4	54,0	14,3	90,0
1202391	H1443910-202000	20	32,0	1 1/4"	20	1 1/4	54,0	14,3	86,2
1202392	H1443910-202400	20	32,0	1 1/4"	24	1 1/2	63,5	14,3	83,2

// H1443940 45° Flange SUPERCAT Solid one piece



Item Code	Product Code	ID (Dash)	ID (mm)	ID (in)	F1 Dash	F1	FD (mm)	T (mm)	C (mm)	D Drop (mm)
1202398	H1443940-121200	12	19,0	3/4"	12	3/4	41,3	14,3	82,9	34,0
1202397	H1443940-121600	12	19,0	3/4"	16	1	47,6	14,3	87,4	34,0
1202396	H1443940-161600	16	25,0	1"	16	1	47,6	14,3	93,9	40,0
1202395	H1443940-162000	16	25,0	1"	20	1 1/4	54,0	14,3	95,4	40,0
1202394	H1443940-202000	20	32,0	1 1/4"	20	1 1/4	54,0	14,3	103,6	43,0
1202393	H1443940-202400	20	32,0	1 1/4"	24	1 1/2	63,5	14,3	110,1	49,5

// H1443990 90° Flange SUPERCAT Solid one piece



Item Code	Product Code	ID (Dash)	ID (mm)	ID (in)	F1 Dash	F1	FD (mm)	T (mm)	C (mm)	D Drop (mm)
1202399	H1443990-121200	12	19,0	3/4"	12	3/4	41,3	14,3	63,7	67,0
1202400	H1443990-121600	12	19,0	3/4"	16	1	47,6	14,3	65,2	70,0
1202401	H1443990-161600	16	25,0	1"	16	1	47,6	14,3	80,4	79,0
1202402	H1443990-162000	16	25,0	1"	20	1 1/4	54,0	14,3	75,4	82,5
1202403	H1443990-202000	20	32,0	1 1/4"	20	1 1/4	54,0	14,3	89,2	93,0
1202404	H1443990-202400	20	32,0	1 1/4"	24	1 1/2	63,5	14,3	91,4	101,0

// HAMMER UNION

// H1T13F13


Male Hammer Union Fig. 1502 Integral Fitting with Lug Nut
Special version



Item Code	Product Code	ID (Dash)	ID (mm)	ID (in)	C (mm)	L (mm)
1235624	H1T13F13-323200	32	51,0	2"	60,8	162,2

// H1T23F10

Female Hammer Union Fig. 1502 Integral Fitting with Rubber Ring
Special version



Item Code	Product Code	ID (Dash)	ID (mm)	ID (in)	C (mm)	L (mm)
1235623	H1T23F10-323200	32	51,0	2"	57,3	158,7



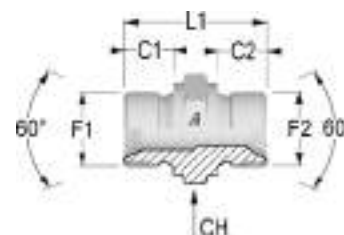
// BSP ADAPTERS

// MALE UNION.....	130	// METRIC.....	146
// MALE/FEMALE UNION.....	133	// NPTF.....	147
// FEMALE UNION.....	137	// FLANGES.....	148
// BULKHEAD.....	140	// PLUG.....	151
// BSPP-BSPT.....	142		

// MALE UNION

// R1A05M105M

Straight union BSP 60° Male

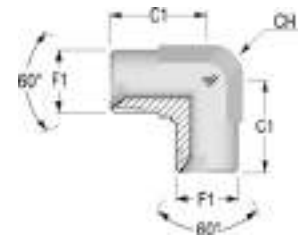


Item Code	Product Code	OD1	F1	F2	C1 (mm)	C2 (mm)	L1 (mm)	CH (mm)
1203778	R1A05M105M-0202	1/8"	1/8-28	1/8-28	8,0	8,0	25,0	14,0
1207670	R1A05M105M-0204	1/8"	1/8-28	1/4-19	8,0	11,0	27,5	19,0
1212029	R1A05M105M-0206	1/8"	1/8-28	3/8-19	8,0	12,0	30,0	22,0
1212030	R1A05M105M-0208	1/8"	1/8-28	1/2-14	8,0	14,0	33,0	27,0
1203775	R1A05M105M-0404	1/4"	1/4-19	1/4-19	11,0	11,0	31,0	19,0
1207671	R1A05M105M-0406	1/4"	1/4-19	3/8-19	11,0	12,0	33,5	22,0
1208335	R1A05M105M-0412	1/4"	1/4-19	3/4-14	11,0	16,0	39,5	32,0
1203798	R1A05M105M-0606	3/8"	3/8-19	3/8-19	12,0	12,0	35,0	22,0
1212031	R1A05M105M-0610	3/8"	3/8-19	5/8-14	12,0	16,0	40,5	30,0
1207701	R1A05M105M-0612	3/8"	3/8-19	3/4-14	12,0	16,0	41,0	32,0
1212032	R1A05M105M-0616	3/8"	3/8-19	1-11	12,0	18,0	46,0	41,0
1212033	R1A05M105M-0810	1/2"	1/2-14	5/8-14	14,0	16,0	43,0	30,0
1212034	R1A05M105M-0816	1/2"	1/2-14	1-11	14,0	18,0	48,0	41,0
1212035	R1A05M105M-0820	1/2"	1/2-14	1 1/4-11	14,0	20,0	52,0	50,0
1212036	R1A05M105M-0824	1/2"	1/2-14	1 1/2-11	14,0	22,0	56,0	55,0
1203803	R1A05M105M-1010	5/8"	5/8-14	5/8-14	16,0	16,0	45,0	30,0
1208252	R1A05M105M-1012	5/8"	5/8-14	3/4-14	16,0	16,0	45,5	32,0
1205572	R1A05M105M-1016	5/8"	5/8-14	1-11	16,0	18,0	50,0	41,0
1212037	R1A05M105M-1020	5/8"	5/8-14	1 1/4-11	16,0	20,0	54,0	50,0
1207675	R1A05M105M-1216	3/4"	3/4-14	1-11	16,0	18,0	50,0	41,0
1208293	R1A05M105M-1220	3/4"	3/4-14	1 1/4-11	16,0	20,0	54,0	50,0
1212038	R1A05M105M-1224	3/4"	3/4-14	1 1/2-11	16,0	22,0	58,0	55,0
1203747	R1A05M105M-1616	1"	1-11	1-11	18,0	18,0	52,0	41,0
1207676	R1A05M105M-1620	1"	1-11	1 1/4-11	18,0	20,0	56,0	50,0
1207677	R1A05M105M-1624	1"	1-11	1 1/2-11	18,0	22,0	60,0	55,0
1203757	R1A05M105M-2020	1"1/4	1 1/4-11	1 1/4-11	20,0	20,0	58,0	50,0
1208195	R1A05M105M-2024	1"1/4	1 1/4-11	1 1/2-11	20,0	22,0	62,0	55,0
1212040	R1A05M105M-2032	1"1/4	1 1/4-11	2-11	20,0	24,0	64,5	70,0
1203751	R1A05M105M-2424	1"1/2	1 1/2-11	1 1/2-11	22,0	22,0	64,0	55,0
1205940	R1A05M105M-2432	1"1/2	1 1/2-11	2-11	22,0	24,0	66,5	70,0
1203780	R1A05M105M-3232	2"	2-11	2-11	24,0	24,0	69,0	70,0

REV.2.1

// R1A05M905M

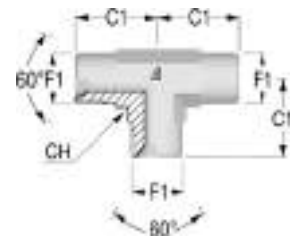
90° union BSP 60° Male



Item Code	Product Code	OD1	F1	C1 (mm)	CH (mm)
1207905	R1A05M905M-0202	1/8"	1/8-28	20,0	12,0
1207505	R1A05M905M-0404	1/4"	1/4-19	26,0	14,0
1206438	R1A05M905M-0606	3/8"	3/8-19	30,0	17,0
1207542	R1A05M905M-0808	1/2"	1/2-14	35,0	22,0
1212187	R1A05M905M-1010	5/8"	5/8-14	38,0	22,0
1203905	R1A05M905M-1212	3/4"	3/4-14	42,0	27,0
1208198	R1A05M905M-1616	1"	1-11	47,0	33,0
1208199	R1A05M905M-2020	1"1/4	1 1/4-11	52,0	41,0
1210968	R1A05M905M-2424	1"1/2	1 1/2-11	60,0	48,0

// R1A05MT05M

Branch Tee union BSP 60° Male



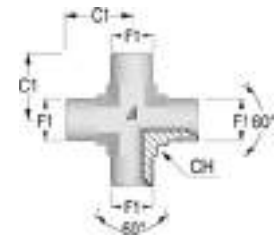
Item Code	Product Code	OD1	F1	C1 (mm)	CH (mm)
1211959	R1A05MT05M-0202	1/8"	1/8-28	20,0	12,0
1203955	R1A05MT05M-0404	1/4"	1/4-19	26,0	14,0
1203956	R1A05MT05M-0606	3/8"	3/8-19	30,0	17,0
1206940	R1A05MT05M-0808	1/2"	1/2-14	35,0	22,0
1211960	R1A05MT05M-1010	5/8"	5/8-14	38,0	22,0
1207236	R1A05MT05M-1212	3/4"	3/4-14	42,0	27,0
1206450	R1A05MT05M-1616	1"	1-11	47,0	33,0
1208144	R1A05MT05M-2020	1"1/4	1 1/4-11	52,0	41,0
1208145	R1A05MT05M-2424	1"1/2	1 1/2-11	60,0	48,0

131

ADAPTERS

// R1A05MX05M

Cross union BSP 60° Male



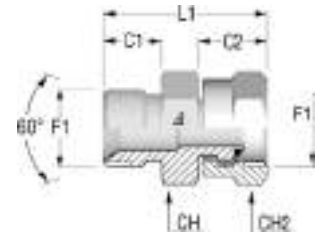
Item Code	Product Code	OD1	F1	C1 (mm)	CH (mm)
1212021	R1A05MX05M-0202	1/8"	1/8-28	20,0	12,0
1212022	R1A05MX05M-0404	1/4"	1/4-19	26,0	14,0
1212023	R1A05MX05M-0606	3/8"	3/8-19	30,0	17,0
1206941	R1A05MX05M-0808	1/2"	1/2-14	35,0	22,0
1212024	R1A05MX05M-1010	5/8"	5/8-14	38,0	22,0
1212025	R1A05MX05M-1212	3/4"	3/4-14	42,0	27,0
1212026	R1A05MX05M-1616	1"	1-11	47,0	33,0
1212027	R1A05MX05M-2020	1"1/4	1 1/4-11	52,0	41,0
1212028	R1A05MX05M-2424	1"1/2	1 1/2-11	60,0	48,0

REV.2.1

// MALE/FEMALE UNION

// R1A05M1051

Straight union BSP 60° Male - Female



Item Code	Product Code	OD1	F1	C1 (mm)	C2 (mm)	L1 (mm)	CH (mm)	CH2 (mm)
1216217	R1A05M1051-0202	1/8"	1/8-28	9,5	13,0	29,0	14,0	14,0
1207697	R1A05M1051-0404	1/4"	1/4-19	13,0	15,5	33,5	19,0	19,0
1207698	R1A05M1051-0606	3/8"	3/8-19	14,5	17,7	38,7	22,0	22,0
1207699	R1A05M1051-0808	1/2"	1/2-14	17,0	19,0	43,0	27,0	27,0
1207700	R1A05M1051-1212	3/4"	3/4-14	19,0	22,0	50,0	32,0	32,0
1207686	R1A05M1051-1616	1"	1-11	21,0	25,5	59,5	41,0	38,0
1207783	R1A05M1052-2020	1"1/4	1 1/4-11	20,0	31,1	69,1	50,0	50,0
1207784	R1A05M1052-2424	1"1/2	1 1/2-11	22,0	35,0	75,0	55,0	55,0

// R1A05M4051

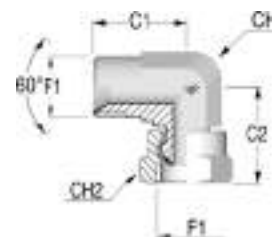
45° union BSP 60° Male - Female



Item Code	Product Code	OD1	F1	C1 (mm)	C2 (mm)	CH (mm)	CH2 (mm)
1212126	R1A05M4051-0202	1/8"	1/8-28	16,0	20,5	12,0	14,0
1212145	R1A05M4051-0404	1/4"	1/4-19	21,0	25,5	14,0	19,0
1212146	R1A05M4051-0606	3/8"	3/8-19	24,0	31,2	17,0	22,0
1207907	R1A05M4051-0808	1/2"	1/2-14	27,0	35,5	22,0	27,0
1207786	R1A05M4051-1212	3/4"	3/4-14	32,0	39,0	27,0	32,0
1210963	R1A05M4051-1616	1"	1-11	35,0	42,5	33,0	38,0
1212148	R1A05M4052-2020	1"1/4	1 1/4-11	37,0	44,1	41,0	50,0
1212149	R1A05M4082-2424	1"1/2	1 1/2-11	46,0	59,2	48,0	55,0

// R1A05M9051

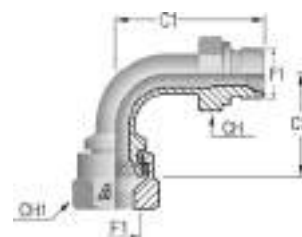
90° union BSP 60° Male - Female



Item Code	Product Code	OD1	F1	C1 (mm)	C2 (mm)	CH (mm)	CH2 (mm)
1218490	R1A05M9051-0202	1/8"	1/8-28	22,0	26,5	12,0	14,0
1207702	R1A05M9051-0404	1/4"	1/4-19	26,0	30,5	14,0	19,0
1207703	R1A05M9051-0606	3/8"	3/8-19	30,0	36,2	17,0	22,0
1207704	R1A05M9051-0808	1/2"	1/2-14	35,0	41,5	22,0	27,0
1212219	R1A05M9051-1010	5/8"	5/8-14	38,0	47,7	22,0	27,0
1207946	R1A05M9051-1212	3/4"	3/4-14	42,0	51,0	27,0	32,0
1207947	R1A05M9051-1616	1"	1-11	47,0	54,5	33,0	38,0
1207948	R1A05M9052-2020	1 1/4"	1 1/4-11	52,0	59,1	41,0	50,0
1208137	R1A05M9052-2424	1 1/2"	1 1/2-11	60,0	73,2	48,0	55,0

// R1A05M90WB

90° union BSP 60° Male - Female Tube

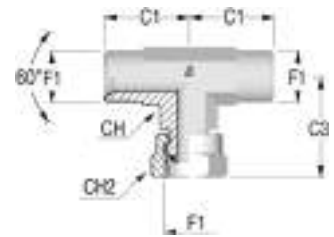


Item Code	Product Code	ID (Dash)	F1	C1 (mm)	C2 (mm)	CH (mm)	CH1 (mm)
1217506	R1A05M9051-0404_WB	4	1/4-19	33,5	31,0	19,0	19,0
1217507	R1A05M9051-0606_WB	6	3/8-19	40,0	36,0	22,0	22,0
1217508	R1A05M9051-0808_WB	8	1/2-14	49,0	43,0	27,0	27,0
1217509	R1A05M9051-1212_WB	12	3/4-14	63,0	55,0	32,0	32,0
1217510	R1A05M9051-1616_WB	16	1-11	75,0	73,0	38,0	38,0
1217511	R1A05M9051-2020_WB	20	1 1/4-11	89,0	77,0	50,0	50,0
1222400	R1A05M9051-2424_WB	24	1 1/2-11	101,0	91,0	55,0	55,0

REV.2.1

// R1A05MT051

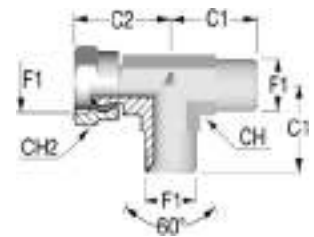
Branch Tee union BSP 60° Male - Female



Item Code	Product Code	OD1	F1	C1 (mm)	C3 (mm)	CH (mm)	CH2 (mm)
1211970	R1A05MT051-0202	1/8"	1/8-28	22,0	27,0	12,0	14,0
1207705	R1A05MT051-0404	1/4"	1/4-19	26,0	30,5	14,0	19,0
1207706	R1A05MT051-0606	3/8"	3/8-19	30,0	36,2	17,0	22,0
1207707	R1A05MT051-0808	1/2"	1/2-14	35,0	41,5	22,0	27,0
1207708	R1A05MT051-1212	3/4"	3/4-14	42,0	51,0	27,0	32,0
1207709	R1A05MT051-1616	1"	1-11	47,0	54,5	33,0	38,0
1211983	R1A05MT052-2424	1*1/2	1 1/2-11	60,0	73,2	48,0	55,0
1211982	R1A05MT082-1010	5/8"	5/8-14	38,0	47,7	22,0	27,0
1210950	R1A05MT082-2020	1*1/4	1 1/4-11	52,0	59,1	41,0	50,0

// R1A05ML051

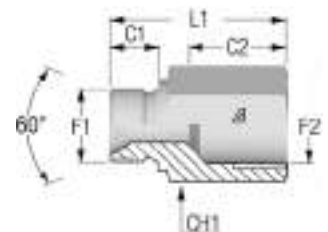
Run Tee union BSP 60° Male - Female



Item Code	Product Code	OD1	F1	C1 (mm)	C2 (mm)	CH (mm)	CH2 (mm)
1211908	R1A05ML051-0202	1/8"	1/8-28	22,0	26,5	12,0	14,0
1207787	R1A05ML051-0404	1/4"	1/4-19	26,0	30,5	14,0	19,0
1207788	R1A05ML051-0606	3/8"	3/8-19	30,0	36,2	17,0	22,0
1207789	R1A05ML051-0808	1/2"	1/2-14	35,0	41,5	22,0	27,0
1207790	R1A05ML051-1212	3/4"	3/4-14	42,0	51,0	27,0	32,0
1207791	R1A05ML051-1616	1"	1-11	47,0	54,5	33,0	38,0
1210946	R1A05ML052-2020	1*1/4	1 1/4-11	52,0	59,1	41,0	50,0
1211921	R1A05ML052-2424	1*1/2	1 1/2-11	60,0	73,2	48,0	55,0

// R1A05M106A

**Straight union
BSP 60° Male - Solid Female**



Item Code	Product Code	OD1	F1	F2	C1 (mm)	C2 (mm)	L1 (mm)	CH1 (mm)
1217430	R1A05M106A-0202	1/8"	1/8-28	1/8-28	10,2	11,4	27,0	14,0
1217431	R1A05M106A-0204	1/8"	1/8-28	1/4-19	10,2	11,4	28,0	19,0
1217432	R1A05M106A-0402	1/4"	1/4-19	1/8-28	11,0	10,5	24,0	19,0
1217433	R1A05M106A-0404	1/4"	1/4-19	1/4-19	11,0	11,4	30,0	19,0

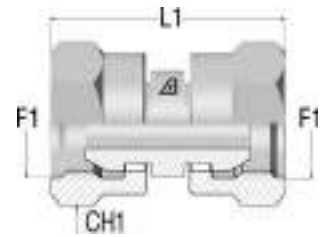
Item Code	Product Code	OD1	F1	F2	C1 (mm)	C2 (mm)	L1 (mm)	CH1 (mm)
1217434	R1A05M106A-0406	1/4"	1/4-19	3/8-19	11,0	14,0	34,0	22,0
1217435	R1A05M106A-0408	1/4"	1/4-19	1/2-14	11,0	16,5	36,0	27,0
1217436	R1A05M106A-0602	3/8"	3/8-19	1/8-28	12,7	10,5	20,0	22,0
1217437	R1A05M106A-0604	3/8"	3/8-19	1/4-19	12,7	11,0	28,0	22,0
1217438	R1A05M106A-0606	3/8"	3/8-19	3/8-19	12,7	14,0	34,0	22,0
1217439	R1A05M106A-0608	3/8"	3/8-19	1/2-14	12,7	16,5	38,6	27,0
1217441	R1A05M106A-0804	1/2"	1/2-14	1/4-19	15,2	11,0	24,0	27,0
1217442	R1A05M106A-0806	1/2"	1/2-14	3/8-19	15,2	12,7	32,0	27,0
1217443	R1A05M106A-0808	1/2"	1/2-14	1/2-14	15,2	16,5	42,0	27,0
1217444	R1A05M106A-0810	1/2"	1/2-14	5/8-14	15,2	17,0	40,0	30,0
1217445	R1A05M106A-0812	1/2"	1/2-14	3/4-14	15,2	17,0	42,0	32,0
1217446	R1A05M106A-0816	1/2"	1/2-14	1-11	15,2	19,1	42,0	41,0
1217447	R1A05M106A-1008	5/8"	5/8-14	1/2-14	16,0	16,7	36,0	30,0
1221604	R1A05M106A-1010	5/8"	5/8-14	5/8-14	16,0	17,0	40,0	30,0
1217448	R1A05M106A-1012	5/8"	5/8-14	3/4-14	16,0	17,0	46,0	32,0
1217449	R1A05M106A-1206	3/4"	3/4-14	3/8-19	17,0	12,7	28,0	32,0
1217450	R1A05M106A-1208	3/4"	3/4-14	1/2-14	17,0	16,0	35,0	32,0
1221573	R1A05M106A-1210	3/4"	3/4-14	5/8-14	17,0	17,0	40,0	32,0
1217451	R1A05M106A-1212	3/4"	3/4-14	3/4-14	17,0	17,0	41,0	32,0
1217452	R1A05M106A-1216	3/4"	3/4-14	1-11	17,0	20,3	49,0	41,0
1217453	R1A05M106A-1608	1"	1-11	1/2-14	19,5	16,0	32,0	41,0
1217454	R1A05M106A-1612	1"	1-11	3/4-14	19,1	19,1	43,0	41,0
1217456	R1A05M106A-1620	1"	1-11	1 1/4-11	19,1	51,6	50,0	50,0
1217457	R1A05M106A-2012	1"1/4	1 1/4-11	3/4-14	20,3	17,0	33,0	50,0
1217458	R1A05M106A-2016	1"1/4	1 1/4-11	1-11	20,3	19,0	39,0	50,0
1217459	R1A05M106A-2020	1"1/4	1 1/4-11	1 1/4-11	20,3	21,6	50,0	50,0
1217460	R1A05M106A-2024	1"1/4	1 1/4-11	1 1/2-11	20,3	24,1	55,0	55,0
1217461	R1A05M106A-2416	1"1/2	1 1/2-11	1-11	22,9	19,0	35,0	55,0
1217462	R1A05M106A-2420	1"1/2	1 1/2-11	1 1/4-11	22,9	21,6	55,0	55,0
1217463	R1A05M106A-2424	1"1/2	1 1/2-11	1 1/2-11	22,9	24,1	55,0	55,0
1217464	R1A05M106A-2432	1"1/2	1 1/2-11	2-11	22,9	26,0	59,0	70,0
1217465	R1A05M106A-3220	2"	2-11	1 1/4-11	26,0	21,0	40,0	70,0
1217466	R1A05M106A-3224	2"	2-11	1 1/2-11	26,0	23,0	40,0	70,0
1217467	R1A05M106A-3232	2"	2-11	2-11	26,0	26,0	62,0	70,0

REV.2.1

// FEMALE UNION

// R1A0511051

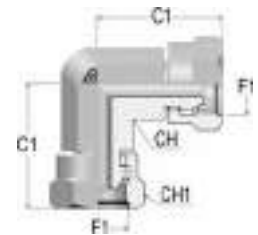
Straight union BSP 60° Female



Item Code	Product Code	OD1	F1	L1 (mm)	CH1 (mm)
1205935	R1A0511051-0404	1/4"	1/4-19	36,0	19,0
1205934	R1A0511051-0606	3/8"	3/8-19	38,9	22,0
1205936	R1A0511051-0808	1/2"	1/2-14	44,5	27,0
1207901	R1A0511051-1212	3/4"	3/4-14	49,5	32,0
1203738	R1A0511051-1616	1"	1-11	56,0	38,0

// R1A0519051

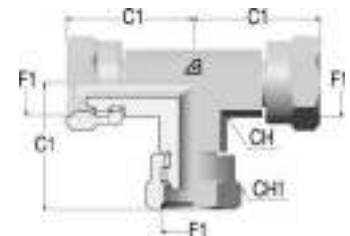
90° union BSP 60° Female



Item Code	Product Code	OD1	F1	C1 (mm)	CH (mm)	CH1 (mm)
1224079	R1A0519051-0404	1/4"	1/4-19	30,5	14,0	19,0
1224080	R1A0519051-0606	3/8"	3/8-19	36,2	17,0	22,0
1208320	R1A0519051-0808	1/2"	1/2-14	41,5	22,0	27,0
1224081	R1A0519051-1212	3/4"	3/4-14	51,0	27,0	32,0
1224082	R1A0519051-1616	1"	1-11	54,5	33,0	38,0

// R1A051T051

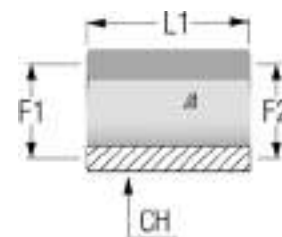
Branch Tee union BSP 60° Female



Item Code	Product Code	OD1	F1	C1 (mm)	CH (mm)	CH1 (mm)
1218501	R1A051T051-0404	1/4"	1/4-19	30,5	14,0	19,0
1218502	R1A051T051-0606	3/8"	3/8-19	36,2	17,0	22,0
1218503	R1A051T051-0808	1/2"	1/2-14	41,5	22,0	27,0
1206665	R1A051T051-1212	3/4"	3/4-14	51,0	27,0	32,0
1218505	R1A051T051-1616	1"	1-11	54,5	33,0	38,0

// R1A06A106A

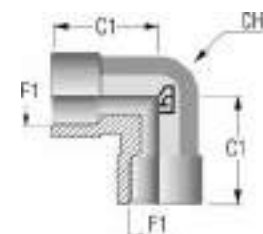
Straight union BSP Fixed Female



Item Code	Product Code	OD1	F1	F2	L1 (mm)	CH (mm)
1217408	R1A06A106A-0202	1/8"	1/8-28	1/8-28	23,1	14,0
1217409	R1A06A106A-0204	1/8"	1/8-28	1/4-19	23,1	19,0
1217410	R1A06A106A-0206	1/8"	1/8-28	3/8-19	27,9	22,0
1217411	R1A06A106A-0404	1/4"	1/4-19	1/4-19	27,0	19,0
1217412	R1A06A106A-0406	1/4"	1/4-19	3/8-19	27,9	22,0
1217413	R1A06A106A-0408	1/4"	1/4-19	1/2-14	31,8	27,0
1217414	R1A06A106A-0606	3/8"	3/8-19	3/8-19	29,5	22,0
1217415	R1A06A106A-0608	3/8"	3/8-19	1/2-14	32,0	27,0
1217416	R1A06A106A-0612	3/8"	3/8-19	3/4-14	35,6	32,0
1217417	R1A06A106A-0808	1/2"	1/2-14	1/2-14	32,0	27,0
1217418	R1A06A106A-0810	1/2"	1/2-14	5/8-14	38,1	30,0
1217419	R1A06A106A-0812	1/2"	1/2-14	3/4-14	40,6	32,0
1217420	R1A06A106A-1010	5/8"	5/8-14	5/8-14	38,7	30,0
1217421	R1A06A106A-1212	3/4"	3/4-14	3/4-14	40,6	32,0
1217422	R1A06A106A-1216	3/4"	3/4-14	1-11	41,9	41,0
1217423	R1A06A106A-1616	1"	1-11	1-11	42,2	41,0
1217424	R1A06A106A-1620	1"	1-11	1 1/4-11	45,7	50,0
1217425	R1A06A106A-2020	1 1/4"	1 1/4-11	1 1/4-11	48,3	50,0
1217426	R1A06A106A-2024	1 1/4"	1 1/4-11	1 1/2-11	50,8	55,0
1217427	R1A06A106A-2424	1 1/2"	1 1/2-11	1 1/2-11	50,8	55,0
1217428	R1A06A106A-2432	1 1/2"	1 1/2-11	2-11	54,3	70,0
1217429	R1A06A106A-3232	2"	2-11	2-11	55,3	70,0

// R1A06A906A

90° union BSP 60° Soild Female

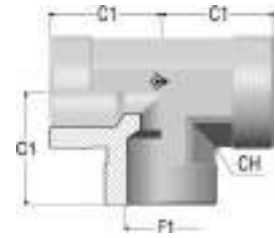


Item Code	Product Code	OD1	F1	C1 (mm)	CH (mm)
1218766	R1A06A906A-0404	1/4"	1/4-19	17,0	14,0
1218768	R1A06A906A-0606	3/8"	3/8-19	22,0	19,0
1221512	R1A06A906A-0808	1/2"	1/2-14	31,0	27,0
1221562	R1A06A906A-1212	3/4"	3/4-14	35,0	33,0
1218770	R1A06A906A-1616	1"	1-11	44,0	41,0

REV.2.1

// R1A06AT06A

Branch Tee union BSP Fixed Female

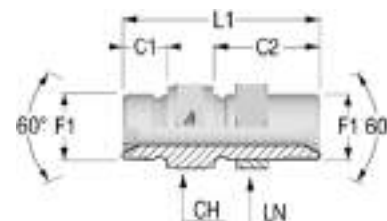


Item Code	Product Code	OD1	F1	C1 (mm)	CH (mm)
1218771	R1A06AT06A-0202	1/8"	1/8-28	17,0	14,0
1218772	R1A06AT06A-0404	1/4"	1/4-19	22,0	19,0
1218774	R1A06AT06A-0606	3/8"	3/8-19	26,0	22,0
1218776	R1A06AT06A-0808	1/2"	1/2-14	31,0	27,0
1218777	R1A06AT06A-1212	3/4"	3/4-14	35,0	33,0
1218778	R1A06AT06A-1616	1"	1-11	44,0	41,0
1242438	R1A06AT06A-2020	1"1/4	1 1/4-11	50,0	48,0

// BULKHEAD

// R1A05M105T

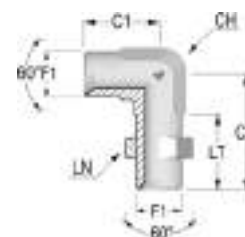
Straight union BSP 60° Bulkhead



Item Code	Product Code	OD1	F1	C1 (mm)	C2 (mm)	L1 (mm)	CH (mm)	LN (mm)
1212042	R1A05M105T-0202	1/8"	1/8-28	9,5	25,0	40,5	14,0	14,0
1207678	R1A05M105T-0404	1/4"	1/4-19	13,0	29,0	47,0	19,0	19,0
1207679	R1A05M105T-0606	3/8"	3/8-19	14,5	31,0	51,5	22,0	22,0
1207680	R1A05M105T-0808	1/2"	1/2-14	17,0	34,0	58,0	27,0	27,0
1207681	R1A05M105T-1010	5/8"	5/8-14	19,0	37,0	63,0	30,0	32,0
1207682	R1A05M105T-1212	3/4"	3/4-14	19,0	37,0	63,5	32,0	32,0
1207683	R1A05M105T-1616	1"	1-11	21,0	41,0	72,0	41,0	41,0
1207684	R1A05M105T-2020	1 1/4"	1 1/4-11	23,0	45,0	80,0	50,0	50,0
1210955	R1A05M105T-2424	1 1/2"	1 1/2-11	25,0	49,0	88,0	55,0	55,0

// R1A05M905T

90° elbow connector BSP 60° Bulkhead

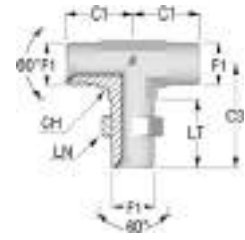


Item Code	Product Code	OD1	F1	C1 (mm)	C2 (mm)	LT (mm)	CH (mm)	LN (mm)
1212188	R1A05M905T-0202	1/8"	1/8-28	20,0	37,0	25,0	12,0	14,0
1210969	R1A05M905T-0404	1/4"	1/4-19	26,0	47,0	29,0	14,0	19,0
1210970	R1A05M905T-0606	3/8"	3/8-19	30,0	49,0	31,0	17,0	22,0
1210971	R1A05M905T-0808	1/2"	1/2-14	35,0	55,0	34,0	22,0	27,0
1212189	R1A05M905T-1010	5/8"	5/8-14	38,0	59,0	37,0	22,0	32,0
1210972	R1A05M905T-1212	3/4"	3/4-14	42,0	63,0	35,0	33,0	41,0
1210973	R1A05M905T-1616	1"	1-11	47,0	69,0	41,0	33,0	41,0
1210974	R1A05M905T-2020	1 1/4"	1 1/4-11	52,0	77,0	45,0	41,0	50,0
1210975	R1A05M905T-2424	1 1/2"	1 1/2-11	60,0	87,0	49,0	48,0	55,0

REV.2.1

// R1A05MT05T

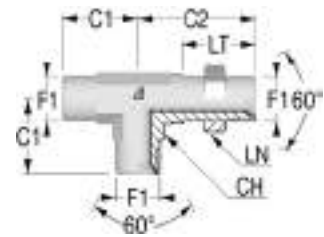
Branch Tee union BSP 60° Bulkhead



Item Code	Product Code	OD1	F1	C1 (mm)	C3 (mm)	LT (mm)	CH (mm)	LN (mm)
1211961	R1A05MT05T-0202	1/8"	1/8-28	20,0	37,0	25,0	12,0	14,0
1211962	R1A05MT05T-0404	1/4"	1/4-19	26,0	44,0	29,0	14,0	19,0
1211963	R1A05MT05T-0606	3/8"	3/8-19	27,0	49,0	31,0	17,0	22,0
1211964	R1A05MT05T-0808	1/2"	1/2-14	35,0	55,0	34,0	22,0	27,0
1211965	R1A05MT05T-1010	5/8"	5/8-14	38,0	59,0	37,0	22,0	32,0
1211966	R1A05MT05T-1212	3/4"	3/4-14	42,0	63,0	37,0	27,0	36,0
1211967	R1A05MT05T-1616	1"	1-11	47,0	69,0	41,0	33,0	41,0
1211968	R1A05MT05T-2020	1 1/4"	1 1/4-11	52,0	77,0	45,0	41,0	50,0
1211969	R1A05MT05T-2424	1 1/2"	1 1/2-11	60,0	87,0	49,0	48,0	55,0

// R1A05ML05T

Run Tee union BSP 60° Bulkhead



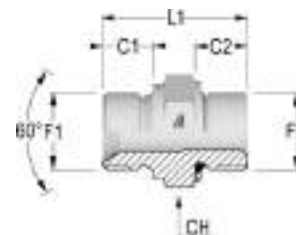
Item Code	Product Code	OD1	F1	C1 (mm)	C2 (mm)	LT (mm)	CH (mm)	LN (mm)
1211899	R1A05ML05T-0202	1/8"	1/8-28	20,0	37,0	25,0	12,0	14,0
1211900	R1A05ML05T-0404	1/4"	1/4-19	26,0	44,0	29,0	14,0	19,0
1211901	R1A05ML05T-0606	3/8"	3/8-19	27,0	49,0	31,0	17,0	22,0
1211902	R1A05ML05T-0808	1/2"	1/2-14	35,0	55,0	34,0	22,0	27,0
1211903	R1A05ML05T-1010	5/8"	5/8-14	38,0	59,0	37,0	22,0	32,0
1211904	R1A05ML05T-1212	3/4"	3/4-14	42,0	63,0	37,0	27,0	36,0
1211905	R1A05ML05T-1616	1"	1-11	47,0	69,0	41,0	33,0	41,0
1211906	R1A05ML05T-2020	1 1/4"	1 1/4-11	52,0	77,0	45,0	41,0	50,0
1211907	R1A05ML05T-2424	1 1/2"	1 1/2-11	60,0	87,0	49,0	48,0	55,0

// BSPP-BSPT

// R1A05M106N

Straight connector

BSP 60° Male - BSPP cylindric Male with O-Ring and retaining ring



Item Code	Product Code	OD1	F1	F2	C1 (mm)	C2 (mm)	L1 (mm)	CH (mm)
1212043	R1A05M106N-0202	1/8"	1/8-28	1/8-28	8,0	7,5	21,5	14,0
1212044	R1A05M106N-0204	1/8"	1/8-28	1/4-19	8,0	11,0	28,0	19,0
1212046	R1A05M106N-0406	1/4"	1/4-19	3/8-19	11,0	11,0	31,0	22,0
1212047	R1A05M106N-0604	3/8"	3/8-19	1/4-19	13,0	13,0	33,0	22,0
1212048	R1A05M106N-0606	3/8"	3/8-19	3/8-19	13,0	11,0	34,0	22,0
1212049	R1A05M106N-0608	3/8"	3/8-19	1/2-14	13,0	14,5	38,0	27,0
1212050	R1A05M106N-0806	1/2"	1/2-14	3/8-19	16,0	11,0	35,0	27,0
1212051	R1A05M106N-0808	1/2"	1/2-14	1/2-14	16,0	16,0	40,0	27,0
1212052	R1A05M106N-0812	1/2"	1/2-14	3/4-14	16,0	14,5	40,0	32,0
1212053	R1A05M106N-1008	5/8"	5/8-14	1/2-14	16,0	14,5	38,5	27,0
1236668	R1A05M106N-1208	3/4"	3/4-14	1/2-14	17,0	14,5	44,0	32,0
1212055	R1A05M106N-1212	3/4"	3/4-14	3/4-14	17,0	14,5	46,0	32,0
1212056	R1A05M106N-1216	3/4"	3/4-14	1-11	17,0	18,5	52,0	41,0
1212057	R1A05M106N-1612	1"	1-11	3/4-14	19,0	14,5	49,0	41,0
1212058	R1A05M106N-1616	1"	1-11	1-11	19,0	18,5	55,0	41,0
1212059	R1A05M106N-1620	1"	1-11	1 1/4-11	19,0	18,5	60,0	50,0
1212060	R1A05M106N-2020	1 1/4"	1 1/4-11	1 1/4-11	20,0	18,5	62,5	50,0
1212061	R1A05M106N-2424	1 1/2"	1 1/2-11	1 1/2-11	22,0	18,5	63,0	55,0

REV.2.1

// R1A05M406N

45° adjustable elbow connector

BSP 60° Male - BSPP cylindric Male with O-Ring and retaining ring

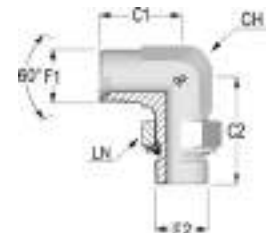


Item Code	Product Code	OD1	F1	F2	C1 (mm)	C2 (mm)	CH (mm)	LN (mm)
1212127	R1A05M406N-0202	1/8"	1/8-28	1/8-28	20,0	26,0	12,0	14,0
1212128	R1A05M406N-0204	1/8"	1/8-28	1/4-19	21,0	28,0	14,0	19,0
1210962	R1A05M406N-0404	1/4"	1/4-19	1/4-19	21,0	28,0	14,0	19,0
1212129	R1A05M406N-0406	1/4"	1/4-19	3/8-19	22,0	33,0	17,0	22,0
1212130	R1A05M406N-0604	3/8"	3/8-19	1/4-19	25,0	30,0	17,0	19,0
1212131	R1A05M406N-0606	3/8"	3/8-19	3/8-19	25,0	33,0	17,0	22,0
1212132	R1A05M406N-0608	3/8"	3/8-19	1/2-14	25,5	38,0	19,0	27,0
1212133	R1A05M406N-0806	1/2"	1/2-14	3/8-19	26,0	35,0	19,0	22,0
1212134	R1A05M406N-0808	1/2"	1/2-14	1/2-14	28,0	38,0	22,0	27,0
1212135	R1A05M406N-0810	1/2"	1/2-14	5/8-14	39,0	50,0	27,0	32,0
1212136	R1A05M406N-1008	5/8"	5/8-14	1/2-14	28,0	38,0	22,0	27,0
1212137	R1A05M406N-1208	3/4"	3/4-14	1/2-14	32,0	40,0	27,0	27,0
1212138	R1A05M406N-1212	3/4"	3/4-14	3/4-14	32,0	44,0	27,0	36,0
1212139	R1A05M406N-1216	3/4"	3/4-14	1-11	35,0	47,0	33,0	41,0
1212140	R1A05M406N-1612	1"	1-11	3/4-14	37,0	47,0	33,0	36,0
1212141	R1A05M406N-1616	1"	1-11	1-11	37,0	47,0	33,0	41,0
1212142	R1A05M406N-1620	1"	1-11	1 1/4-11	39,0	49,0	41,0	50,0
1212143	R1A05M406N-2020	1 1/4"	1 1/4-11	1 1/4-11	40,0	49,0	41,0	50,0
1212144	R1A05M406N-2424	1 1/2"	1 1/2-11	1 1/2-11	45,0	49,0	48,0	55,0

// R1A05M906N

90° adjustable elbow connector

BSP 60° Male - BSPP cylindric Male with O-Ring and retaining ring

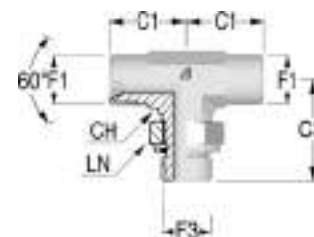


Item Code	Product Code	OD1	F1	F2	C1 (mm)	C2 (mm)	CH (mm)	LN (mm)
1212191	R1A05M906N-0202	1/8"	1/8-28	1/8-28	22,0	27,0	12,0	14,0
1212192	R1A05M906N-0204	1/8"	1/8-28	1/4-19	24,0	31,5	14,0	19,0
1208135	R1A05M906N-0404	1/4"	1/4-19	1/4-19	27,0	31,5	14,0	19,0
1212193	R1A05M906N-0406	1/4"	1/4-19	3/8-19	28,0	37,0	17,0	22,0
1212194	R1A05M906N-0604	3/8"	3/8-19	1/4-19	29,0	35,0	17,0	19,0
1207949	R1A05M906N-0606	3/8"	3/8-19	3/8-19	29,0	37,0	17,0	22,0
1212195	R1A05M906N-0608	3/8"	3/8-19	1/2-14	32,0	43,0	19,0	27,0
1212196	R1A05M906N-0806	1/2"	1/2-14	3/8-19	34,0	40,0	19,0	22,0
1207950	R1A05M906N-0808	1/2"	1/2-14	1/2-14	34,0	43,0	22,0	27,0
1212199	R1A05M906N-1208	3/4"	3/4-14	1/2-14	41,0	46,0	27,0	27,0
1208136	R1A05M906N-1212	3/4"	3/4-14	3/4-14	41,0	50,0	27,0	36,0
1212200	R1A05M906N-1216	3/4"	3/4-14	1-11	43,0	53,0	33,0	41,0
1212201	R1A05M906N-1612	1"	1-11	3/4-14	46,0	52,0	33,0	36,0
1210745	R1A05M906N-1616	1"	1-11	1-11	46,0	53,0	33,0	41,0
1212202	R1A05M906N-1620	1"	1-11	1 1/4-11	50,0	58,0	41,0	50,0
1210976	R1A05M906N-2020	1 1/4"	1 1/4-11	1 1/4-11	51,0	58,0	41,0	50,0
1210977	R1A05M906N-2424	1 1/2"	1 1/2-11	1 1/2-11	59,0	67,0	48,0	55,0

// R1A05MT06N

Branch Tee adjustable elbow connector

BSP 60° Male - BSPP cylindric Male with O-Ring and retaining ring

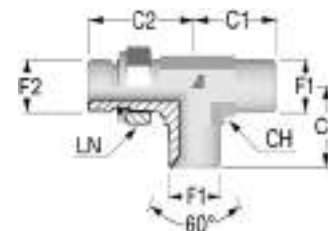


Item Code	Product Code	OD1	F1	F3	C1 (mm)	C3 (mm)	CH (mm)	LN (mm)
1211971	R1A05MT06N-0202	1/8"	1/8-28	1/8-28	22,0	27,0	12,0	14,0
1211972	R1A05MT06N-0204	1/8"	1/8-28	1/4-19	24,0	31,5	14,0	19,0
1208147	R1A05MT06N-0404	1/4"	1/4-19	1/4-19	27,0	31,5	14,0	19,0
1211973	R1A05MT06N-0406	1/4"	1/4-19	3/8-19	28,0	37,0	17,0	22,0
1211974	R1A05MT06N-0604	3/8"	3/8-19	1/4-19	29,0	35,0	17,0	19,0
1210749	R1A05MT06N-0606	3/8"	3/8-19	3/8-19	29,0	37,0	17,0	22,0
1211976	R1A05MT06N-0806	1/2"	1/2-14	3/8-19	34,0	40,0	19,0	22,0
1210713	R1A05MT06N-0808	1/2"	1/2-14	1/2-14	34,0	43,0	22,0	27,0
1211978	R1A05MT06N-1008	5/8"	5/8-14	1/2-14	37,0	43,0	22,0	27,0
1211979	R1A05MT06N-1208	3/4"	3/4-14	1/2-14	41,0	46,0	27,0	27,0
1210750	R1A05MT06N-1212	3/4"	3/4-14	3/4-14	41,0	50,0	27,0	36,0
1211980	R1A05MT06N-1216	3/4"	3/4-14	1-11	43,0	53,0	33,0	41,0
1211981	R1A05MT06N-1612	1"	1-11	3/4-14	46,0	52,0	33,0	36,0
1210947	R1A05MT06N-1616	1"	1-11	1-11	46,0	53,0	33,0	41,0
1207710	R1A05MT06N-1620	1"	1-11	1 1/4-11	50,0	58,0	41,0	50,0
1210948	R1A05MT06N-2020	1 1/4"	1 1/4-11	1 1/4-11	51,0	58,0	41,0	50,0
1210949	R1A05MT06N-2424	1 1/2"	1 1/2-11	1 1/2-11	59,0	67,0	48,0	55,0

// R1A05ML06N

Run Tee adjustable elbow connector

BSP 60° Male - BSPP cylindric Male with O-Ring and retaining ring



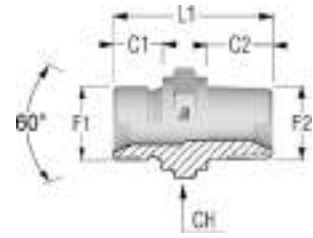
Item Code	Product Code	OD1	F1	F2	C1 (mm)	C2 (mm)	CH (mm)	LN (mm)
1211909	R1A05ML06N-0202	1/8"	1/8-28	1/8-28	22,0	27,0	12,0	14,0
1211910	R1A05ML06N-0204	1/8"	1/8-28	1/4-19	24,0	31,5	14,0	19,0
1210746	R1A05ML06N-0404	1/4"	1/4-19	1/4-19	27,0	31,5	14,0	19,0
1211911	R1A05ML06N-0406	1/4"	1/4-19	3/8-19	28,0	37,0	17,0	22,0
1211912	R1A05ML06N-0604	3/8"	3/8-19	1/4-19	29,0	35,0	17,0	19,0
1208140	R1A05ML06N-0606	3/8"	3/8-19	3/8-19	29,0	37,0	17,0	22,0
1211913	R1A05ML06N-0608	3/8"	3/8-19	1/2-14	32,0	43,0	19,0	27,0
1211914	R1A05ML06N-0806	1/2"	1/2-14	3/8-19	34,0	40,0	19,0	22,0
1208141	R1A05ML06N-0808	1/2"	1/2-14	1/2-14	34,0	43,0	22,0	27,0
1211915	R1A05ML06N-0810	1/2"	1/2-14	5/8-14	39,0	50,0	27,0	32,0
1211916	R1A05ML06N-1008	5/8"	5/8-14	1/2-14	37,0	43,0	22,0	27,0
1211917	R1A05ML06N-1208	3/4"	3/4-14	1/2-14	41,0	46,0	27,0	27,0
1210715	R1A05ML06N-1212	3/4"	3/4-14	3/4-14	41,0	50,0	27,0	36,0
1211918	R1A05ML06N-1216	3/4"	3/4-14	1-11	43,0	53,0	33,0	41,0
1211919	R1A05ML06N-1612	1"	1-11	3/4-14	46,0	52,0	33,0	36,0
1210942	R1A05ML06N-1616	1"	1-11	1-11	46,0	53,0	33,0	41,0
1210943	R1A05ML06N-1620	1"	1-11	1 1/4-11	50,0	58,0	41,0	50,0
1210944	R1A05ML06N-2020	1 1/4"	1 1/4-11	1 1/4-11	51,0	58,0	41,0	50,0
1210945	R1A05ML06N-2424	1 1/2"	1 1/2-11	1 1/2-11	59,0	67,0	48,0	55,0

REV.2.1

// R1A05M107M

Straight connector

BSP 60° Male - BSPT Male



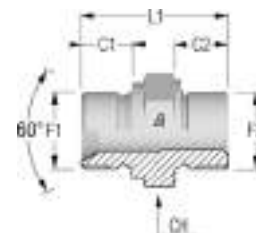
Item Code	Product Code	OD1	F1	F2	C1 (mm)	C2 (mm)	L1 (mm)	CH (mm)
1203777	R1A05M107M-0202	1/8"	1/8-28	1/8-28	10,2	11,2	26,9	14,0
1203772	R1A05M107M-0402	1/4"	1/4-19	1/8-28	10,2	11,2	29,2	19,0
1203771	R1A05M107M-0404	1/4"	1/4-19	1/4-19	11,0	16,2	34,5	19,0
1203773	R1A05M107M-0406	1/4"	1/4-19	3/8-19	11,0	17,3	36,2	19,0
1203795	R1A05M107M-0604	3/8"	3/8-19	1/4-19	12,7	16,5	36,6	22,0
1203796	R1A05M107M-0606	3/8"	3/8-19	3/8-19	12,7	17,3	37,3	22,0
1203794	R1A05M107M-0608	3/8"	3/8-19	1/2-14	12,7	21,6	43,8	22,0
1203764	R1A05M107M-0806	1/2"	1/2-14	3/8-19	15,2	17,3	45,2	27,0
1203761	R1A05M107M-0808	1/2"	1/2-14	1/2-14	15,2	21,6	47,3	27,0
1206207	R1A05M107M-0812	1/2"	1/2-14	3/4-14	15,2	22,1	49,8	27,0
1203785	R1A05M107M-1208	3/4"	3/4-14	1/2-14	17,0	21,6	51,3	32,0
1203786	R1A05M107M-1212	3/4"	3/4-14	3/4-14	17,0	22,1	51,8	32,0
1203746	R1A05M107M-1612	1"	1-11	3/4-14	19,1	22,1	53,8	41,0
1203745	R1A05M107M-1616	1"	1-11	1-11	19,1	27,9	59,3	41,0

// METRIC

// R1A05M152Q

Straight connector

BSP 60° Male - Metric Male



Item Code	Product Code	OD1	F1	F2	C1 (mm)	C2 (mm)	L1 (mm)	CH (mm)
1212110	R1A05M152Q-0412	1/4"	1/4-19	M12X1.5	11,0	11,0	31,0	19,0
1212112	R1A05M152Q-0416	1/4"	1/4-19	M16X1.5	11,0	12,7	34,0	22,0
1217519	R1A05M152Q-0418	1/4"	1/4-19	M18X1.5	11,0	12,7	33,5	22,0
1217517	R1A05M152Q-0612	3/8"	3/8-19	M12X1.5	12,7	11,0	34,2	22,0
1212115	R1A05M152Q-0618	3/8"	3/8-19	M18X1.5	12,7	12,7	35,7	22,0
1220715	R1A05M152Q-0620	3/8"	3/8-19	M20X1.5	12,7	15,2	41,1	27,0
1217521	R1A05M152Q-0622	3/8"	3/8-19	M22X1.5	12,7	15,2	41,8	27,0
1217518	R1A05M152Q-0816	1/2"	1/2-14	M16X1.5	15,2	12,7	41,2	27,0
1212118	R1A05M152Q-0822	1/2"	1/2-14	M22X1.5	15,2	15,2	44,3	27,0
1212120	R1A05M152Q-1222	3/4"	3/4-14	M22X1.5	17,0	15,2	49,0	32,0
1212121	R1A05M152Q-1226	3/4"	3/4-14	M26X1.5	17,0	16,0	49,6	32,0
1212122	R1A05M152Q-1227	3/4"	3/4-14	M27X2	17,0	16,0	48,6	32,0

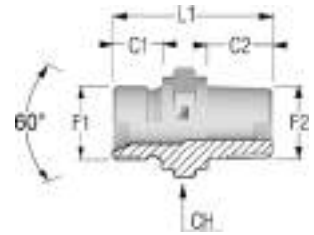
REV.2.1

// NPTF

// R1A05M128M

Straight connector

BSP 60° Male - NPT Male

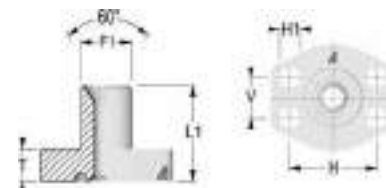


Item Code	Product Code	OD1	F1	F2	C1 (mm)	C2 (mm)	L1 (mm)	CH (mm)
1205999	R1A05M128M-0202	1/8"	1/8-28	1/8-27	10,2	9,7	26,2	14,0
1217480	R1A05M128M-0402	1/4"	1/4-19	1/8-27	11,0	9,7	28,8	19,0
1203769	R1A05M128M-0404	1/4"	1/4-19	1/4-18	11,0	14,5	32,0	19,0
1203770	R1A05M128M-0406	1/4"	1/4-19	3/8-18	11,0	14,2	33,0	19,0
1203791	R1A05M128M-0604	3/8"	3/8-19	1/4-18	12,7	14,2	31,8	22,0
1203793	R1A05M128M-0606	3/8"	3/8-19	3/8-18	12,7	14,2	35,3	22,0
1203790	R1A05M128M-0608	3/8"	3/8-19	1/2-14	12,7	19,1	39,8	22,0
1203758	R1A05M128M-0808	1/2"	1/2-14	1/2-14	15,2	19,1	44,5	27,0
1217483	R1A05M128M-1208	3/4"	3/4-14	1/2-14	17,0	19,1	48,7	32,0
1203782	R1A05M128M-1212	3/4"	3/4-14	3/4-14	17,0	19,1	48,0	32,0
1203781	R1A05M128M-1216	3/4"	3/4-14	1-11 1/2	17,0	23,9	53,0	38,0
1245130	R1A05M128M-1612	1"	1-11	3/4-14	19,1	19,1	54,1	41,0
1203743	R1A05M128M-1616	1"	1-11	1-11 1/2	19,1	23,9	55,6	41,0
1210672	R1A05M128M-1620	1"	1-11	1 1/4-11 1/2	19,1	24,6	59,9	50,0
1203752	R1A05M128M-2020	1" 1/4	1 1/4-11	1 1/4-11 1/2	20,3	24,6	61,2	50,0
1203748	R1A05M128M-2424	1" 1/2	1 1/2-11	1 1/2-11 1/2	22,9	25,4	67,3	55,0

// FLANGES

// R1A05M133W

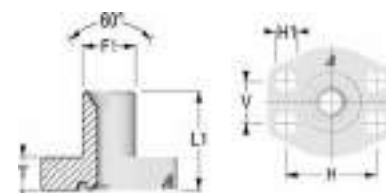
Straight flange SAE J518 code 61
BSP - Low pressure



Item Code	Product Code	OD1	F1	F2	L1 (mm)	T (mm)	H (mm)	V (mm)	H1 (mm)
1212081	R1A05M133W-0608	3/8"	3/8-19	1/2	37,0	14,0	38,1	17,5	9,0
1212082	R1A05M133W-0808	1/2"	1/2-14	1/2	39,0	14,0	38,1	17,5	9,0
1212083	R1A05M133W-0812	1/2"	1/2-14	3/4	42,0	15,0	47,6	22,2	11,0
1212084	R1A05M133W-1208	3/4"	3/4-14	1/2	42,0	14,0	38,1	17,5	9,0
1212085	R1A05M133W-1212	3/4"	3/4-14	3/4	45,0	15,0	47,6	22,2	11,0
1212086	R1A05M133W-1216	3/4"	3/4-14	1	47,0	17,0	52,4	26,2	11,0
1212087	R1A05M133W-1612	1"	1-11	3/4	47,0	15,0	47,6	22,2	11,0
1212088	R1A05M133W-1616	1"	1-11	1	53,0	21,0	58,7	30,2	11,5
1212089	R1A05M133W-2016	1"1/4	1 1/4-11	1	49,0	17,0	52,4	26,2	11,0
1212090	R1A05M133W-2020	1"1/4	1 1/4-11	1 1/4	53,0	21,0	58,7	30,2	11,5
1212091	R1A05M133W-2024	1"1/4	1 1/4-11	1 1/2	59,0	24,0	69,9	35,7	13,5
1212092	R1A05M133W-2420	1"1/2	1 1/2-11	1 1/4	55,0	21,0	58,7	30,2	11,5
1212093	R1A05M133W-2424	1"1/2	1 1/2-11	1 1/2	61,0	24,0	69,9	35,7	13,5

// R1A05M136W

Straight flange SAE J518 code 62
BSP - High pressure



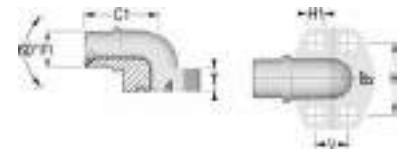
Item Code	Product Code	OD1	F1	F2	L1 (mm)	T (mm)	H (mm)	V (mm)	H1 (mm)
1212094	R1A05M136W-0608	3/8"	3/8-19	1/2	37,0	14,0	38,1	17,5	9,0
1212095	R1A05M136W-0808	1/2"	1/2-14	1/2	39,0	14,0	38,1	17,5	9,0
1212096	R1A05M136W-0812	1/2"	1/2-14	3/4	42,0	15,0	47,6	22,2	11,0
1212097	R1A05M136W-1208	3/4"	3/4-14	1/2	42,0	14,0	38,1	17,5	9,0
1212098	R1A05M136W-1212	3/4"	3/4-14	3/4	45,0	15,0	47,6	22,2	11,0
1212099	R1A05M136W-1216	3/4"	3/4-14	1	47,0	17,0	52,4	26,2	11,0
1212100	R1A05M136W-1612	1"	1-11	3/4	47,0	15,0	47,6	22,2	11,0
1212101	R1A05M136W-1616	1"	1-11	1	49,0	17,0	52,4	26,2	11,0
1212102	R1A05M136W-1620	1"	1-11	1 1/4	53,0	21,0	58,7	30,2	11,5
1212103	R1A05M136W-2016	1"1/4	1 1/4-11	1	49,0	17,0	52,4	26,2	11,0
1212104	R1A05M136W-2020	1"1/4	1 1/4-11	1 1/4	53,0	21,0	58,7	30,2	11,5
1212105	R1A05M136W-2024	1"1/4	1 1/4-11	1 1/2	59,0	24,0	69,9	35,7	13,5
1212106	R1A05M136W-2420	1"1/2	1 1/2-11	1 1/4	55,0	21,0	58,7	30,2	11,5
1212107	R1A05M136W-2424	1"1/2	1 1/2-11	1 1/2	61,0	24,0	69,9	35,7	13,5

REV.2.1

// R1A05M933W

90° flange SAE J518 code 61

BSP - Low pressure

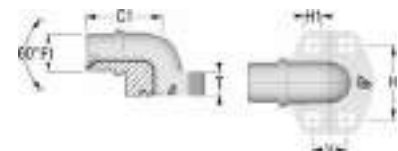


Item Code	Product Code	OD1	F1	F2	C1 (mm)	T (mm)	H (mm)	V (mm)	H1 (mm)
1212252	R1A05M933W-0608	3/8"	3/8-19	1/2	37,0	17,0	38,1	17,5	9,0
1212253	R1A05M933W-0808	1/2"	1/2-14	1/2	39,0	17,0	38,1	17,5	9,0
1212254	R1A05M933W-0812	1/2"	1/2-14	3/4	41,0	20,0	47,6	22,2	11,0
1212255	R1A05M933W-1208	3/4"	3/4-14	1/2	40,0	20,0	38,1	17,5	9,0
1212256	R1A05M933W-1212	3/4"	3/4-14	3/4	44,0	20,0	47,6	22,2	11,0
1212257	R1A05M933W-1216	3/4"	3/4-14	1	47,0	20,0	52,4	26,2	11,0
1212258	R1A05M933W-1612	1"	1-11	3/4	45,0	25,0	47,6	22,2	11,0
1212259	R1A05M933W-1616	1"	1-11	1	48,0	25,0	52,4	26,2	11,0
1212260	R1A05M933W-1620	1"	1-11	1 1/4	54,0	25,0	58,7	30,2	11,5
1212261	R1A05M933W-2016	1" 1/4	1 1/4-11	1	49,0	31,0	52,4	26,2	11,0
1212262	R1A05M933W-2020	1" 1/4	1 1/4-11	1 1/4	55,0	31,0	58,7	30,2	11,5
1212263	R1A05M933W-2024	1" 1/4	1 1/4-11	1 1/2	59,0	31,0	69,9	35,7	13,5
1212264	R1A05M933W-2420	1" 1/2	1 1/2-11	1 1/4	56,0	37,0	58,7	30,2	11,5
1212265	R1A05M933W-2424	1" 1/2	1 1/2-11	1 1/2	61,0	37,0	69,9	35,7	13,5

// R1A05M936W

90° flange SAE J518 code 62

BSP - High pressure

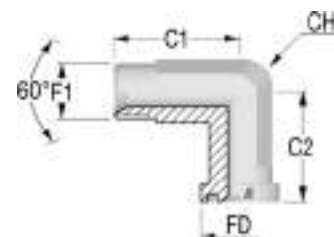


Item Code	Product Code	OD1	F1	F2	C1 (mm)	T (mm)	H (mm)	V (mm)	H1 (mm)
1212278	R1A05M936W-0608	3/8"	3/8-19	1/2	37,0	17,0	38,1	17,5	9,0
1212279	R1A05M936W-0808	1/2"	1/2-14	1/2	39,0	17,0	38,1	17,5	9,0
1212280	R1A05M936W-0812	1/2"	1/2-14	3/4	41,0	20,0	47,6	22,2	11,0
1212281	R1A05M936W-1208	3/4"	3/4-14	1/2	40,0	20,0	38,1	17,5	9,0
1212282	R1A05M936W-1212	3/4"	3/4-14	3/4	44,0	20,0	47,6	22,2	11,0
1212283	R1A05M936W-1216	3/4"	3/4-14	1	47,0	20,0	52,4	26,2	11,0
1212284	R1A05M936W-1612	1"	1-11	3/4	45,0	25,0	47,6	22,2	11,0
1212285	R1A05M936W-1616	1"	1-11	1	48,0	25,0	52,4	26,2	11,0
1212286	R1A05M936W-1620	1"	1-11	1 1/4	54,0	25,0	58,7	30,2	11,5
1212287	R1A05M936W-2016	1" 1/4	1 1/4-11	1	49,0	31,0	52,4	26,2	11,0
1212288	R1A05M936W-2020	1" 1/4	1 1/4-11	1 1/4	55,0	31,0	58,7	30,2	11,5
1212289	R1A05M936W-2024	1" 1/4	1 1/4-11	1 1/2	59,0	31,0	69,9	35,7	13,5
1212290	R1A05M936W-2420	1" 1/2	1 1/2-11	1 1/4	56,0	37,0	58,7	30,2	11,5
1212291	R1A05M936W-2424	1" 1/2	1 1/2-11	1 1/2	61,0	37,0	69,9	35,7	13,5

// R1A05M9334

90° adjustable flange SAE J518 code 61

BSP - Low pressure

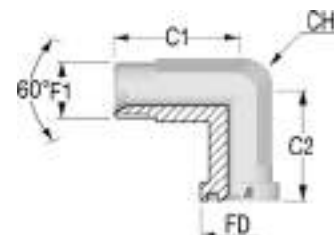


Item Code	Product Code	OD1	F1	F2	C1 (mm)	C2 (mm)	FD (mm)	CH (mm)
1212266	R1A05M9334-0608	3/8"	3/8-19	1/2	44,0	50,0	30,2	22,0
1212267	R1A05M9334-0808	1/2"	1/2-14	1/2	48,0	42,0	30,2	22,0
1212268	R1A05M9334-0812	1/2"	1/2-14	3/4	53,0	64,0	38,1	22,0
1212269	R1A05M9334-1212	3/4"	3/4-14	3/4	53,0	64,0	38,1	27,0
1212270	R1A05M9334-1216	3/4"	3/4-14	1	60,0	65,0	44,5	27,0
1212271	R1A05M9334-1612	1"	1-11	3/4	53,0	64,0	38,1	34,0
1212272	R1A05M9334-1616	1"	1-11	1	60,0	65,0	44,5	34,0
1212273	R1A05M9334-1620	1"	1-11	1 1/4	55,0	64,0	50,8	34,0
1212274	R1A05M9334-2016	1 1/4"	1 1/4-11	1	60,0	65,0	44,5	42,0
1212275	R1A05M9334-2020	1 1/4"	1 1/4-11	1 1/4	55,0	64,0	50,8	42,0
1212276	R1A05M9334-2024	1 1/4"	1 1/4-11	1 1/2	66,0	78,0	60,3	42,0
1212277	R1A05M9334-2424	1 1/2"	1 1/2-11	1 1/2	66,0	78,0	60,3	50,0

// R1A05M9364

90° adjustable flange SAE J518 code 62

BSP - High pressure



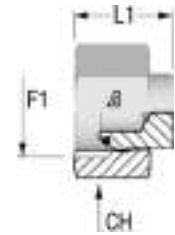
Item Code	Product Code	OD1	F1	F2	C1 (mm)	C2 (mm)	FD (mm)	CH (mm)
1212292	R1A05M9364-0608	3/8"	3/8-19	1/2	44,0	50,0	31,8	22,0
1212293	R1A05M9364-0808	1/2"	1/2-14	1/2	49,0	43,0	31,8	22,0
1212294	R1A05M9364-0812	1/2"	1/2-14	3/4	53,0	64,0	41,3	22,0
1212295	R1A05M9364-1212	3/4"	3/4-14	3/4	53,0	64,0	41,3	27,0
1212296	R1A05M9364-1216	3/4"	3/4-14	1	60,0	62,0	47,6	27,0
1212297	R1A05M9364-1612	1"	1-11	3/4	59,5	54,5	41,3	30,0
1212298	R1A05M9364-1616	1"	1-11	1	60,0	62,0	47,6	34,0
1212299	R1A05M9364-1620	1"	1-11	1 1/4	70,0	72,0	54,0	34,0
1212300	R1A05M9364-2016	1 1/4"	1 1/4-11	1	72,0	70,0	47,6	41,0
1212301	R1A05M9364-2020	1 1/4"	1 1/4-11	1 1/4	70,0	72,0	54,0	42,0
1212302	R1A05M9364-2024	1 1/4"	1 1/4-11	1 1/2	80,0	84,0	63,5	42,0
1212303	R1A05M9364-2424	1 1/2"	1 1/2-11	1 1/2	80,0	84,0	63,5	50,0

REV.2.1

// PLUG

// R1A0531000

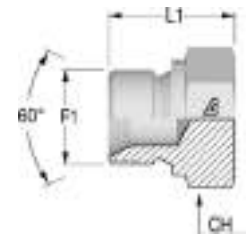
Cap BSP 60° Female



Item Code	Product Code	OD1	F1	L1 (mm)	CH (mm)
1207690	R1A0531000-0400	1/4"	1/4-19	19,0	19,0
1207691	R1A0531000-0600	3/8"	3/8-19	21,0	22,0
1207692	R1A0531000-0800	1/2"	1/2-14	23,3	27,0
1207693	R1A0531000-1000	5/8"	5/8-14	26,0	27,0
1207694	R1A0531000-1200	3/4"	3/4-14	21,5	32,0
1207695	R1A0531000-1600	1"	1-11	32,0	38,0
1207696	R1A0531000-2000	1"1/4	1 1/4-11	32,0	50,0
1210712	R1A0531000-2400	1"1/2	1 1/2-11	38,0	55,0

// R1A05M1000

Plug BSP 60° Male



Item Code	Product Code	OD1	F1	L1 (mm)	CH (mm)
1207662	R1A05M1000-0200	1/8"	1/8-28	14,5	14,0
1207663	R1A05M1000-0400	1/4"	1/4-19	19,0	19,0
1207664	R1A05M1000-0600	3/8"	3/8-19	20,5	22,0
1207665	R1A05M1000-0800	1/2"	1/2-14	24,0	27,0
1210952	R1A05M1000-1000	5/8"	5/8-14	24,0	30,0
1207666	R1A05M1000-1200	3/4"	3/4-14	26,5	32,0
1207667	R1A05M1000-1600	1"	1-11	30,0	41,0
1207668	R1A05M1000-2000	1"1/4	1 1/4-11	39,0	50,0
1207669	R1A05M1000-2400	1"1/2	1 1/2-11	43,0	55,0



ALSO AVAILABLE IN STAINLESS STEEL

// JIC 37° ADAPTERS

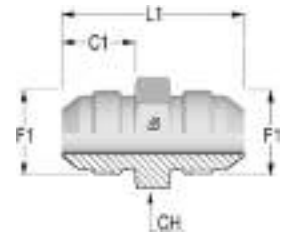
// MALE UNION.....	153	// SAE UNF.....	175
// MALE/FEMALE UNION.....	155	// NPTF.....	182
// BULKHEAD.....	158	// FLANGES.....	185
// BSPP-BSPT.....	161	// ACCESSORIES.....	188
// METRIC.....	171	// PLUG.....	189

REV.2.1

// MALE UNION

// R1A25M125M

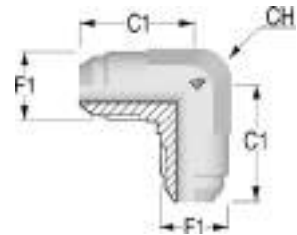
Straight union JIC Male



Item Code	Product Code	OD1	F1	C1 (mm)	L1 (mm)	CH (mm)
1203685	R1A25M125M-0404	1/4"	7/16-20	14,0	35,0	12,0
1203628	R1A25M125M-0505	5/16"	1/2-20	14,0	35,0	14,0
1203713	R1A25M125M-0606	3/8"	9/16-18	14,0	36,0	17,0
1203670	R1A25M125M-0808	1/2"	3/4-16	16,5	41,0	22,0
1203698	R1A25M125M-1010	5/8"	7/8-14	19,5	48,0	24,0
1203616	R1A25M125M-1212	3/4"	1 1/16-12	22,0	55,0	30,0
1216393	R1A25M125M-1414	7/8"	1 3/16-12	22,5	56,5	32,0
1203639	R1A25M125M-1616	1"	1 5/16-12	23,0	57,0	36,0
1203646	R1A25M125M-2020	1"1/4	1 5/8-12	24,5	61,5	46,0
1203653	R1A25M125M-2424	1"1/2	1 7/8-12	27,5	70,0	50,0

// R1A25M925M

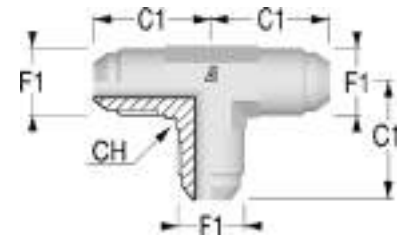
90° union JIC Male



Item Code	Product Code	OD1	F1	C1 (mm)	CH (mm)
1203876	R1A25M925M-0404	1/4"	7/16-20	22,5	12,0
1203842	R1A25M925M-0505	5/16"	1/2-20	24,0	14,0
1203897	R1A25M925M-0606	3/8"	9/16-18	27,0	14,0
1203866	R1A25M925M-0808	1/2"	3/4-16	32,0	19,0
1203884	R1A25M925M-1010	5/8"	7/8-14	37,0	22,0
1203836	R1A25M925M-1212	3/4"	1 1/16-12	42,0	27,0
1216421	R1A25M925M-1414	7/8"	1 3/16-12	44,0	33,0
1203849	R1A25M925M-1616	1"	1 5/16-12	46,0	33,0
1203855	R1A25M925M-2020	1"1/4	1 5/8-12	52,5	41,0
1206334	R1A25M925M-2424	1"1/2	1 7/8-12	59,0	48,0

// R1A25MT25M

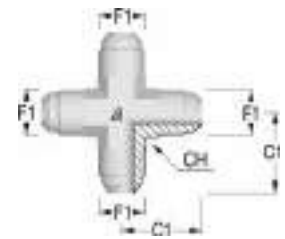
Branch Tee union JIC Male



Item Code	Product Code	OD1	F1	C1 (mm)	CH (mm)
1203950	R1A25MT25M-0404	1/4"	7/16-20	22,5	12,0
1203945	R1A25MT25M-0505	5/16"	1/2-20	24,0	14,0
1203954	R1A25MT25M-0606	3/8"	9/16-18	27,0	14,0
1203948	R1A25MT25M-0808	1/2"	3/4-16	32,0	19,0
1203952	R1A25MT25M-1010	5/8"	7/8-14	37,0	22,0
1203944	R1A25MT25M-1212	3/4"	1 1/16-12	42,0	27,0
1216460	R1A25MT25M-1414	7/8"	1 3/16-12	44,0	33,0
1203947	R1A25MT25M-1616	1"	1 5/16-12	46,0	33,0
1205959	R1A25MT25M-2020	1"1/4	1 5/8-12	52,5	41,0
1206335	R1A25MT25M-2424	1"1/2	1 7/8-12	59,0	48,0

// R1A25MX25M

Cross union JIC Male



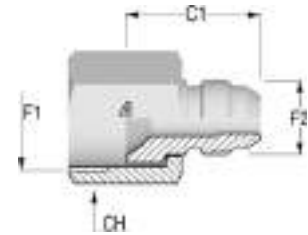
Item Code	Product Code	OD1	F1	C1 (mm)	CH (mm)
1206909	R1A25MX25M-0404	1/4"	7/16-20	22,5	12,0
1205451	R1A25MX25M-0505	5/16"	1/2-20	24,0	14,0
1205455	R1A25MX25M-0606	3/8"	9/16-18	27,0	14,0
1205453	R1A25MX25M-0808	1/2"	3/4-16	32,0	19,0
1205454	R1A25MX25M-1010	5/8"	7/8-14	37,0	22,0
1206835	R1A25MX25M-1212	3/4"	1 1/16-12	42,0	27,0
1216494	R1A25MX25M-1414	7/8"	1 3/16-12	44,0	33,0
1205452	R1A25MX25M-1616	1"	1 5/16-12	46,0	33,0
1212823	R1A25MX25M-2020	1"1/4	1 5/8-12	52,5	41,0
1212824	R1A25MX25M-2424	1"1/2	1 7/8-12	59,0	48,0

REV.2.1

// MALE/FEMALE UNION

// R1A253125M

Straight reducing JIC Female - Male



Item Code	Product Code	OD1	F1	F2	C1 (mm)	CH (mm)
1207357	R1A253125M-0604	3/8"	9/16-18	7/16-20	24,5	19,0
1207615	R1A253125M-0605	3/8"	9/16-18	1/2-20	25,0	19,0
1207358	R1A253125M-0804	1/2"	3/4-16	7/16-20	25,5	22,0
1207359	R1A253125M-0805	1/2"	3/4-16	1/2-20	25,5	22,0
1207360	R1A253125M-0806	1/2"	3/4-16	9/16-18	25,5	22,0
1207361	R1A253125M-1004	5/8"	7/8-14	7/16-20	26,5	27,0
1207362	R1A253125M-1006	5/8"	7/8-14	9/16-18	26,5	27,0
1207616	R1A253125M-1008	5/8"	7/8-14	3/4-16	32,5	27,0
1207363	R1A253125M-1204	3/4"	1 1/16-12	7/16-20	27,0	32,0
1207364	R1A253125M-1206	3/4"	1 1/16-12	9/16-18	27,0	32,0
1207365	R1A253125M-1208	3/4"	1 1/16-12	3/4-16	30,5	32,0
1207617	R1A253125M-1210	3/4"	1 1/16-12	7/8-14	34,5	32,0
1216344	R1A253125M-1412	7/8"	1 3/16-12	1 1/16-12	36,4	36,0
1216365	R1A253125M-1606	1"	1 5/16-12	9/16-18	28,5	41,0
1216366	R1A253125M-1608	1"	1 5/16-12	3/4-16	31,0	41,0
1208272	R1A253125M-1610	1"	1 5/16-12	7/8-14	34,0	41,0
1207367	R1A253125M-1612	1"	1 5/16-12	1 1/16-12	37,5	41,0
1213168	R1A253125M-1614	1"	1 5/16-12	1 3/16-12	39,5	38,0
1207366	R1A253125M-2012	1 1/4"	1 5/8-12	1 1/16-12	39,1	50,0
1207368	R1A253125M-2016	1 1/4"	1 5/8-12	1 5/16-12	40,0	50,0
1216367	R1A253125M-2416	1 1/2"	1 7/8-12	1 5/16-12	46,3	60,0
1207369	R1A253125M-2420	1 1/2"	1 7/8-12	1 5/8-12	47,8	60,0

// R1A25M4251

45° union JIC Male - Female



Item Code	Product Code	OD1	F1	C1 (mm)	C2 (mm)	CH (mm)	CH2 (mm)
1207343	R1A25M4251-0404	1/4"	7/16-20	18,5	23,7	12,0	16,0
1207342	R1A25M4251-0505	5/16"	1/2-20	20,0	25,5	14,0	17,0
1207341	R1A25M4251-0606	3/8"	9/16-18	21,5	28,5	14,0	19,0
1207344	R1A25M4251-0808	1/2"	3/4-16	24,5	32,7	19,0	25,0
1206944	R1A25M4251-1010	5/8"	7/8-14	28,0	36,7	22,0	27,0
1207345	R1A25M4251-1212	3/4"	1 1/16-12	32,5	38,3	27,0	32,0
1216410	R1A25M4251-1414	7/8"	1 3/16-12	35,4	43,0	33,0	36,0
1207346	R1A25M4251-1616	1"	1 5/16-12	36,5	44,6	33,0	38,0
1207347	R1A25M4252-2020	1 1/4"	1 5/8-12	40,5	51,4	41,0	50,0
1210765	R1A25M4252-2424	1 1/2"	1 7/8-12	45,0	57,1	48,0	55,0

// R1A25M9251

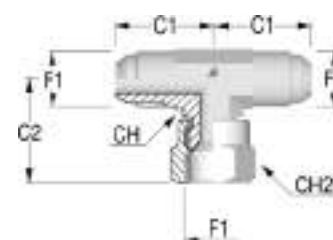
90° union JIC Male - Female



Item Code	Product Code	OD1	F1	C1 (mm)	C2 (mm)	CH (mm)	CH2 (mm)
1207266	R1A25M9251-0404	1/4"	7/16-20	22,5	25,2	12,0	16,0
1207267	R1A25M9251-0505	5/16"	1/2-20	24,5	27,0	14,0	17,0
1207268	R1A25M9251-0606	3/8"	9/16-18	27,0	32,0	14,0	19,0
1207269	R1A25M9251-0808	1/2"	3/4-16	32,5	35,2	19,0	25,0
1207270	R1A25M9251-1010	5/8"	7/8-14	36,5	41,5	22,0	27,0
1207271	R1A25M9251-1212	3/4"	1 1/16-12	42,0	44,3	27,0	32,0
1216420	R1A25M9251-1414	7/8"	1 3/16-12	45,5	48,0	33,0	36,0
1207272	R1A25M9251-1616	1"	1 5/16-12	46,0	50,6	33,0	38,0
1207273	R1A25M9252-2020	1*1/4	1 5/8-12	52,5	58,9	41,0	50,0
1207274	R1A25M9252-2424	1*1/2	1 7/8-12	59,0	65,6	48,0	55,0

// R1A25MT251

Branch Tee union JIC Male - Female

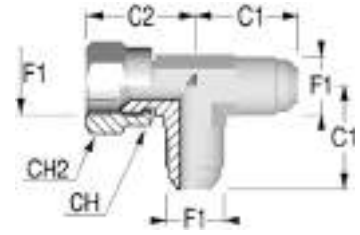


Item Code	Product Code	OD1	F1	C1 (mm)	C2 (mm)	CH (mm)	CH2 (mm)
1207304	R1A25MT251-0404	1/4"	7/16-20	22,5	22,5	12,0	16,0
1207305	R1A25MT251-0505	5/16"	1/2-20	24,0	24,0	14,0	17,0
1207306	R1A25MT251-0606	3/8"	9/16-18	27,0	27,0	14,0	19,0
1207307	R1A25MT251-0808	1/2"	3/4-16	32,0	32,0	19,0	25,0
1207308	R1A25MT251-1010	5/8"	7/8-14	36,5	36,5	22,0	27,0
1207309	R1A25MT251-1212	3/4"	1 1/16-12	42,0	42,0	27,0	32,0
1216459	R1A25MT251-1414	7/8"	1 3/16-12	45,5	45,5	33,0	36,0
1207310	R1A25MT251-1616	1"	1 5/16-12	46,0	46,0	33,0	38,0
1207311	R1A25MT252-2020	1*1/4	1 5/8-12	52,5	52,5	41,0	50,0
1207312	R1A25MT252-2424	1*1/2	1 7/8-12	59,0	59,0	48,0	50,0

REV.2.1

// R1A25ML251

Run Tee union JIC Male - Female

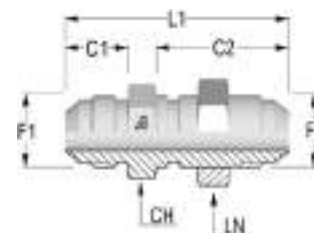


Item Code	Product Code	OD1	F1	C1 (mm)	C2 (mm)	CH (mm)	CH2 (mm)
1207283	R1A25ML251-0404	1/4"	7/16-20	22,5	25,2	12,0	16,0
1207284	R1A25ML251-0505	5/16"	1/2-20	24,0	27,0	14,0	17,0
1207285	R1A25ML251-0606	3/8"	9/16-18	27,0	32,0	14,0	19,0
1207286	R1A25ML251-0808	1/2"	3/4-16	32,0	35,2	19,0	25,0
1207287	R1A25ML251-1010	5/8"	7/8-14	36,5	41,5	22,0	27,0
1207288	R1A25ML251-1212	3/4"	1 1/16-12	42,0	44,3	27,0	32,0
1216434	R1A25ML251-1414	7/8"	1 3/16-12	45,5	46,5	33,0	36,0
1207289	R1A25ML251-1616	1"	1 5/16-12	46,0	50,5	33,0	38,0
1207290	R1A25ML252-2020	1" 1/4	1 5/8-12	52,5	59,0	41,0	50,0
1207291	R1A25ML252-2424	1" 1/2	1 7/8-12	59,0	65,6	48,0	55,0

// BULKHEAD

// R1A25M125T

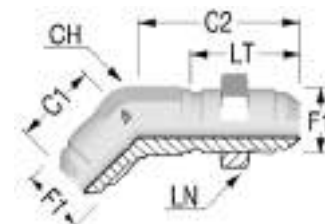
Straight union JIC Bulkhead



Item Code	Product Code	OD1	F1	C1 (mm)	C2 (mm)	L1 (mm)	CH (mm)	LN (mm)
1203686	R1A25M125T-0404	1/4"	7/16-20	14,0	30,5	52,5	17,0	17,0
1203629	R1A25M125T-0505	5/16"	1/2-20	14,0	30,5	52,5	19,0	19,0
1203714	R1A25M125T-0606	3/8"	9/16-18	14,0	32,5	55,5	22,0	22,0
1203671	R1A25M125T-0808	1/2"	3/4-16	16,5	36,5	62,0	24,0	24,0
1203699	R1A25M125T-1010	5/8"	7/8-14	19,5	40,0	69,5	30,0	30,0
1203617	R1A25M125T-1212	3/4"	1 1/16-12	22,0	44,5	78,5	36,0	36,0
1216394	R1A25M125T-1414	7/8"	1 3/16-12	22,5	44,5	79,2	38,0	41,0
1203640	R1A25M125T-1616	1"	1 5/16-12	23,0	44,5	80,0	41,0	41,0
1203647	R1A25M125T-2020	1 1/4"	1 5/8-12	24,5	45,5	84,0	50,0	50,0
1211675	R1A25M125T-2424	1 1/2"	1 7/8-12	27,5	46,0	89,5	55,0	55,0

// R1A25M425T

45° union JIC Bulkhead

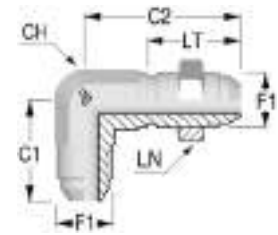


Item Code	Product Code	OD1	F1	C1 (mm)	C2 (mm)	LT (mm)	CH (mm)	LN (mm)
1210766	R1A25M425T-0404	1/4"	7/16-20	18,5	39,0	25,9	12,0	17,0
1211706	R1A25M425T-0505	5/16"	1/2-20	19,5	42,0	25,9	14,0	19,0
1208045	R1A25M425T-0606	3/8"	9/16-18	20,0	42,7	27,7	14,0	22,0
1210767	R1A25M425T-0808	1/2"	3/4-16	25,0	49,5	31,8	19,0	24,0
1210768	R1A25M425T-1010	5/8"	7/8-14	28,0	55,0	35,3	22,0	30,0
1210769	R1A25M425T-1212	3/4"	1 1/16-12	32,5	62,0	39,6	27,0	36,0
1216411	R1A25M425T-1414	7/8"	1 3/16-12	35,0	63,5	39,6	33,0	38,0
1210770	R1A25M425T-1616	1"	1 5/16-12	37,5	65,0	39,6	33,0	41,0
1211707	R1A25M425T-2020	1 1/4"	1 5/8-12	40,0	67,5	40,9	41,0	50,0
1211708	R1A25M425T-2424	1 1/2"	1 7/8-12	45,0	68,0	41,1	48,0	55,0

REV.2.1

// R1A25M925T

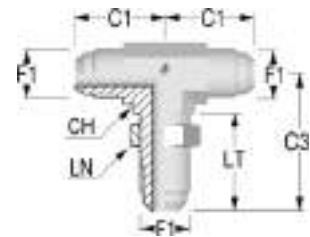
90° union JIC Bulkhead



Item Code	Product Code	OD1	F1	C1 (mm)	C2 (mm)	LT (mm)	CH (mm)	LN (mm)
1205564	R1A25M925T-0404	1/4"	7/16-20	24,5	40,5	25,9	12,0	17,0
1206405	R1A25M925T-0505	5/16"	1/2-20	27,0	43,5	25,9	14,0	19,0
1203898	R1A25M925T-0606	3/8"	9/16-18	27,5	46,0	27,7	14,0	22,0
1203867	R1A25M925T-0808	1/2"	3/4-16	34,5	53,5	31,8	19,0	24,0
1203885	R1A25M925T-1010	5/8"	7/8-14	39,5	60,5	35,3	22,0	30,0
1206783	R1A25M925T-1212	3/4"	1 1/16-12	45,0	68,0	39,6	27,0	36,0
1216422	R1A25M925T-1414	7/8"	1 3/16-12	47,0	69,0	39,6	33,0	38,0
1211735	R1A25M925T-1616	1"	1 5/16-12	49,5	71,0	39,6	33,0	41,0
1211736	R1A25M925T-2020	1"1/4	1 5/8-12	55,0	79,0	40,9	41,0	50,0
1208117	R1A25M925T-2424	1"1/2	1 7/8-12	59,5	87,0	41,1	48,0	55,0

// R1A25MT25T

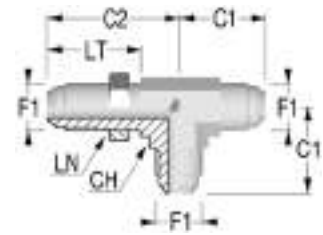
Branch Tee union JIC Bulkhead



Item Code	Product Code	OD1	F1	C1 (mm)	C3 (mm)	LT (mm)	CH (mm)	LN (mm)
1208139	R1A25MT25T-0404	1/4"	7/16-20	24,5	40,5	25,9	12,0	17,0
1210747	R1A25MT25T-0505	5/16"	1/2-20	27,0	43,5	25,9	14,0	19,0
1210748	R1A25MT25T-0606	3/8"	9/16-18	27,5	46,0	27,7	14,0	22,0
1205586	R1A25MT25T-0808	1/2"	3/4-16	34,5	53,5	31,8	19,0	24,0
1211637	R1A25MT25T-1010	5/8"	7/8-14	39,5	60,5	35,3	22,0	30,0
1211638	R1A25MT25T-1212	3/4"	1 1/16-12	45,0	68,0	39,6	27,0	36,0
1216462	R1A25MT25T-1414	7/8"	1 3/16-12	49,0	69,0	39,6	33,0	38,0
1212775	R1A25MT25T-1616	1"	1 5/16-12	49,5	71,0	39,6	33,0	41,0
1208225	R1A25MT25T-2020	1"1/4	1 5/8-12	55,0	79,0	40,9	41,0	50,0
1212776	R1A25MT25T-2424	1"1/2	1 7/8-12	59,5	87,0	41,1	48,0	55,0

// R1A25ML25T

Run Tee union JIC Bulkhead



Item Code	Product Code	OD1	F1	C1 (mm)	C2 (mm)	LT (mm)	CH (mm)	LN (mm)
1211617	R1A25ML25T-0404	1/4"	7/16-20	24,5	40,5	25,9	12,0	17,0
1211618	R1A25ML25T-0505	5/16"	1/2-20	27,0	43,5	25,9	14,0	19,0
1206974	R1A25ML25T-0606	3/8"	9/16-18	27,5	46,0	27,7	14,0	22,0
1211619	R1A25ML25T-0808	1/2"	3/4-16	34,5	53,5	32,0	19,0	24,0
1210743	R1A25ML25T-1010	5/8"	7/8-14	39,5	60,5	35,3	22,0	30,0
1211620	R1A25ML25T-1212	3/4"	1 1/16-12	45,0	68,0	39,6	27,0	36,0
1216435	R1A25ML25T-1414	7/8"	1 3/16-12	47,0	69,0	39,6	33,0	38,0
1212713	R1A25ML25T-1616	1"	1 5/16-12	49,5	71,0	39,6	33,0	41,0
1212714	R1A25ML25T-2020	1"1/4	1 5/8-12	55,0	79,0	40,9	41,0	50,0
1212715	R1A25ML25T-2424	1"1/2	1 7/8-12	59,5	87,0	41,1	48,0	55,0

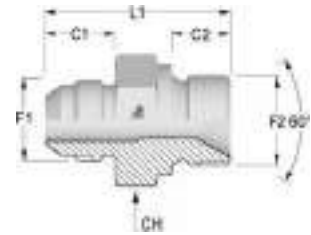
REV.2.1

// BSPP-BSPT

// R1A25M105M

Straight connector

JIC Male - BSP 60° Male

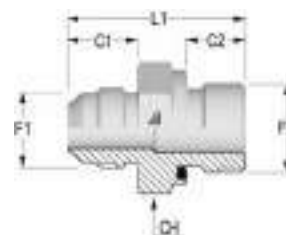


Item Code	Product Code	OD1	F1	F2	C1 (mm)	C2 (mm)	L1 (mm)	CH (mm)
1212826	R1A25M105M-0402	1/4"	7/16-20	1/8-28	14,0	9,5	29,0	14,0
1212827	R1A25M105M-0404	1/4"	7/16-20	1/4-19	14,0	13,0	34,0	19,0
1212828	R1A25M105M-0406	1/4"	7/16-20	3/8-19	14,0	15,5	35,5	22,0
1212829	R1A25M105M-0408	1/4"	7/16-20	1/2-14	14,0	17,0	40,0	27,0
1212830	R1A25M105M-0502	5/16"	1/2-20	1/8-28	14,0	9,5	29,0	14,0
1212831	R1A25M105M-0504	5/16"	1/2-20	1/4-19	14,0	13,0	32,0	19,0
1212832	R1A25M105M-0604	3/8"	9/16-18	1/4-19	14,0	13,0	34,0	19,0
1212833	R1A25M105M-0606	3/8"	9/16-18	3/8-19	14,0	15,5	35,5	22,0
1212834	R1A25M105M-0608	3/8"	9/16-18	1/2-14	14,0	17,0	41,0	27,0
1212835	R1A25M105M-0804	1/2"	3/4-16	1/4-19	16,5	13,0	36,0	19,0
1207735	R1A25M105M-0806	1/2"	3/4-16	3/8-19	16,5	15,5	38,0	22,0
1207736	R1A25M105M-0808	1/2"	3/4-16	1/2-14	16,5	17,0	41,0	27,0
1207737	R1A25M105M-0812	1/2"	3/4-16	3/4-14	16,5	20,0	45,5	32,0
1207738	R1A25M105M-1006	5/8"	7/8-14	3/8-19	19,5	15,5	41,5	24,0
1205996	R1A25M105M-1008	5/8"	7/8-14	1/2-14	19,5	17,0	45,5	27,0
1231525	R1A25M105M-1012	5/8"	7/8-14	3/4-14	19,5	20,0	48,5	32,0
1212837	R1A25M105M-1208	3/4"	1 1/16-12	1/2-14	22,0	17,0	50,0	32,0
1212838	R1A25M105M-1212	3/4"	1 1/16-12	3/4-14	22,0	20,0	50,0	32,0
1212839	R1A25M105M-1216	3/4"	1 1/16-12	1-11	22,0	18,0	53,0	41,0
1216372	R1A25M105M-1412	7/8"	1 3/16-12	3/4-14	22,5	20,0	51,5	32,0
1212840	R1A25M105M-1612	1"	1 5/16-12	3/4-14	23,0	20,0	55,0	36,0
1212841	R1A25M105M-1616	1"	1 5/16-12	1-11	23,0	22,0	54,0	41,0
1212842	R1A25M105M-1620	1"	1 5/16-12	1 1/4-11	23,0	23,0	56,0	50,0
1207739	R1A25M105M-2016	1 1/4"	1 5/8-12	1-11	24,5	22,0	58,5	46,0
1212843	R1A25M105M-2020	1 1/4"	1 5/8-12	1 1/4-11	24,5	23,0	59,5	50,0
1212844	R1A25M105M-2420	1 1/2"	1 7/8-12	1 1/4-11	27,5	23,0	62,5	50,0
1212845	R1A25M105M-2424	1 1/2"	1 7/8-12	1 1/2-11	27,5	25,0	64,5	55,0

// R1A25M106I

Straight connector

JIC Male - BSPP cylindric Male with elastomer



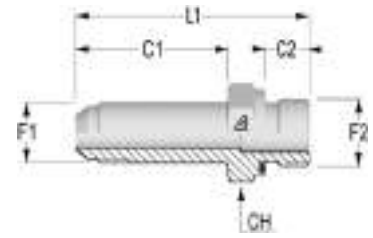
Item Code	Product Code	OD1	F1	F2	C1 (mm)	C2 (mm)	L1 (mm)	CH (mm)
1207410	R1A25M106I-0402	1/4"	7/16-20	1/8-28	14,0	8,0	30,0	14,0
1207411	R1A25M106I-0404	1/4"	7/16-20	1/4-19	14,0	12,0	36,0	19,0
1207412	R1A25M106I-0406	1/4"	7/16-20	3/8-19	14,0	12,0	35,5	22,0
1207413	R1A25M106I-0408	1/4"	7/16-20	1/2-14	14,0	14,0	39,0	27,0
1207993	R1A25M106I-0502	5/16"	1/2-20	1/8-28	14,0	8,0	30,5	14,0
1207414	R1A25M106I-0504	5/16"	1/2-20	1/4-19	14,0	12,0	35,0	19,0
1207415	R1A25M106I-0506	5/16"	1/2-20	3/8-19	14,0	12,0	35,5	22,0
1207416	R1A25M106I-0604	3/8"	9/16-18	1/4-19	14,0	12,0	35,0	19,0
1207417	R1A25M106I-0606	3/8"	9/16-18	3/8-19	14,0	12,0	36,0	22,0
1207418	R1A25M106I-0608	3/8"	9/16-18	1/2-14	14,0	14,0	39,5	27,0
1207419	R1A25M106I-0804	1/2"	3/4-16	1/4-19	16,5	12,0	38,5	19,0
1207420	R1A25M106I-0806	1/2"	3/4-16	3/8-19	16,5	12,0	38,5	22,0
1207421	R1A25M106I-0808	1/2"	3/4-16	1/2-14	16,5	14,0	42,0	27,0
1207422	R1A25M106I-0812	1/2"	3/4-16	3/4-14	16,5	16,0	45,5	32,0
1207423	R1A25M106I-1006	5/8"	7/8-14	3/8-19	19,5	12,0	42,5	24,0
1207424	R1A25M106I-1008	5/8"	7/8-14	1/2-14	19,5	14,0	44,5	27,0
1207425	R1A25M106I-1012	5/8"	7/8-14	3/4-14	19,5	16,0	49,5	32,0
1207426	R1A25M106I-1208	3/4"	1 1/16-12	1/2-14	22,0	14,0	49,0	32,0
1207427	R1A25M106I-1212	3/4"	1 1/16-12	3/4-14	22,0	16,0	51,0	32,0
1207428	R1A25M106I-1216	3/4"	1 1/16-12	1-11	22,0	18,0	53,5	41,0
1212875	R1A25M106I-1412	7/8"	1 3/16-12	3/4-14	22,5	16,0	53,5	32,0
1207429	R1A25M106I-1612	1"	1 5/16-12	3/4-14	23,0	16,0	51,5	36,0
1207430	R1A25M106I-1616	1"	1 5/16-12	1-11	23,0	18,0	54,5	41,0
1207431	R1A25M106I-1620	1"	1 5/16-12	1 1/4-11	23,0	20,0	58,5	50,0
1208006	R1A25M106I-2016	1"1/4	1 5/8-12	1-11	24,5	18,0	62,0	46,0
1207432	R1A25M106I-2020	1"1/4	1 5/8-12	1 1/4-11	24,5	20,0	60,0	50,0
1207433	R1A25M106I-2420	1"1/2	1 7/8-12	1 1/4-11	27,5	20,0	64,0	50,0
1207434	R1A25M106I-2424	1"1/2	1 7/8-12	1 1/2-11	27,5	22,0	67,0	55,0

REV.2.1

// R1A25M106H

Long connector

JIC Male - BSPP cylindric Male with elastomer



Item Code	Product Code	OD1	F1	F2	C1 (mm)	C2 (mm)	L1 (mm)	CH (mm)
1212846	R1A25M106H-0402	1/4"	7/16-20	1/8-28	35,0	8,0	50,0	14,0
1212847	R1A25M106H-0404	1/4"	7/16-20	1/4-19	35,0	12,0	55,5	19,0
1212848	R1A25M106H-0406	1/4"	7/16-20	3/8-19	35,0	12,0	56,8	22,0
1212849	R1A25M106H-0408	1/4"	7/16-20	1/2-14	35,0	14,0	60,3	27,0
1212850	R1A25M106H-0502	5/16"	1/2-20	1/8-28	37,0	8,0	53,3	14,0
1212851	R1A25M106H-0504	5/16"	1/2-20	1/4-19	37,0	12,0	57,5	19,0
1212852	R1A25M106H-0506	5/16"	1/2-20	3/8-19	37,0	12,0	57,5	22,0
1212853	R1A25M106H-0604	3/8"	9/16-18	1/4-19	39,0	12,0	59,5	19,0
1212854	R1A25M106H-0606	3/8"	9/16-18	3/8-19	39,5	12,0	62,0	22,0
1212855	R1A25M106H-0608	3/8"	9/16-18	1/2-14	39,0	14,0	63,0	27,0
1212856	R1A25M106H-0804	1/2"	3/4-16	1/4-19	47,8	12,0	69,8	22,0
1212857	R1A25M106H-0806	1/2"	3/4-16	3/8-19	47,8	12,0	70,8	22,0
1212858	R1A25M106H-0808	1/2"	3/4-16	1/2-14	48,0	14,0	73,5	27,0
1212859	R1A25M106H-0812	1/2"	3/4-16	3/4-14	48,0	16,0	76,8	32,0
1212860	R1A25M106H-1006	5/8"	7/8-14	3/8-19	53,0	12,0	74,0	24,0
1212861	R1A25M106H-1008	5/8"	7/8-14	1/2-14	53,1	14,0	78,1	27,0
1212862	R1A25M106H-1012	5/8"	7/8-14	3/4-14	53,1	16,0	84,1	32,0
1212863	R1A25M106H-1208	3/4"	1 1/16-12	1/2-14	63,5	14,0	90,5	30,0
1212864	R1A25M106H-1212	3/4"	1 1/16-12	3/4-14	64,0	16,0	92,5	32,0
1212865	R1A25M106H-1216	3/4"	1 1/16-12	1-11	63,5	18,0	95,0	41,0
1216388	R1A25M106H-1412	7/8"	1 3/16-12	3/4-14	68,3	16,0	99,3	32,0
1212866	R1A25M106H-1612	1"	1 5/16-12	3/4-14	72,0	16,0	100,0	36,0
1212867	R1A25M106H-1616	1"	1 5/16-12	1-11	72,1	18,0	103,6	41,0
1212868	R1A25M106H-1620	1"	1 5/16-12	1 1/4-11	72,1	20,0	107,6	50,0
1212869	R1A25M106H-2016	1" 1/4	1 5/8-12	1-11	88,0	18,0	123,0	46,0
1212870	R1A25M106H-2020	1" 1/4	1 5/8-12	1 1/4-11	88,1	20,0	123,6	50,0
1212871	R1A25M106H-2420	1" 1/2	1 7/8-12	1 1/4-11	98,6	20,0	135,1	50,0
1212872	R1A25M106H-2424	1" 1/2	1 7/8-12	1 1/2-11	98,6	22,0	138,1	55,0

// R1A25M406N

45° adjustable elbow connector

JIC Male - BSPP cylindric Male with O-Ring and retaining ring



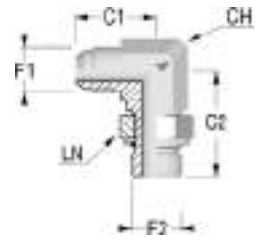
Item Code	Product Code	OD1	F1	F2	C1 (mm)	C2 (mm)	CH (mm)	LN (mm)
1207325	R1A25M406N-0402	1/4"	7/16-20	1/8-28	19,5	26,5	12,0	14,0
1207326	R1A25M406N-0404	1/4"	7/16-20	1/4-19	21,0	29,0	14,0	19,0
1212959	R1A25M406N-0406	1/4"	7/16-20	3/8-19	22,0	33,0	17,0	22,0
1212960	R1A25M406N-0408	1/4"	7/16-20	1/2-14	22,5	38,5	22,0	27,0
1212961	R1A25M406N-0502	5/16"	1/2-20	1/8-28	19,5	26,5	14,0	14,0
1211702	R1A25M406N-0504	5/16"	1/2-20	1/4-19	19,5	26,5	14,0	19,0
1212962	R1A25M406N-0506	5/16"	1/2-20	3/8-19	21,0	32,5	17,0	22,0
1207327	R1A25M406N-0604	3/8"	9/16-18	1/4-19	21,0	29,0	14,0	19,0
1207328	R1A25M406N-0606	3/8"	9/16-18	3/8-19	22,0	33,0	17,0	22,0
1212963	R1A25M406N-0608	3/8"	9/16-18	1/2-14	22,5	38,5	22,0	27,0
1212964	R1A25M406N-0804	1/2"	3/4-16	1/4-19	25,5	30,0	19,0	19,0
1207329	R1A25M406N-0806	1/2"	3/4-16	3/8-19	25,5	33,0	19,0	22,0
1207330	R1A25M406N-0808	1/2"	3/4-16	1/2-14	25,5	38,5	22,0	27,0
1207331	R1A25M406N-1008	5/8"	7/8-14	1/2-14	28,0	38,5	22,0	27,0
1208292	R1A25M406N-1012	5/8"	7/8-14	3/4-14	30,0	44,0	27,0	36,0
1207333	R1A25M406N-1212	3/4"	1 1/16-12	3/4-14	32,5	44,0	27,0	36,0
1212967	R1A25M406N-1216	3/4"	1 1/16-12	1-11	37,0	47,0	33,0	41,0
1212968	R1A25M406N-1412	7/8"	1 3/16-12	3/4-14	35,0	45,5	33,0	36,0
1212969	R1A25M406N-1612	1"	1 5/16-12	3/4-14	37,0	47,0	33,0	36,0
1207334	R1A25M406N-1616	1"	1 5/16-12	1-11	37,0	47,0	33,0	41,0
1208380	R1A25M406N-2020	1"1/4	1 5/8-12	1 1/4-11	39,5	48,5	41,0	50,0
1211703	R1A25M406N-2424	1"1/2	1 7/8-12	1 1/2-11	45,0	48,0	48,0	55,0

REV.2.1

// R1A25M906N

90° adjustable elbow connector

JIC Male - BSPP cylindric Male with O-Ring and retaining ring



Item Code	Product Code	OD1	F1	F2	C1 (mm)	C2 (mm)	CH (mm)	LN (mm)
1207238	R1A25M906N-0402	1/4"	7/16-20	1/8-28	22,5	26,0	12,0	14,0
1207239	R1A25M906N-0404	1/4"	7/16-20	1/4-19	27,0	31,5	14,0	19,0
1213024	R1A25M906N-0406	1/4"	7/16-20	3/8-19	28,5	36,5	17,0	22,0
1213025	R1A25M906N-0408	1/4"	7/16-20	1/2-14	31,0	43,0	22,0	27,0
1207240	R1A25M906N-0502	5/16"	1/2-20	1/8-28	24,0	27,5	14,0	14,0
1207241	R1A25M906N-0504	5/16"	1/2-20	1/4-19	27,0	31,5	14,0	19,0
1207743	R1A25M906N-0506	5/16"	1/2-20	3/8-19	28,5	36,5	17,0	22,0
1207242	R1A25M906N-0604	3/8"	9/16-18	1/4-19	27,0	31,5	14,0	19,0
1207243	R1A25M906N-0606	3/8"	9/16-18	3/8-19	28,5	36,5	17,0	22,0
1208226	R1A25M906N-0608	3/8"	9/16-18	1/2-14	31,0	43,0	22,0	27,0
1207244	R1A25M906N-0804	1/2"	3/4-16	1/4-19	31,5	33,5	19,0	19,0
1207245	R1A25M906N-0806	1/2"	3/4-16	3/8-19	31,5	36,5	19,0	22,0
1207246	R1A25M906N-0808	1/2"	3/4-16	1/2-14	34,1	43,0	22,0	27,0
1213026	R1A25M906N-0812	1/2"	3/4-16	3/4-14	37,0	49,0	27,0	36,0
1207744	R1A25M906N-1006	5/8"	7/8-14	3/8-19	36,5	39,5	22,0	22,0
1207247	R1A25M906N-1008	5/8"	7/8-14	1/2-14	36,5	43,0	22,0	27,0
1207745	R1A25M906N-1012	5/8"	7/8-14	3/4-14	39,5	49,0	27,0	27,0
1207248	R1A25M906N-1208	3/4"	1 1/16-12	1/2-14	42,0	45,5	27,0	27,0
1207249	R1A25M906N-1212	3/4"	1 1/16-12	3/4-14	42,0	49,0	27,0	36,0
1207250	R1A25M906N-1216	3/4"	1 1/16-12	1-11	44,5	52,0	33,0	41,0
1213027	R1A25M906N-1412	7/8"	1 3/16-12	3/4-14	44,0	50,5	33,0	36,0
1207251	R1A25M906N-1612	1"	1 5/16-12	3/4-14	46,0	52,0	33,0	36,0
1207252	R1A25M906N-1616	1"	1 5/16-12	1-11	46,0	52,0	33,0	41,0
1207746	R1A25M906N-1620	1"	1 5/16-12	1 1/4-11	51,0	57,0	41,0	50,0
1207253	R1A25M906N-2016	1" 1/4	1 5/8-12	1-11	52,0	57,0	41,0	41,0
1207254	R1A25M906N-2020	1" 1/4	1 5/8-12	1 1/4-11	52,0	57,0	41,0	50,0
1213028	R1A25M906N-2420	1" 1/2	1 7/8-12	1 1/4-11	59,0	61,0	48,0	50,0
1207255	R1A25M906N-2424	1" 1/2	1 7/8-12	1 1/2-11	59,0	61,0	48,0	55,0

// R1A25M906Y

90° adjustable long elbow connector

JIC Male - BSPP cylindric Male with O-Ring and retaining ring



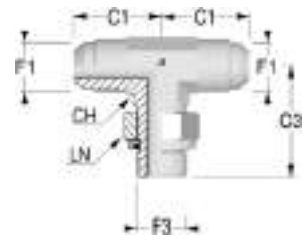
Item Code	Product Code	OD1	F1	F2	C1 (mm)	C2 (mm)	CH (mm)	LN (mm)
1213029	R1A25M906Y-0402	1/4"	7/16-20	1/8-28	24,0	46,0	14,0	14,0
1213030	R1A25M906Y-0404	1/4"	7/16-20	1/4-19	27,0	56,5	14,0	19,0
1213031	R1A25M906Y-0406	1/4"	7/16-20	3/8-19	28,5	67,0	17,0	22,0
1213032	R1A25M906Y-0408	1/4"	7/16-20	1/2-14	31,0	78,0	22,0	27,0
1213033	R1A25M906Y-0502	5/16"	1/2-20	1/8-28	24,0	49,5	14,0	14,0
1213034	R1A25M906Y-0504	5/16"	1/2-20	1/4-19	27,0	56,5	14,0	19,0
1213035	R1A25M906Y-0506	5/16"	1/2-20	3/8-19	28,5	61,0	17,0	22,0
1213036	R1A25M906Y-0604	3/8"	9/16-18	1/4-19	27,0	56,5	14,0	19,0
1213037	R1A25M906Y-0606	3/8"	9/16-18	3/8-19	28,5	67,0	17,0	22,0
1213038	R1A25M906Y-0608	3/8"	9/16-18	1/2-14	28,5	78,0	22,0	27,0
1213039	R1A25M906Y-0804	1/2"	3/4-16	1/4-19	31,5	64,0	22,0	19,0
1213040	R1A25M906Y-0806	1/2"	3/4-16	3/8-19	31,5	67,0	22,0	22,0
1213041	R1A25M906Y-0808	1/2"	3/4-16	1/2-14	34,1	78,0	22,0	27,0
1213042	R1A25M906Y-0812	1/2"	3/4-16	3/4-14	37,0	92,0	27,0	36,0
1213043	R1A25M906Y-1006	5/8"	7/8-14	3/8-19	36,5	75,0	22,0	22,0
1213044	R1A25M906Y-1008	5/8"	7/8-14	1/2-14	36,5	78,0	22,0	27,0
1213045	R1A25M906Y-1012	5/8"	7/8-14	3/4-14	39,5	92,0	27,0	36,0
1213046	R1A25M906Y-1208	3/4"	1 1/16-12	1/2-14	42,0	88,0	27,0	27,0
1213047	R1A25M906Y-1216	3/4"	1 1/16-12	1-11	44,5	105,0	33,0	41,0
1216418	R1A25M906Y-1412	7/8"	1 3/16-12	3/4-14	44,0	99,0	33,0	36,0
1213048	R1A25M906Y-1616	1"	1 5/16-12	1-11	46,0	105,0	33,0	41,0
1213049	R1A25M906Y-1620	1"	1 5/16-12	1 1/4-11	51,0	123,0	41,0	50,0
1213050	R1A25M906Y-2016	1 1/4"	1 5/8-12	1-11	52,0	124,0	41,0	41,0
1213051	R1A25M906Y-2020	1 1/4"	1 5/8-12	1 1/4-11	52,0	123,0	41,0	50,0
1213052	R1A25M906Y-2420	1 1/2"	1 7/8-12	1 1/4-11	59,0	134,0	48,0	50,0
1213053	R1A25M906Y-2424	1 1/2"	1 7/8-12	1 1/2-11	59,0	135,0	48,0	55,0

REV.2.1

// R1A25MT06N

Branch Tee adjustable elbow connector

JIC Male - BSPP cylindric Male with O-Ring and retaining ring

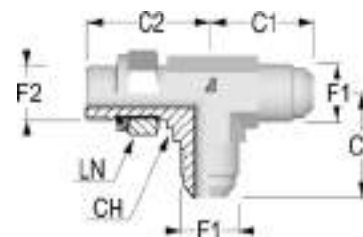


Item Code	Product Code	OD1	F1	F3	C1 (mm)	C3 (mm)	CH (mm)	LN (mm)
1208134	R1A25MT06N-0402	1/4"	7/16-20	1/8-28	24,5	26,0	12,0	14,0
1210701	R1A25MT06N-0404	1/4"	7/16-20	1/4-19	27,0	31,5	14,0	19,0
1212762	R1A25MT06N-0406	1/4"	7/16-20	3/8-19	28,5	36,5	17,0	22,0
1212763	R1A25MT06N-0408	1/4"	7/16-20	1/2-14	31,0	43,0	22,0	27,0
1212764	R1A25MT06N-0502	5/16"	1/2-20	1/8-28	24,0	27,5	14,0	14,0
1207314	R1A25MT06N-0504	5/16"	1/2-20	1/4-19	27,0	31,5	14,0	19,0
1212765	R1A25MT06N-0506	5/16"	1/2-20	3/8-19	28,5	36,5	17,0	22,0
1207313	R1A25MT06N-0604	3/8"	9/16-18	1/4-19	27,0	31,5	14,0	19,0
1210744	R1A25MT06N-0606	3/8"	9/16-18	3/8-19	28,5	36,5	17,0	22,0
1212766	R1A25MT06N-0608	3/8"	9/16-18	1/2-14	31,0	43,0	22,0	27,0
1212767	R1A25MT06N-0804	1/2"	3/4-16	1/4-19	31,5	33,5	19,0	19,0
1240190	R1A25MT06N-0806	1/2"	3/4-16	3/8-19	31,5	36,5	19,0	22,0
1207316	R1A25MT06N-0808	1/2"	3/4-16	1/2-14	34,0	43,0	22,0	27,0
1212768	R1A25MT06N-0812	1/2"	3/4-16	3/4-14	37,0	49,0	27,0	36,0
1212769	R1A25MT06N-1006	5/8"	7/8-14	3/8-19	36,5	39,5	22,0	22,0
1207317	R1A25MT06N-1008	5/8"	7/8-14	1/2-14	36,5	43,0	22,0	27,0
1212770	R1A25MT06N-1012	5/8"	7/8-14	3/4-14	36,5	43,0	27,0	36,0
1207318	R1A25MT06N-1208	3/4"	1 1/16-12	1/2-14	42,0	45,5	27,0	27,0
1207319	R1A25MT06N-1212	3/4"	1 1/16-12	3/4-14	42,0	49,0	27,0	27,0
1212771	R1A25MT06N-1216	3/4"	1 1/16-12	1-11	44,5	52,0	33,0	41,0
1216449	R1A25MT06N-1412	7/8"	1 3/16-12	3/4-14	44,0	50,5	33,0	27,0
1212772	R1A25MT06N-1612	1"	1 5/16-12	3/4-14	46,0	52,0	33,0	27,0
1207320	R1A25MT06N-1616	1"	1 5/16-12	1-11	46,0	52,0	33,0	41,0
1212773	R1A25MT06N-1620	1"	1 5/16-12	1 1/4-11	51,0	57,0	41,0	50,0
1212774	R1A25MT06N-2016	1" 1/4	1 5/8-12	1-11	52,0	57,0	41,0	41,0
1211631	R1A25MT06N-2020	1" 1/4	1 5/8-12	1 1/4-11	52,0	57,0	41,0	50,0
1211632	R1A25MT06N-2420	1" 1/2	1 7/8-12	1 1/4-11	59,0	61,0	48,0	50,0
1211633	R1A25MT06N-2424	1" 1/2	1 7/8-12	1 1/2-11	59,0	61,0	48,0	55,0

// R1A25ML06N

Run Tee adjustable elbow connector

JIC Male - BSPP cylindric Male with O-Ring and retaining ring



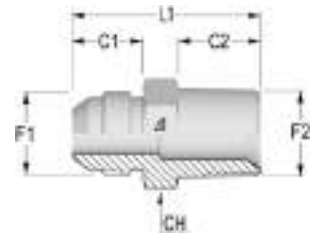
Item Code	Product Code	OD1	F1	F2	C1 (mm)	C2 (mm)	CH (mm)	LN (mm)
1210740	R1A25ML06N-0402	1/4"	7/16-20	1/8-28	22,5	26,5	12,0	14,0
1210742	R1A25ML06N-0404	1/4"	7/16-20	1/4-19	27,0	31,5	14,0	19,0
1212702	R1A25ML06N-0406	1/4"	7/16-20	3/8-19	28,5	36,5	17,0	22,0
1212703	R1A25ML06N-0408	1/4"	7/16-20	1/2-14	31,0	43,0	22,0	27,0
1210694	R1A25ML06N-0504	5/16"	1/2-20	1/4-19	27,0	31,5	14,0	19,0
1212704	R1A25ML06N-0506	5/16"	1/2-20	3/8-19	28,5	36,5	17,0	22,0
1207292	R1A25ML06N-0604	3/8"	9/16-18	1/4-19	27,0	31,5	14,0	19,0
1207293	R1A25ML06N-0606	3/8"	9/16-18	3/8-19	28,5	36,5	17,0	22,0
1212705	R1A25ML06N-0608	3/8"	9/16-18	1/2-14	31,0	43,0	22,0	27,0
1212706	R1A25ML06N-0804	1/2"	3/4-16	1/4-19	31,5	33,5	19,0	19,0
1207294	R1A25ML06N-0806	1/2"	3/4-16	3/8-19	31,5	36,5	19,0	22,0
1207295	R1A25ML06N-0808	1/2"	3/4-16	1/2-14	34,0	43,0	22,0	27,0
1212707	R1A25ML06N-0812	1/2"	3/4-16	3/4-14	37,0	49,0	27,0	36,0
1212708	R1A25ML06N-1006	5/8"	7/8-14	3/8-19	36,5	39,5	22,0	22,0
1207748	R1A25ML06N-1008	5/8"	7/8-14	1/2-14	36,5	43,0	22,0	27,0
1208030	R1A25ML06N-1012	5/8"	7/8-14	3/4-14	39,5	49,0	27,0	36,0
1207299	R1A25ML06N-1208	3/4"	1 1/16-12	1/2-14	42,0	45,5	27,0	27,0
1207296	R1A25ML06N-1212	3/4"	1 1/16-12	3/4-14	42,0	49,0	27,0	36,0
1208124	R1A25ML06N-1216	3/4"	1 1/16-12	1-11	44,5	52,0	33,0	41,0
1208277	R1A25ML06N-1612	1"	1 5/16-12	3/4-14	46,0	52,0	33,0	36,0
1207297	R1A25ML06N-1616	1"	1 5/16-12	1-11	46,0	52,0	33,0	41,0
1212710	R1A25ML06N-1620	1"	1 5/16-12	1 1/4-11	52,0	56,0	41,0	50,0
1212711	R1A25ML06N-2016	1 1/4"	1 5/8-12	1-11	52,0	57,0	41,0	41,0
1212712	R1A25ML06N-2420	1 1/2"	1 7/8-12	1 1/4-11	59,0	61,0	48,0	50,0
1208125	R1A25ML06N-2424	1 1/2"	1 7/8-12	1 1/2-11	59,0	61,0	48,0	55,0

REV.2.1

// R1A25M107M

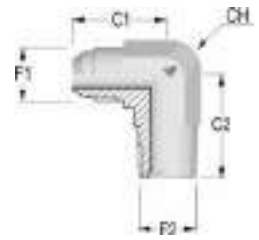
Straight connector

JIC Male - BSPT Male



Item Code	Product Code	OD1	F1	F2	C1 (mm)	C2 (mm)	L1 (mm)	CH (mm)
1203683	R1A25M107M-0402	1/4"	7/16-20	1/8-28	14,0	10,0	30,5	14,0
1203682	R1A25M107M-0404	1/4"	7/16-20	1/4-19	14,0	14,5	35,5	14,0
1203626	R1A25M107M-0502	5/16"	1/2-20	1/8-28	14,0	10,0	30,5	14,0
1203625	R1A25M107M-0504	5/16"	1/2-20	1/4-19	14,0	14,5	35,5	14,0
1203711	R1A25M107M-0604	3/8"	9/16-18	1/4-19	14,0	14,5	35,5	17,0
1203712	R1A25M107M-0606	3/8"	9/16-18	3/8-19	14,0	14,5	35,5	19,0
1203710	R1A25M107M-0608	3/8"	9/16-18	1/2-14	14,0	19,0	41,0	22,0
1203667	R1A25M107M-0804	1/2"	3/4-16	1/4-19	16,5	14,5	38,5	19,0
1203669	R1A25M107M-0806	1/2"	3/4-16	3/8-19	16,5	14,5	38,5	19,0
1203666	R1A25M107M-0808	1/2"	3/4-16	1/2-14	16,5	19,0	43,5	22,0
1203696	R1A25M107M-1006	5/8"	7/8-14	3/8-19	19,5	14,5	42,0	24,0
1203694	R1A25M107M-1008	5/8"	7/8-14	1/2-14	19,5	19,0	46,5	24,0
1203695	R1A25M107M-1012	5/8"	7/8-14	3/4-14	19,5	19,0	48,5	27,0
1203614	R1A25M107M-1208	3/4"	1 1/16-12	1/2-14	22,0	19,0	51,0	27,0
1203615	R1A25M107M-1212	3/4"	1 1/16-12	3/4-14	22,0	19,0	51,0	27,0
1203613	R1A25M107M-1216	3/4"	1 1/16-12	1-11	22,0	24,0	56,5	36,0
1216391	R1A25M107M-1412	7/8"	1 3/16-12	3/4-14	22,5	19,0	50,5	32,0
1203638	R1A25M107M-1612	1"	1 5/16-12	3/4-14	23,0	19,0	53,0	36,0
1203636	R1A25M107M-1616	1"	1 5/16-12	1-11	23,0	24,0	58,0	36,0
1203644	R1A25M107M-2016	1 1/4"	1 5/8-12	1-11	24,5	24,0	60,5	46,0
1203645	R1A25M107M-2020	1 1/4"	1 5/8-12	1 1/4-11	24,5	25,0	61,0	46,0
1203652	R1A25M107M-2424	1 1/2"	1 7/8-12	1 1/2-11	27,5	25,5	68,0	50,0

// R1A25M907M
90° elbow connector
JIC Male - BSPT Male



Item Code	Product Code	OD1	F1	F2	C1 (mm)	C2 (mm)	CH (mm)
1203874	R1A25M907M-0402	1/4"	7/16-20	1/8-28	22,5	19,5	12,0
1203873	R1A25M907M-0404	1/4"	7/16-20	1/4-19	27,0	27,5	14,0
1203840	R1A25M907M-0502	5/16"	1/2-20	1/8-28	24,0	20,0	14,0
1203839	R1A25M907M-0504	5/16"	1/2-20	1/4-19	27,0	27,0	14,0
1203895	R1A25M907M-0604	3/8"	9/16-18	1/4-19	27,0	27,0	14,0
1203896	R1A25M907M-0606	3/8"	9/16-18	3/8-19	28,5	31,0	17,0
1203894	R1A25M907M-0608	3/8"	9/16-18	1/2-14	31,0	37,5	22,0
1203864	R1A25M907M-0804	1/2"	3/4-16	1/4-19	31,5	31,0	19,0
1203865	R1A25M907M-0806	1/2"	3/4-16	3/8-19	31,5	31,0	19,0
1203863	R1A25M907M-0808	1/2"	3/4-16	1/2-14	34,0	37,0	22,0
1203883	R1A25M907M-1006	5/8"	7/8-14	3/8-19	36,5	32,5	22,0
1203881	R1A25M907M-1008	5/8"	7/8-14	1/2-14	36,5	40,0	22,0
1203882	R1A25M907M-1012	5/8"	7/8-14	3/4-14	39,5	40,5	27,0
1203835	R1A25M907M-1212	3/4"	1 1/16-12	3/4-14	42,0	40,5	27,0
1203833	R1A25M907M-1216	3/4"	1 1/16-12	1-11	44,5	50,0	33,0
1216419	R1A25M907M-1412	7/8"	1 3/16-12	3/4-14	44,0	43,0	33,0
1203847	R1A25M907M-1612	1"	1 5/16-12	3/4-14	46,0	45,0	33,0
1203846	R1A25M907M-1616	1"	1 5/16-12	1-11	46,0	50,0	33,0
1205460	R1A25M907M-2016	1"1/4	1 5/8-12	1-11	52,0	59,5	41,0
1203853	R1A25M907M-2020	1"1/4	1 5/8-12	1 1/4-11	52,0	60,5	41,0
1213054	R1A25M907M-2424	1"1/2	1 7/8-12	1 1/2-11	59,0	67,0	48,0

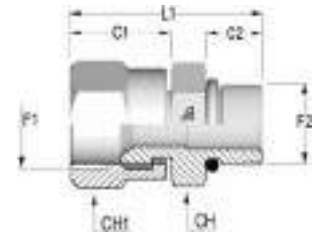
REV.2.1

// METRIC

// R1A2511525

Straight connector

JIC Female - Metric Male with O-Ring

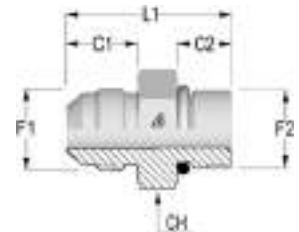


Item Code	Product Code	OD1	F1	F2	C1 (mm)	C2 (mm)	L1 (mm)	CH (mm)	CH1 (mm)
1207442	R1A2511525-0410	1/4"	7/16-20	M10X1.0	17,0	11,0	34,5	14,0	16,0
1216347	R1A2511525-0412	1/4"	7/16-20	M12X1.5	17,0	13,5	36,5	17,0	16,0
1216348	R1A2511525-0510	5/16"	1/2-20	M10X1.0	18,5	11,0	36,5	14,0	17,0
1207443	R1A2511525-0512	5/16"	1/2-20	M12X1.5	18,5	13,5	39,0	17,0	17,0
1216349	R1A2511525-0514	5/16"	1/2-20	M14X1.5	18,5	13,5	40,0	19,0	17,0
1207444	R1A2511525-0614	3/8"	9/16-18	M14X1.5	18,5	13,5	41,0	19,0	19,0
1216350	R1A2511525-0616	3/8"	9/16-18	M16X1.5	18,5	14,0	42,5	22,0	19,0
1216351	R1A2511525-0818	1/2"	3/4-16	M18X1.5	22,2	15,0	45,5	24,0	25,0
1207629	R1A2511525-1018	5/8"	7/8-14	M18X1.5	25,2	15,0	48,2	24,0	27,0
1216352	R1A2511525-1020	5/8"	7/8-14	M20X1.5	25,2	16,5	49,7	24,0	27,0
1207446	R1A2511525-1022	5/8"	7/8-14	M22X1.5	25,2	15,5	50,7	27,0	27,0
1216353	R1A2511525-1222	3/4"	1 1/16-12	M22X1.5	27,3	15,5	53,5	27,0	32,0
1207447	R1A2511525-1227	3/4"	1 1/16-12	M27X2	27,3	18,5	57,5	32,0	32,0
1216354	R1A2511525-1426	7/8"	1 3/16-12	M26X1.5	27,0	21,0	60,0	32,0	36,0
1216355	R1A2511525-1627	1"	1 5/16-12	M27X2	29,6	18,5	60,0	36,0	38,0
1207448	R1A2511525-1633	1"	1 5/16-12	M33X2.0	29,6	19,0	61,0	41,0	38,0

// R1A25M1525

Straight connector

JIC Male - Metric Male with O-Ring

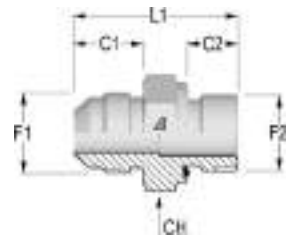


Item Code	Product Code	OD1	F1	F2	C1 (mm)	C2 (mm)	L1 (mm)	CH (mm)
1207635	R1A25M1525-0412	1/4"	7/16-20	M12X1.5	14,0	13,5	31,5	17,0
1207636	R1A25M1525-0510	5/16"	1/2-20	M10X1.0	14,0	11,0	30,5	14,0
1224083	R1A25M1525-0512	5/16"	1/2-20	M12X1.5	14,0	13,5	33,5	17,0
1207408	R1A25M1525-0614	3/8"	9/16-18	M14X1.5	14,0	13,5	33,5	19,0
1207639	R1A25M1525-0616	3/8"	9/16-18	M16X1.5	14,0	14,0	35,0	22,0
1211696	R1A25M1525-0816	1/2"	3/4-16	M16X1.5	16,5	14,0	38,0	22,0
1207387	R1A25M1525-0818	1/2"	3/4-16	M18X1.5	16,5	15,0	38,5	24,0
1225818	R1A25M1525-1018	5/8"	7/8-14	M18X1.5	19,5	15,0	42,0	24,0
1212958	R1A25M1525-1020	5/8"	7/8-14	M20X1.5	19,5	16,5	41,5	24,0
1207405	R1A25M1525-1022	5/8"	7/8-14	M22X1.5	19,5	15,5	43,0	27,0
1207404	R1A25M1525-1222	3/4"	1 1/16-12	M22X1.5	22,0	15,5	45,5	27,0
1207403	R1A25M1525-1227	3/4"	1 1/16-12	M27X2	22,0	18,5	49,0	32,0
1216402	R1A25M1525-1627	1"	1 5/16-12	M27X2	23,0	18,5	50,5	36,0
1207402	R1A25M1525-1633	1"	1 5/16-12	M33X2.0	23,0	19,0	51,0	41,0
1207401	R1A25M1525-2042	1 1/4"	1 5/8-12	M42X2	24,5	19,0	55,0	50,0
1207400	R1A25M1525-2448	1 1/2"	1 7/8-12	M48X2.0	27,5	17,5	60,0	55,0

// R1A25M152I

Straight connector

JIC Male - Metric Male with elastomer

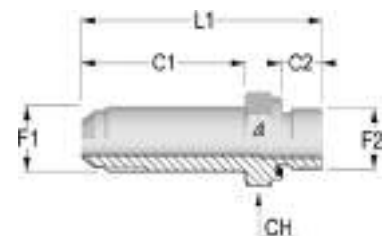


Item Code	Product Code	OD1	F1	F2	C1 (mm)	C2 (mm)	L1 (mm)	CH (mm)
1207390	R1A25M152I-0410	1/4"	7/16-20	M10X1.0	14,0	8,0	31,0	14,0
1212950	R1A25M152I-0412	1/4"	7/16-20	M12X1.5	14,0	12,0	33,5	17,0
1212951	R1A25M152I-0510	5/16"	1/2-20	M10X1.0	14,0	8,0	30,5	14,0
1207391	R1A25M152I-0512	5/16"	1/2-20	M12X1.5	14,0	12,0	33,5	17,0
1208306	R1A25M152I-0514	5/16"	1/2-20	M14X1.5	14,0	12,0	35,0	19,0
1207392	R1A25M152I-0614	3/8"	9/16-18	M14X1.5	14,0	12,0	33,5	19,0
1212952	R1A25M152I-0616	3/8"	9/16-18	M16X1.5	14,0	12,0	35,5	22,0
1207393	R1A25M152I-0816	1/2"	3/4-16	M16X1.5	16,5	12,0	37,5	22,0
1207388	R1A25M152I-0818	1/2"	3/4-16	M18X1.5	16,5	12,0	39,0	24,0
1207389	R1A25M152I-1018	5/8"	7/8-14	M18X1.5	19,5	12,0	41,5	24,0
1212953	R1A25M152I-1020	5/8"	7/8-14	M20X1.5	19,5	14,0	43,5	24,0
1207394	R1A25M152I-1022	5/8"	7/8-14	M22X1.5	19,5	14,0	43,0	27,0
1207395	R1A25M152I-1222	3/4"	1 1/16-12	M22X1.5	22,0	14,0	45,5	27,0
1207396	R1A25M152I-1227	3/4"	1 1/16-12	M27X2	22,0	16,0	49,0	32,0
1216405	R1A25M152I-1426	7/8"	1 3/16-12	M26X1.5	22,5	16,0	49,5	32,0
1212957	R1A25M152I-1627	1"	1 5/16-12	M27X2	23,0	16,0	55,0	36,0
1207397	R1A25M152I-1633	1"	1 5/16-12	M33X2.0	23,0	18,0	51,5	41,0
1207398	R1A25M152I-2042	1"1/4	1 5/8-12	M42X2	24,5	20,0	55,0	50,0
1207399	R1A25M152I-2448	1"1/2	1 7/8-12	M48X2.0	27,5	22,0	60,5	55,0

// R1A25M152H

Long connector

JIC Male - Metric Male with elastomer



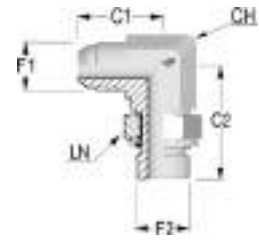
Item Code	Product Code	OD1	F1	F2	C1 (mm)	C2 (mm)	L1 (mm)	CH (mm)
1212934	R1A25M152H-0410	1/4"	7/16-20	M10X1.0	35,0	9,5	51,0	14,0
1212935	R1A25M152H-0510	5/16"	1/2-20	M10X1.0	37,0	9,5	53,0	14,0
1212936	R1A25M152H-0512	5/16"	1/2-20	M12X1.5	37,0	14,0	55,5	17,0
1212937	R1A25M152H-0514	5/16"	1/2-20	M14X1.5	37,0	14,0	56,5	19,0
1212938	R1A25M152H-0614	3/8"	9/16-18	M14X1.5	39,0	14,0	58,5	19,0
1212939	R1A25M152H-0616	3/8"	9/16-18	M16X1.5	39,0	14,0	60,0	22,0
1212940	R1A25M152H-0816	1/2"	3/4-16	M16X1.5	48,0	14,0	69,0	22,0
1212941	R1A25M152H-0818	1/2"	3/4-16	M18X1.5	48,0	14,5	70,5	24,0
1212942	R1A25M152H-1018	5/8"	7/8-14	M18X1.5	53,0	14,5	75,5	24,0
1212943	R1A25M152H-1022	5/8"	7/8-14	M22X1.5	53,0	17,0	78,0	27,0
1212944	R1A25M152H-1222	3/4"	1 1/16-12	M22X1.5	63,0	17,0	89,0	27,0
1212945	R1A25M152H-1227	3/4"	1 1/16-12	M27X2	63,0	19,0	92,5	32,0
1212946	R1A25M152H-1627	1"	1 5/16-12	M27X2	72,0	19,0	102,0	36,0
1212947	R1A25M152H-1633	1"	1 5/16-12	M33X2.0	72,0	21,0	102,5	41,0
1212948	R1A25M152H-2042	1"1/4	1 5/8-12	M42X2	88,0	23,0	121,0	50,0
1212949	R1A25M152H-2448	1"1/2	1 7/8-12	M48X2.0	88,0	25,0	136,0	55,0

REV.2.1

// R1A25M952Q

90° adjustable elbow connector

JIC Male - Metric Male with O-Ring and retaining ring

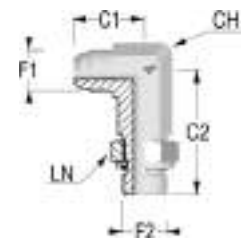


Item Code	Product Code	OD1	F1	F2	C1 (mm)	C2 (mm)	CH (mm)	LN (mm)
1207275	R1A25M952Q-0410	1/4"	7/16-20	M10X1.0	22,5	27,5	12,0	14,0
1213138	R1A25M952Q-0412	1/4"	7/16-20	M12X1.5	27,0	31,5	14,0	17,0
1213140	R1A25M952Q-0510	5/16"	1/2-20	M10X1.0	24,0	27,5	14,0	14,0
1207276	R1A25M952Q-0512	5/16"	1/2-20	M12X1.5	27,0	31,5	14,0	17,0
1213141	R1A25M952Q-0514	5/16"	1/2-20	M14X1.5	27,0	32,5	14,0	19,0
1207277	R1A25M952Q-0614	3/8"	9/16-18	M14X1.5	27,0	32,5	14,0	19,0
1213142	R1A25M952Q-0616	3/8"	9/16-18	M16X1.5	28,5	36,5	17,0	22,0
1207278	R1A25M952Q-0816	1/2"	3/4-16	M16X1.5	31,5	36,5	19,0	22,0
1207523	R1A25M952Q-0818	1/2"	3/4-16	M18X1.5	31,5	39,5	19,0	24,0
1207279	R1A25M952Q-1018	5/8"	7/8-14	M18X1.5	36,5	41,5	22,0	24,0
1213144	R1A25M952Q-1020	5/8"	7/8-14	M20X1.5	36,5	43,0	22,0	27,0
1207280	R1A25M952Q-1022	5/8"	7/8-14	M22X1.5	36,5	43,0	22,0	27,0
1207281	R1A25M952Q-1222	3/4"	1 1/16-12	M22X1.5	42,0	45,5	27,0	27,0
1210693	R1A25M952Q-1227	3/4"	1 1/16-12	M27X2	42,0	51,5	27,0	32,0
1213145	R1A25M952Q-1426	7/8"	1 3/16-12	M26X1.5	44,0	50,5	27,0	36,0
1213146	R1A25M952Q-1627	1"	1 5/16-12	M27X2	46,0	55,0	33,0	32,0
1207282	R1A25M952Q-1633	1"	1 5/16-12	M33X1.5	46,0	55,0	33,0	41,0
1211742	R1A25M952Q-2042	1"1/4	1 5/8-12	M42X2	52,0	60,0	41,0	50,0
1213147	R1A25M952Q-2448	1"1/2	1 7/8-12	M48X1.5	59,0	67,0	48,0	55,0

// R1A25M952Y

90° adjustable long elbow connector

JIC Male - Metric Male with O-Ring and retaining ring



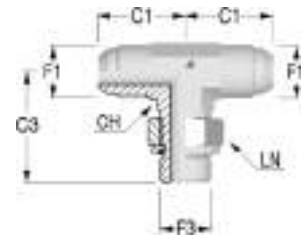
Item Code	Product Code	OD1	F1	F2	C1 (mm)	C2 (mm)	CH (mm)	LN (mm)
1213148	R1A25M952Y-0410	1/4"	7/16-20	M10X1.0	22,5	46,0	12,0	14,0
1213149	R1A25M952Y-0412	1/4"	7/16-20	M12X1.5	27,0	53,5	14,0	17,0
1213150	R1A25M952Y-0510	5/16"	1/2-20	M10X1.0	24,0	49,5	14,0	14,0
1213151	R1A25M952Y-0512	5/16"	1/2-20	M12X1.5	27,0	53,5	14,0	17,0
1213152	R1A25M952Y-0514	5/16"	1/2-20	M14X1.5	27,0	56,5	14,0	19,0
1213153	R1A25M952Y-0614	3/8"	9/16-18	M14X1.5	27,0	56,5	14,0	19,0
1213154	R1A25M952Y-0616	3/8"	9/16-18	M16X1.5	28,5	67,0	17,0	22,0
1213155	R1A25M952Y-0816	1/2"	3/4-16	M16X1.5	31,5	67,0	19,0	22,0
1213156	R1A25M952Y-0818	1/2"	3/4-16	M18X1.5	31,5	67,0	19,0	24,0
1213157	R1A25M952Y-1018	5/8"	7/8-14	M18X1.5	36,5	75,0	22,0	24,0
1213158	R1A25M952Y-1020	5/8"	7/8-14	M20X1.5	36,5	78,0	22,0	27,0
1213159	R1A25M952Y-1022	5/8"	7/8-14	M22X1.5	36,5	78,0	22,0	27,0
1213160	R1A25M952Y-1222	3/4"	1 1/16-12	M22X1.5	42,0	88,0	27,0	27,0
1213161	R1A25M952Y-1227	3/4"	1 1/16-12	M27X2	42,0	95,0	27,0	32,0
1216432	R1A25M952Y-1426	7/8"	1 3/16-12	M26X1.5	44,0	97,0	27,0	36,0
1213162	R1A25M952Y-1627	1"	1 5/16-12	M27X2	46,0	105,0	33,0	32,0
1213163	R1A25M952Y-1633	1"	1 5/16-12	M33X1.5	46,0	105,0	33,0	41,0
1213164	R1A25M952Y-2042	1"1/4	1 5/8-12	M42X2	52,0	124,0	41,0	50,0
1213165	R1A25M952Y-2448	1"1/2	1 7/8-12	M48X1.5	59,0	141,0	48,0	55,0

173

ADAPTERS

// R1A25MT52Q

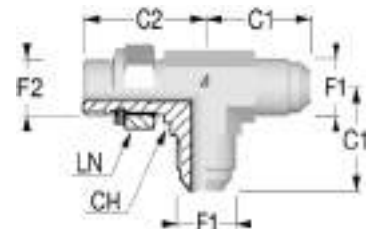
Branch Tee adjustable elbow connector
JIC Male - Metric Male with O-Ring and retaining ring



Item Code	Product Code	OD1	F1	F3	C1 (mm)	C3 (mm)	CH (mm)	LN (mm)
1211640	R1A25MT52Q-0410	1/4"	7/16-20	M10X1.0	22,5	27,5	12,0	14,0
1212815	R1A25MT52Q-0412	1/4"	7/16-20	M12X1.5	27,0	31,5	14,0	17,0
1212816	R1A25MT52Q-0510	5/16"	1/2-20	M10X1.0	24,0	27,5	14,0	14,0
1210706	R1A25MT52Q-0512	5/16"	1/2-20	M12X1.5	27,0	31,5	14,0	17,0
1212817	R1A25MT52Q-0514	5/16"	1/2-20	M14X1.5	27,0	32,5	14,0	19,0
1207324	R1A25MT52Q-0614	3/8"	9/16-18	M14X1.5	27,0	32,5	14,0	19,0
1212818	R1A25MT52Q-0616	3/8"	9/16-18	M16X1.5	28,5	36,5	17,0	22,0
1210707	R1A25MT52Q-0816	1/2"	3/4-16	M16X1.5	31,5	36,5	19,0	22,0
1212819	R1A25MT52Q-0818	1/2"	3/4-16	M18X1.5	31,5	39,5	19,0	24,0
1212820	R1A25MT52Q-1020	5/8"	7/8-14	M20X1.5	36,5	43,0	22,0	27,0
1211641	R1A25MT52Q-1022	5/8"	7/8-14	M22X1.5	36,5	43,0	22,0	27,0
1212821	R1A25MT52Q-1222	3/4"	1 1/16-12	M22X1.5	42,0	45,5	27,0	27,0
1211642	R1A25MT52Q-1227	3/4"	1 1/16-12	M27X1.5	42,0	51,5	27,0	32,0
1216493	R1A25MT52Q-1426	7/8"	1 3/16-12	M26X1.5	44,0	50,5	27,0	36,0
1212822	R1A25MT52Q-1627	1"	1 5/16-12	M27X2	46,0	55,0	33,0	32,0
1211643	R1A25MT52Q-1633	1"	1 5/16-12	M33X1.5	46,0	55,0	33,0	41,0
1211644	R1A25MT52Q-2042	1 1/4"	1 5/8-12	M42X2	52,0	60,0	41,0	50,0
1211645	R1A25MT52Q-2448	1 1/2"	1 7/8-12	M48X1.5	59,0	67,0	48,0	55,0

// R1A25ML52Q

Run Tee adjustable elbow connector
JIC Male - Metric Male with O-Ring and retaining ring



Item Code	Product Code	OD1	F1	F2	C1 (mm)	C2 (mm)	CH (mm)	LN (mm)
1210699	R1A25ML52Q-0410	1/4"	7/16-20	M10X1.0	22,5	27,5	12,0	14,0
1212753	R1A25ML52Q-0412	1/4"	7/16-20	M12X1.5	27,0	31,5	14,0	17,0
1212754	R1A25ML52Q-0510	5/16"	1/2-20	M10X1.0	24,0	27,5	14,0	14,0
1211626	R1A25ML52Q-0512	5/16"	1/2-20	M12X1.5	27,0	31,5	14,0	17,0
1212755	R1A25ML52Q-0514	5/16"	1/2-20	M14X1.5	27,0	32,5	14,0	19,0
1207303	R1A25ML52Q-0614	3/8"	9/16-18	M14X1.5	27,0	32,5	14,0	19,0
1212756	R1A25ML52Q-0616	3/8"	9/16-18	M16X1.5	28,5	36,5	17,0	22,0
1207302	R1A25ML52Q-0816	1/2"	3/4-16	M16X1.5	31,5	36,5	19,0	22,0
1212757	R1A25ML52Q-0818	1/2"	3/4-16	M18X1.5	31,5	39,5	19,0	24,0
1212758	R1A25ML52Q-1018	5/8"	7/8-14	M18X1.5	36,5	41,5	22,0	24,0
1212759	R1A25ML52Q-1020	5/8"	7/8-14	M20X1.5	36,5	43,0	22,0	27,0
1210700	R1A25ML52Q-1022	5/8"	7/8-14	M22X1.5	36,5	43,0	22,0	27,0
1212760	R1A25ML52Q-1222	3/4"	1 1/16-12	M22X1.5	42,0	45,5	27,0	27,0
1211627	R1A25ML52Q-1227	3/4"	1 1/16-12	M27X2	42,0	51,5	27,0	32,0
1216448	R1A25ML52Q-1426	7/8"	1 3/16-12	M26X1.5	44,0	50,5	27,0	36,0
1212761	R1A25ML52Q-1627	1"	1 5/16-12	M27X2	46,0	55,0	33,0	32,0
1211628	R1A25ML52Q-1633	1"	1 5/16-12	M33X1.5	46,0	55,0	33,0	41,0
1211629	R1A25ML52Q-2042	1 1/4"	1 5/8-12	M42X2	52,0	60,0	41,0	50,0
1211630	R1A25ML52Q-2448	1 1/2"	1 7/8-12	M48X1.5	59,0	67,0	48,0	55,0

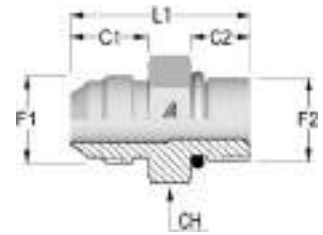
REV.2.1

// SAE UNF

// R1A25M1305

Straight connector

JIC Male - SAE UNF/UN Male with O-Ring

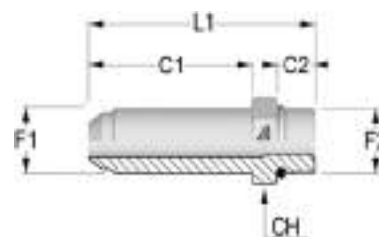


Item Code	Product Code	OD1	F1	F2	C1 (mm)	C2 (mm)	L1 (mm)	CH (mm)
1207370	R1A25M1305-0404	1/4"	7/16-20	7/16-20	14,0	9,0	31,0	14,0
1207371	R1A25M1305-0405	1/4"	7/16-20	1/2-20	14,0	9,0	31,0	16,0
1207630	R1A25M1305-0406	1/4"	7/16-20	9/16-18	14,0	10,0	32,5	17,0
1207372	R1A25M1305-0505	5/16"	1/2-20	1/2-20	14,0	9,0	31,0	17,0
1208278	R1A25M1305-0604	3/8"	9/16-18	7/16-20	14,0	9,0	32,0	17,0
1216397	R1A25M1305-0605	3/8"	9/16-18	1/2-20	14,0	9,0	32,5	17,0
1207373	R1A25M1305-0606	3/8"	9/16-18	9/16-18	14,0	10,0	33,0	17,0
1207374	R1A25M1305-0608	3/8"	9/16-18	3/4-16	14,0	11,0	35,0	22,0
1207375	R1A25M1305-0808	1/2"	3/4-16	3/4-16	16,5	11,0	38,0	22,0
1207376	R1A25M1305-0810	1/2"	3/4-16	7/8-14	16,5	12,5	40,5	27,0
1207631	R1A25M1305-0812	1/2"	3/4-16	1 1/16-12	16,5	15,0	44,5	32,0
1207632	R1A25M1305-1008	5/8"	7/8-14	3/4-16	19,5	14,3	41,5	27,0
1207377	R1A25M1305-1010	5/8"	7/8-14	7/8-14	19,5	12,5	43,0	27,0
1207633	R1A25M1305-1012	5/8"	7/8-14	1 1/16-12	19,5	15,0	47,0	32,0
1207378	R1A25M1305-1208	3/4"	1 1/16-12	3/4-16	22,0	14,3	48,5	27,0
1207379	R1A25M1305-1210	3/4"	1 1/16-12	7/8-14	22,0	12,5	47,5	27,0
1207380	R1A25M1305-1212	3/4"	1 1/16-12	1 1/16-12	22,0	15,0	50,0	32,0
1207381	R1A25M1305-1216	3/4"	1 1/16-12	1 5/16-12	22,0	15,0	50,5	38,0
1216398	R1A25M1305-1414	7/8"	1 3/16-12	1 3/16-12	22,5	15,0	50,5	36,0
1207382	R1A25M1305-1612	1"	1 5/16-12	1 1/16-12	23,0	18,3	50,5	36,0
1207383	R1A25M1305-1616	1"	1 5/16-12	1 5/16-12	23,0	15,0	52,0	38,0
1207634	R1A25M1305-1620	1"	1 5/16-12	1 5/8-12	23,0	15,0	54,0	46,0
1205938	R1A25M1305-2016	1"1/4	1 5/8-12	1 5/16-12	24,5	19,1	55,5	46,0
1207384	R1A25M1305-2020	1"1/4	1 5/8-12	1 5/8-12	24,5	15,0	55,0	46,0
1207385	R1A25M1305-2424	1"1/2	1 7/8-12	1 7/8-12	27,5	15,0	60,5	55,0

// R1A25M130J

Long connector

JIC Male - SAE UNF/UN Male with O-Ring

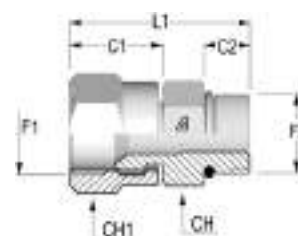


Item Code	Product Code	OD1	F1	F2	C1 (mm)	C2 (mm)	L1 (mm)	CH (mm)
1212883	R1A25M130J-0404	1/4"	7/16-20	7/16-20	35,0	9,0	52,5	17,0
1212884	R1A25M130J-0405	1/4"	7/16-20	1/2-20	35,0	9,0	52,5	17,0
1212885	R1A25M130J-0406	1/4"	7/16-20	9/16-18	35,0	10,0	54,5	19,0
1212886	R1A25M130J-0505	5/16"	1/2-20	1/2-20	37,0	9,0	54,5	16,0
1212888	R1A25M130J-0606	3/8"	9/16-18	9/16-18	39,0	10,0	58,5	19,0
1212889	R1A25M130J-0608	3/8"	9/16-18	3/4-16	39,0	11,0	60,0	24,0
1212890	R1A25M130J-0808	1/2"	3/4-16	3/4-16	48,0	11,0	68,5	24,0
1212891	R1A25M130J-0810	1/2"	3/4-16	7/8-14	48,0	12,5	71,5	27,0
1212892	R1A25M130J-0812	1/2"	3/4-16	1 1/16-12	48,0	15,0	71,5	32,0
1212893	R1A25M130J-1008	5/8"	7/8-14	3/4-16	53,0	11,0	75,5	27,0
1212894	R1A25M130J-1010	5/8"	7/8-14	7/8-14	53,0	12,5	77,0	27,0
1212895	R1A25M130J-1012	5/8"	7/8-14	1 1/16-12	53,0	15,0	81,5	32,0
1212898	R1A25M130J-1212	3/4"	1 1/16-12	1 1/16-12	63,0	15,0	91,5	32,0
1212899	R1A25M130J-1216	3/4"	1 1/16-12	1 5/16-12	63,0	15,0	92,5	41,0
1216400	R1A25M130J-1414	7/8"	1 3/16-12	1 3/16-12	68,0	15,0	96,5	36,0
1212900	R1A25M130J-1612	1"	1 5/16-12	1 1/16-12	72,0	15,0	100,0	41,0
1212901	R1A25M130J-1616	1"	1 5/16-12	1 5/16-12	72,0	15,0	101,0	41,0
1212903	R1A25M130J-2020	1 1/4"	1 5/8-12	1 5/8-12	88,0	15,0	119,0	50,0
1212904	R1A25M130J-2424	1 1/2"	1 7/8-12	1 7/8-12	98,0	15,0	131,0	55,0

// R1A2511305

Straight connector

JIC Female - SAE UNF/UN Male with O-Ring



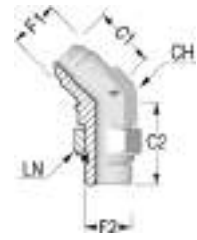
Item Code	Product Code	OD1	F1	F2	C1 (mm)	C2 (mm)	L1 (mm)	CH (mm)	CH1 (mm)
1207435	R1A2511305-0404	1/4"	7/16-20	7/16-20	17,0	9,0	34,0	14,0	16,0
1213175	R1A2511305-0405	1/4"	7/16-20	1/2-20	17,0	9,0	34,0	16,0	16,0
1213176	R1A2511305-0406	1/4"	7/16-20	9/16-18	17,0	10,0	35,0	17,0	16,0
1207436	R1A2511305-0505	5/16"	1/2-20	1/2-20	18,5	9,0	35,5	17,0	17,0
1207437	R1A2511305-0606	3/8"	9/16-18	9/16-18	18,5	10,0	36,5	17,0	19,0
1213177	R1A2511305-0608	3/8"	9/16-18	3/4-16	18,5	11,0	39,5	22,0	19,0
1207438	R1A2511305-0808	1/2"	3/4-16	3/4-16	22,2	11,0	43,2	22,0	25,0
1213178	R1A2511305-0810	1/2"	3/4-16	7/8-14	22,2	12,5	46,2	27,0	27,0
1213179	R1A2511305-0812	1/2"	3/4-16	1 1/16-12	22,2	15,0	49,2	32,0	25,0
1213180	R1A2511305-1008	5/8"	7/8-14	3/4-16	25,2	11,0	46,2	22,0	27,0
1207439	R1A2511305-1010	5/8"	7/8-14	7/8-14	25,2	12,5	49,2	27,0	27,0
1213181	R1A2511305-1012	5/8"	7/8-14	1 1/16-12	25,2	15,0	52,2	32,0	27,0
1213183	R1A2511305-1210	3/4"	1 1/16-12	7/8-14	27,3	12,5	51,3	27,0	32,0
1207440	R1A2511305-1212	3/4"	1 1/16-12	1 1/16-12	27,3	15,0	54,3	32,0	32,0
1213184	R1A2511305-1216	3/4"	1 1/16-12	1 5/16-12	27,3	15,0	54,3	38,0	32,0
1216346	R1A2511305-1414	7/8"	1 3/16-12	1 3/16-12	27,0	15,0	54,0	36,0	36,0
1213185	R1A2511305-1612	1"	1 5/16-12	1 1/16-12	29,6	15,0	56,6	32,0	38,0
1207441	R1A2511305-1616	1"	1 5/16-12	1 5/16-12	29,6	15,0	56,6	41,0	38,0
1213208	R1A2521305-2424	1 1/2"	1 7/8-12	1 7/8-12	18,4	15,0	67,0	50,0	55,0

REV.2.1

// R1A25M4305

45° adjustable elbow connector

JIC Male - SAE UNF/UN Male with O-Ring

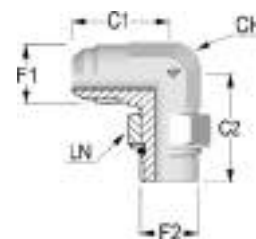


Item Code	Product Code	OD1	F1	F2	C1 (mm)	C2 (mm)	CH (mm)	LN (mm)
1212979	R1A25M4305-0405	1/4"	7/16-20	1/2-20	21,0	26,5	14,0	19,0
1207335	R1A25M4305-0505	5/16"	1/2-20	1/2-20	21,0	26,5	14,0	19,0
1207336	R1A25M4305-0606	3/8"	9/16-18	9/16-18	19,5	26,5	14,0	22,0
1212980	R1A25M4305-0608	3/8"	9/16-18	3/4-16	22,5	38,0	19,0	24,0
1207337	R1A25M4305-0808	1/2"	3/4-16	3/4-16	25,0	33,0	19,0	24,0
1212981	R1A25M4305-0810	1/2"	3/4-16	7/8-14	27,5	42,5	22,0	30,0
1212982	R1A25M4305-1008	5/8"	7/8-14	3/4-16	28,0	37,0	22,0	24,0
1207338	R1A25M4305-1010	5/8"	7/8-14	7/8-14	28,0	38,5	22,0	30,0
1216413	R1A25M4305-1012	5/8"	7/8-14	1 1/16-12	28,5	44,0	27,0	36,0
1212983	R1A25M4305-1208	3/4"	1 1/16-12	3/4-16	32,5	37,5	27,0	24,0
1211710	R1A25M4305-1210	3/4"	1 1/16-12	7/8-14	32,5	40,5	27,0	27,0
1207339	R1A25M4305-1212	3/4"	1 1/16-12	1 1/16-12	32,5	44,0	27,0	36,0
1212984	R1A25M4305-1216	3/4"	1 1/16-12	1 5/16-12	32,5	47,0	33,0	41,0
1212985	R1A25M4305-1414	7/8"	1 3/16-12	1 3/16-12	37,0	47,0	33,0	38,0
1212986	R1A25M4305-1612	1"	1 5/16-12	1 1/16-12	37,5	44,0	33,0	36,0
1207340	R1A25M4305-1616	1"	1 5/16-12	1 5/16-12	37,5	47,0	33,0	41,0
1212987	R1A25M4305-1620	1"	1 5/16-12	1 5/8-12	40,0	48,5	41,0	50,0
1211711	R1A25M4305-2020	1" 1/4	1 5/8-12	1 5/8-12	40,5	48,5	41,0	50,0
1211712	R1A25M4305-2424	1" 1/2	1 7/8-12	1 7/8-12	45,0	48,5	48,0	55,0

// R1A25M9305

90° adjustable elbow connector

JIC Male - SAE UNF/UN Male with O-Ring



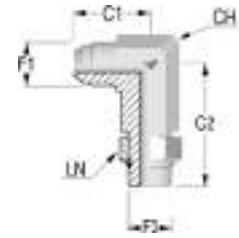
Item Code	Product Code	OD1	F1	F2	C1 (mm)	C2 (mm)	CH (mm)	LN (mm)
1207256	R1A25M9305-0404	1/4"	7/16-20	7/16-20	22,5	26,0	12,0	17,0
1207640	R1A25M9305-0405	1/4"	7/16-20	1/2-20	24,0	27,5	14,0	17,0
1213077	R1A25M9305-0406	1/4"	7/16-20	9/16-18	27,0	31,5	14,0	19,0
1207257	R1A25M9305-0505	5/16"	1/2-20	1/2-20	24,0	27,5	14,0	17,0
1207258	R1A25M9305-0606	3/8"	9/16-18	9/16-18	27,0	31,5	14,0	19,0
1207641	R1A25M9305-0608	3/8"	9/16-18	3/4-16	28,5	36,5	19,0	24,0
1216429	R1A25M9305-0610	3/8"	9/16-18	7/8-14	31,0	43,5	22,0	27,0
1207259	R1A25M9305-0808	1/2"	3/4-16	3/4-16	31,5	36,5	19,0	24,0
1207642	R1A25M9305-0810	1/2"	3/4-16	7/8-14	34,0	43,0	22,0	27,0
1213079	R1A25M9305-0812	1/2"	3/4-16	1 1/16-12	37,0	49,0	27,0	32,0
1207643	R1A25M9305-1008	5/8"	7/8-14	3/4-16	36,5	39,5	22,0	24,0
1207260	R1A25M9305-1010	5/8"	7/8-14	7/8-14	36,5	43,0	22,0	27,0
1213080	R1A25M9305-1012	5/8"	7/8-14	1 1/16-12	39,5	49,0	27,0	32,0
1213081	R1A25M9305-1208	3/4"	1 1/16-12	3/4-16	42,0	42,0	27,0	22,0
1207261	R1A25M9305-1210	3/4"	1 1/16-12	7/8-14	42,0	45,5	27,0	27,0
1207262	R1A25M9305-1212	3/4"	1 1/16-12	1 1/16-12	42,0	49,0	27,0	32,0
1213082	R1A25M9305-1216	3/4"	1 1/16-12	1 5/16-12	44,5	52,0	33,0	41,0
1213083	R1A25M9305-1414	7/8"	1 3/16-12	1 3/16-12	44,0	50,5	33,0	41,0
1207263	R1A25M9305-1612	1"	1 5/16-12	1 1/16-12	46,0	52,0	33,0	32,0
1207264	R1A25M9305-1616	1"	1 5/16-12	1 5/16-12	46,0	54,0	33,0	41,0
1213084	R1A25M9305-1620	1"	1 5/16-12	1 5/8-12	51,0	57,0	41,0	50,0
1207265	R1A25M9305-2020	1" 1/4	1 5/8-12	1 5/8-12	52,0	57,0	41,0	50,0
1211738	R1A25M9305-2424	1" 1/2	1 7/8-12	1 7/8-12	59,0	61,0	48,0	55,0

REV.2.1

// R1A25M930J

90° adjustable long elbow connector

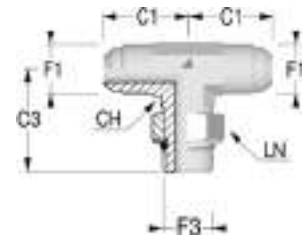
JIC Male - SAE UNF/UN Male with O-Ring



Item Code	Product Code	OD1	F1	F2	C1 (mm)	C2 (mm)	CH (mm)	LN (mm)
1213056	R1A25M930J-0404	1/4"	7/16-20	7/16-20	23,5	46,0	14,0	17,0
1213057	R1A25M930J-0405	1/4"	7/16-20	1/2-20	24,0	49,5	14,0	17,0
1213058	R1A25M930J-0406	1/4"	7/16-20	9/16-18	27,0	56,5	17,0	19,0
1213059	R1A25M930J-0505	5/16"	1/2-20	1/2-20	24,0	49,5	14,0	17,0
1213060	R1A25M930J-0606	3/8"	9/16-18	9/16-18	27,0	56,5	17,0	19,0
1213061	R1A25M930J-0608	3/8"	9/16-18	3/4-16	28,5	67,0	22,0	24,0
1213062	R1A25M930J-0808	1/2"	3/4-16	3/4-16	31,5	67,0	22,0	24,0
1213063	R1A25M930J-0810	1/2"	3/4-16	7/8-14	34,0	78,0	22,0	27,0
1213064	R1A25M930J-0812	1/2"	3/4-16	1 1/16-12	37,0	92,0	27,0	32,0
1213065	R1A25M930J-1008	5/8"	7/8-14	3/4-16	36,5	75,0	22,0	24,0
1213066	R1A25M930J-1010	5/8"	7/8-14	7/8-14	36,5	78,0	22,0	27,0
1213067	R1A25M930J-1012	5/8"	7/8-14	1 1/16-12	39,5	92,0	27,0	32,0
1213068	R1A25M930J-1208	3/4"	1 1/16-12	3/4-16	42,0	85,0	27,0	24,0
1213069	R1A25M930J-1210	3/4"	1 1/16-12	7/8-14	44,6	88,0	27,0	27,0
1213070	R1A25M930J-1212	3/4"	1 1/16-12	1 1/16-12	42,0	92,0	27,0	32,0
1213071	R1A25M930J-1216	3/4"	1 1/16-12	1 5/16-12	44,5	105,0	33,0	41,0
1216431	R1A25M930J-1414	7/8"	1 3/16-12	1 3/16-12	44,0	92,0	33,0	41,0
1213072	R1A25M930J-1612	1"	1 5/16-12	1 1/16-12	46,0	105,0	33,0	32,0
1213073	R1A25M930J-1616	1"	1 5/16-12	1 5/16-12	46,0	105,0	33,0	41,0
1213074	R1A25M930J-1620	1"	1 5/16-12	1 5/8-12	51,0	124,0	41,0	50,0
1213075	R1A25M930J-2020	1" 1/4	1 5/8-12	1 5/8-12	52,0	124,0	41,0	50,0
1213076	R1A25M930J-2424	1" 1/2	1 7/8-12	1 7/8-12	59,0	135,0	48,0	55,0

// R1A25MT305

**Branch Tee adjustable elbow connector
JIC Male - SAE UNF/UN Male with O-Ring**

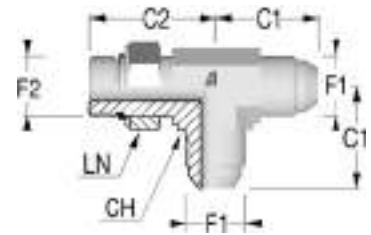


Item Code	Product Code	OD1	F1	F3	C1 (mm)	C3 (mm)	CH (mm)	LN (mm)
1210702	R1A25MT305-0404	1/4"	7/16-20	7/16-20	22,5	26,0	12,0	16,0
1212777	R1A25MT305-0405	1/4"	7/16-20	1/2-20	24,0	27,5	14,0	17,0
1212778	R1A25MT305-0406	1/4"	7/16-20	9/16-18	27,0	31,5	14,0	19,0
1210703	R1A25MT305-0505	5/16"	1/2-20	1/2-20	24,0	27,5	14,0	17,0
1207321	R1A25MT305-0606	3/8"	9/16-18	9/16-18	27,0	31,5	14,0	19,0
1212779	R1A25MT305-0608	3/8"	9/16-18	3/4-16	28,5	36,5	19,0	24,0
1207322	R1A25MT305-0808	1/2"	3/4-16	3/4-16	31,5	36,5	19,0	24,0
1212780	R1A25MT305-0810	1/2"	3/4-16	7/8-14	34,0	43,0	22,0	27,0
1212781	R1A25MT305-0812	1/2"	3/4-16	1 1/16-12	37,0	49,0	27,0	32,0
1212782	R1A25MT305-1008	5/8"	7/8-14	3/4-16	36,5	39,5	22,0	24,0
1207323	R1A25MT305-1010	5/8"	7/8-14	7/8-14	36,5	43,0	22,0	27,0
1212783	R1A25MT305-1012	5/8"	7/8-14	1 1/16-12	36,5	49,0	22,0	32,0
1212784	R1A25MT305-1208	3/4"	1 1/16-12	3/4-16	42,0	42,0	27,0	24,0
1212785	R1A25MT305-1210	3/4"	1 1/16-12	7/8-14	42,0	45,5	27,0	27,0
1210704	R1A25MT305-1212	3/4"	1 1/16-12	1 1/16-12	42,0	49,0	27,0	32,0
1212786	R1A25MT305-1216	3/4"	1 1/16-12	1 5/16-12	44,5	52,0	33,0	41,0
1216491	R1A25MT305-1414	7/8"	1 3/16-12	1 3/16-12	44,0	50,5	33,0	38,0
1212787	R1A25MT305-1612	1"	1 5/16-12	1 1/16-12	46,0	52,0	33,0	32,0
1210705	R1A25MT305-1616	1"	1 5/16-12	1 5/16-12	46,0	54,6	33,0	41,0
1212788	R1A25MT305-1620	1"	1 5/16-12	1 5/8-12	51,0	57,0	41,0	50,0
1212789	R1A25MT305-2020	1" 1/4	1 5/8-12	1 5/8-12	52,0	57,0	41,0	50,0
1212790	R1A25MT305-2424	1" 1/2	1 7/8-12	1 7/8-12	59,0	61,0	48,0	55,0

REV.2.1

// R1A25ML305

Run Tee adjustable elbow connector
JIC Male - SAE UNF/UN Male with O-Ring

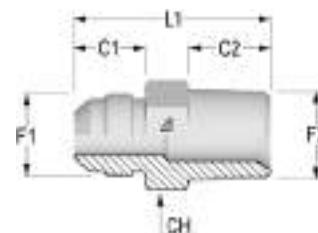


Item Code	Product Code	OD1	F1	F2	C1 (mm)	C2 (mm)	CH (mm)	LN (mm)
1210695	R1A25ML305-0404	1/4"	7/16-20	7/16-20	22,5	26,0	12,0	17,0
1212716	R1A25ML305-0405	1/4"	7/16-20	1/2-20	24,0	27,5	14,0	17,0
1212717	R1A25ML305-0406	1/4"	7/16-20	9/16-18	27,0	31,5	14,0	22,0
1210696	R1A25ML305-0505	5/16"	1/2-20	1/2-20	24,0	27,5	14,0	19,0
1207300	R1A25ML305-0606	3/8"	9/16-18	9/16-18	27,0	31,5	14,0	22,0
1212718	R1A25ML305-0608	3/8"	9/16-18	3/4-16	28,5	36,5	19,0	24,0
1210697	R1A25ML305-0808	1/2"	3/4-16	3/4-16	31,5	36,5	19,0	24,0
1212719	R1A25ML305-0810	1/2"	3/4-16	7/8-14	34,0	43,0	22,0	30,0
1212720	R1A25ML305-0812	1/2"	3/4-16	1 1/16-12	37,0	49,0	27,0	32,0
1212721	R1A25ML305-1008	5/8"	7/8-14	3/4-16	36,5	39,5	22,0	24,0
1210698	R1A25ML305-1010	5/8"	7/8-14	7/8-14	36,5	39,5	22,0	24,0
1212722	R1A25ML305-1012	5/8"	7/8-14	1 1/16-12	39,5	49,0	27,0	32,0
1212723	R1A25ML305-1208	3/4"	1 1/16-12	3/4-16	42,0	42,0	27,0	24,0
1212724	R1A25ML305-1210	3/4"	1 1/16-12	7/8-14	42,0	45,5	27,0	27,0
1207301	R1A25ML305-1212	3/4"	1 1/16-12	1 1/16-12	42,0	49,0	27,0	32,0
1212725	R1A25ML305-1216	3/4"	1 1/16-12	1 5/16-12	44,5	52,0	33,0	41,0
1211624	R1A25ML305-1616	1"	1 5/16-12	1 5/16-12	46,0	54,6	33,0	41,0
1212727	R1A25ML305-1620	1"	1 5/16-12	1 5/8-12	51,0	57,0	41,0	50,0
1211625	R1A25ML305-2020	1 1/4"	1 5/8-12	1 5/8-12	52,0	57,0	41,0	50,0
1212728	R1A25ML305-2424	1 1/2"	1 7/8-12	1 7/8-12	59,0	61,0	48,0	55,0

// NPTF

// R1A25M128M

Straight connector
JIC - NPTF Male



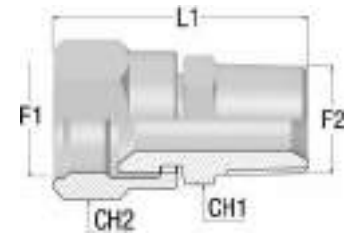
Item Code	Product Code	F1	F2	C1 (mm)	C2 (mm)	L1 (mm)	CH (mm)
1203679	R1A25M128M-0402	7/16-20	1/8-27	14,0	10,0	31,0	14,0
1203678	R1A25M128M-0404	7/16-20	1/4-18	14,0	14,5	36,0	14,0
1203621	R1A25M128M-0502	1/2-20	1/8-27	14,0	10,0	31,0	14,0
1203620	R1A25M128M-0504	1/2-20	1/4-18	14,0	14,5	36,0	14,0
1203704	R1A25M128M-0602	9/16-18	1/8-27	14,0	10,0	32,0	17,0
1203703	R1A25M128M-0604	9/16-18	1/4-18	14,0	14,5	36,5	17,0
1203705	R1A25M128M-0606	9/16-18	3/8-18	14,0	14,5	36,5	19,0
1203702	R1A25M128M-0608	9/16-18	1/2-14	14,0	18,0	43,0	22,0
1203659	R1A25M128M-0804	3/4-16	1/4-18	16,5	14,5	39,0	19,0
1203661	R1A25M128M-0806	3/4-16	3/8-18	16,5	14,5	39,0	19,0
1203658	R1A25M128M-0808	3/4-16	1/2-14	16,5	18,0	44,5	22,0
1203660	R1A25M128M-0812	3/4-16	3/4-14	16,5	19,0	47,0	27,0
1212881	R1A25M128M-1004	7/8-14	1/4-18	19,5	14,5	43,0	24,0
1203691	R1A25M128M-1006	7/8-14	3/8-18	19,5	14,5	43,5	24,0
1203689	R1A25M128M-1008	7/8-14	1/2-14	19,5	18,0	47,0	24,0
1203690	R1A25M128M-1012	7/8-14	3/4-14	19,5	19,0	49,5	27,0
1203608	R1A25M128M-1208	1 1/16-12	1/2-14	22,0	18,0	51,5	27,0
1203609	R1A25M128M-1212	1 1/16-12	3/4-14	22,0	19,0	52,5	27,0
1203607	R1A25M128M-1216	1 1/16-12	1-11 1/2	22,0	24,0	57,0	36,0
1216396	R1A25M128M-1412	1 3/16-12	3/4-14	22,5	19,0	53,0	30,0
1203633	R1A25M128M-1612	1 5/16-12	3/4-14	23,0	19,0	53,5	36,0
1203631	R1A25M128M-1616	1 5/16-12	1-11 1/2	23,0	24,0	58,5	36,0
1203642	R1A25M128M-2016	1 5/8-12	1-11 1/2	24,5	24,0	61,5	46,0
1203643	R1A25M128M-2020	1 5/8-12	1 1/4-11 1/2	24,5	25,0	62,5	46,0
1212882	R1A25M128M-2420	1 7/8-12	1 1/4-11 1/2	27,5	25,0	67,5	50,0
1203649	R1A25M128M-2424	1 7/8-12	1 1/2-11 1/2	27,5	25,5	68,0	50,0

REV.2.1

// R1A251128M

Straight connector

JIC Female - NPTF Male



Item Code	Product Code	OD1	F1	F2	L1 (mm)	CH1 (mm)	CH2 (mm)
1210848	R1A251128M-0402	1/4"	7/16-20	1/8-27	34,2	16,0	14,0
1207618	R1A251128M-0404	1/4"	7/16-20	1/4-18	39,2	16,0	14,0
1213170	R1A251128M-0502	5/16"	1/2-20	1/8-27	35,0	17,0	14,0
1207619	R1A251128M-0504	5/16"	1/2-20	1/4-18	41,0	17,0	14,0
1213171	R1A251128M-0602	3/8"	9/16-18	1/8-27	36,5	19,0	14,0
1207620	R1A251128M-0604	3/8"	9/16-18	1/4-18	41,0	19,0	14,0
1207621	R1A251128M-0606	3/8"	9/16-18	3/8-18	41,5	19,0	19,0
1213173	R1A251128M-0804	1/2"	3/4-16	1/4-18	44,0	25,0	19,0
1207622	R1A251128M-0806	1/2"	3/4-16	3/8-18	43,2	25,0	19,0
1207624	R1A251128M-1008	5/8"	7/8-14	1/2-14	49,7	27,0	22,0
1213174	R1A251128M-1012	5/8"	7/8-14	3/4-14	52,5	27,0	27,0
1207625	R1A251128M-1208	3/4"	1 1/16-12	1/2-14	54,3	32,0	27,0
1207626	R1A251128M-1212	3/4"	1 1/16-12	3/4-14	55,3	32,0	27,0
1216345	R1A251128M-1412	7/8"	1 3/16-12	3/4-14	55,2	36,0	30,0
1207627	R1A251128M-1612	1"	1 5/16-12	3/4-14	58,6	38,0	32,0
1207628	R1A251128M-1616	1"	1 5/16-12	1-11 1/2	64,0	38,0	36,0
1213206	R1A252128M-2020	1" 1/4	1 5/8-12	1 1/4-11 1/2	69,4	50,0	46,0

// R1A25M428M

45° elbow connector

JIC - NPTF Male



Item Code	Product Code	OD1	F1	F2	C1 (mm)	C2 (mm)	CH (mm)
1203920	R1A25M428M-0402	1/4"	7/16-20	1/8-27	19,0	16,0	12,0
1203919	R1A25M428M-0404	1/4"	7/16-20	1/4-18	21,0	21,5	14,0
1210674	R1A25M428M-0504	5/16"	1/2-20	1/4-18	21,0	21,5	14,0
1203925	R1A25M428M-0604	3/8"	9/16-18	1/4-18	21,0	21,5	14,0
1203927	R1A25M428M-0606	3/8"	9/16-18	3/8-18	22,0	24,0	19,0
1203916	R1A25M428M-0806	1/2"	3/4-16	3/8-18	25,0	24,0	19,0
1203915	R1A25M428M-0808	1/2"	3/4-16	1/2-14	25,5	29,5	22,0
1212975	R1A25M428M-1006	5/8"	7/8-14	3/8-18	28,0	24,5	22,0
1203923	R1A25M428M-1008	5/8"	7/8-14	1/2-14	28,0	29,0	22,0
1212976	R1A25M428M-1012	5/8"	7/8-14	3/4-14	30,0	30,5	27,0
1203907	R1A25M428M-1208	3/4"	1 1/16-12	1/2-14	32,5	30,5	27,0
1203908	R1A25M428M-1212	3/4"	1 1/16-12	3/4-14	32,5	30,5	27,0
1203913	R1A25M428M-1616	1"	1 5/16-12	1-11 1/2	37,0	37,5	33,0

// R1A25M928M
90° elbow connector
JIC - NPTF Male



Item Code	Product Code	OD1	F1	F2	C1 (mm)	C2 (mm)	CH (mm)
1203872	R1A25M928M-0402	1/4"	7/16-20	1/8-27	22,5	19,5	12,0
1203871	R1A25M928M-0404	1/4"	7/16-20	1/4-18	27,0	27,5	14,0
1203838	R1A25M928M-0502	5/16"	1/2-20	1/8-27	24,0	19,5	14,0
1203837	R1A25M928M-0504	5/16"	1/2-20	1/4-18	26,5	27,5	14,0
1203889	R1A25M928M-0604	3/8"	9/16-18	1/4-18	27,0	27,5	14,0
1203891	R1A25M928M-0606	3/8"	9/16-18	3/8-18	28,5	31,0	19,0
1203888	R1A25M928M-0608	3/8"	9/16-18	1/2-14	31,0	37,0	22,0
1203861	R1A25M928M-0806	1/2"	3/4-16	3/8-18	31,5	31,0	19,0
1203858	R1A25M928M-0808	1/2"	3/4-16	1/2-14	34,0	37,5	22,0
1203860	R1A25M928M-0812	1/2"	3/4-16	3/4-14	37,0	40,5	27,0
1203878	R1A25M928M-1008	5/8"	7/8-14	1/2-14	36,5	37,0	22,0
1203879	R1A25M928M-1012	5/8"	7/8-14	3/4-14	39,5	40,5	27,0
1203831	R1A25M928M-1208	3/4"	1 1/16-12	1/2-14	42,0	40,5	27,0
1203832	R1A25M928M-1212	3/4"	1 1/16-12	3/4-14	42,0	40,5	27,0
1203843	R1A25M928M-1616	1"	1 5/16-12	1-11 1/2	46,0	50,0	33,0
1203851	R1A25M928M-2016	1"1/4	1 5/8-12	1-11 1/2	52,0	59,0	41,0
1203852	R1A25M928M-2020	1"1/4	1 5/8-12	1 1/4-11 1/2	52,0	60,0	41,0

REV.2.1

// FLANGES

// R1A25M133W

Straight flange SAE J518 code 61

JIC - Low pressure




Item Code	Product Code	OD1	F1	F2	L1 (mm)	T (mm)	H (mm)	V (mm)	H1 (mm)
1212906	R1A25M133W-0808	1/2"	3/4-16	1/2	41,0	14,0	38,1	17,5	9,0
1212907	R1A25M133W-1008	5/8"	7/8-14	1/2	44,0	14,0	38,1	17,5	9,0
1212908	R1A25M133W-1012	5/8"	7/8-14	3/4	47,0	15,0	47,6	22,2	11,0
1212909	R1A25M133W-1208	3/4"	1 1/16-12	1/2	46,0	14,0	38,1	17,5	9,0
1212910	R1A25M133W-1212	3/4"	1 1/16-12	3/4	49,0	15,0	47,6	22,2	11,0
1212911	R1A25M133W-1216	3/4"	1 1/16-12	1	51,0	17,0	52,4	26,2	11,0
1212912	R1A25M133W-1612	1"	1 5/16-12	3/4	50,0	15,0	47,6	22,2	11,0
1212913	R1A25M133W-1616	1"	1 5/16-12	1	52,0	17,0	52,4	26,2	11,0
1212914	R1A25M133W-1620	1"	1 5/16-12	3/4	56,0	21,0	58,7	30,2	11,5
1212915	R1A25M133W-2016	1"1/4	1 5/8-12	1	54,0	17,0	52,4	26,2	11,0
1212916	R1A25M133W-2020	1"1/4	1 5/8-12	1 1/4	58,0	21,0	58,4	30,2	11,5
1212917	R1A25M133W-2024	1"1/4	1 5/8-12	1	64,0	24,0	69,9	35,7	13,5
1212918	R1A25M133W-2420	1"1/2	1 7/8-12	1 1/4	61,0	21,0	58,4	30,2	11,5
1212919	R1A25M133W-2424	1"1/2	1 7/8-12	1 1/2	67,0	24,0	69,9	35,7	13,5

// R1A25M136W

Straight flange SAE J518 code 62

JIC - High pressure



Item Code	Product Code	OD1	F1	F2	L1 (mm)	T (mm)	H (mm)	V (mm)	H1 (mm)
1212920	R1A25M136W-0808	1/2"	3/4-16	1/2	42,0	15,0	40,5	18,2	9,0
1212921	R1A25M136W-1008	5/8"	7/8-14	1/2	45,0	15,0	40,5	18,2	9,0
1212922	R1A25M136W-1012	5/8"	7/8-14	3/4	49,0	17,0	50,8	23,8	11,0
1212923	R1A25M136W-1208	3/4"	1 1/16-12	1/2	47,0	15,0	40,5	18,2	9,0
1212924	R1A25M136W-1212	3/4"	1 1/16-12	3/4	51,0	17,0	50,8	23,8	11,0
1212925	R1A25M136W-1216	3/4"	1 1/16-12	1	58,0	21,0	57,2	27,8	13,0
1212926	R1A25M136W-1612	1"	1 5/16-12	3/4	52,0	17,0	50,8	23,8	11,0
1212927	R1A25M136W-1616	1"	1 5/16-12	1	59,0	21,0	57,2	27,8	13,0
1212928	R1A25M136W-1620	1"	1 5/16-12	1 1/4	64,0	24,0	66,7	31,8	15,0
1212929	R1A25M136W-2016	1"1/4	1 5/8-12	1	61,0	21,0	57,2	27,8	13,0
1212930	R1A25M136W-2020	1"1/4	1 5/8-12	1 1/4	66,0	24,0	66,7	31,8	15,0
1212931	R1A25M136W-2024	1"1/4	1 5/8-12	1 1/2	70,0	27,0	79,4	36,5	17,0
1212932	R1A25M136W-2420	1"1/2	1 7/8-12	1 1/4	69,0	24,0	66,7	31,8	15,0
1212933	R1A25M136W-2424	1"1/2	1 7/8-12	1 1/2	73,0	27,0	79,4	36,5	17,0

// R1A25M933W

90° flange SAE J518 code 61

JIC - Low pressure



Item Code	Product Code	OD1	F1	F2	C1 (mm)	T (mm)	H (mm)	V (mm)	H1 (mm)
1213085	R1A25M933W-0808	1/2"	3/4-16	1/2	40,0	17,0	38,1	17,5	9,0
1213086	R1A25M933W-1008	5/8"	7/8-14	1/2	42,0	17,0	38,1	17,5	9,0
1213087	R1A25M933W-1012	5/8"	7/8-14	3/4	45,0	20,0	47,6	22,2	11,0
1213088	R1A25M933W-1208	3/4"	1 1/16-12	1/2	42,0	20,0	38,1	17,5	9,0
1213089	R1A25M933W-1212	3/4"	1 1/16-12	3/4	47,0	20,0	47,6	22,2	11,0
1213090	R1A25M933W-1216	3/4"	1 1/16-12	1	50,0	20,0	52,4	26,2	11,0
1213091	R1A25M933W-1612	1"	1 5/16-12	3/4	48,0	25,0	47,6	22,2	11,0
1213092	R1A25M933W-1616	1"	1 5/16-12	1	51,0	25,0	52,4	26,2	11,0
1213093	R1A25M933W-1620	1"	1 5/16-12	1 1/4	56,0	25,0	58,7	30,2	11,5
1213094	R1A25M933W-2016	1"1/4	1 5/8-12	1	53,0	31,0	52,4	26,2	11,0
1213095	R1A25M933W-2020	1"1/4	1 5/8-12	1 1/4	58,0	31,0	58,4	30,2	11,5
1213096	R1A25M933W-2024	1"1/4	1 5/8-12	1 1/2	63,0	31,0	69,9	35,7	13,5
1213097	R1A25M933W-2420	1"1/2	1 7/8-12	1 1/4	58,0	37,0	58,4	30,2	11,5
1213098	R1A25M933W-2424	1"1/2	1 7/8-12	1 1/2	66,0	37,0	69,9	35,7	13,5

// R1A25M936W

90° flange SAE J518 code 62

JIC - High pressure



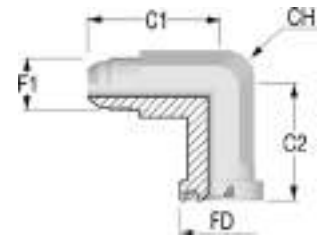
Item Code	Product Code	OD1	F1	F2	C1 (mm)	T (mm)	H (mm)	V (mm)	H1 (mm)
1213111	R1A25M936W-0808	1/2"	3/4-16	1/2	40,0	17,0	40,5	18,2	9,0
1213112	R1A25M936W-1008	5/8"	7/8-14	1/2	42,0	17,0	40,5	18,2	9,0
1213113	R1A25M936W-1012	5/8"	7/8-14	3/4	49,0	20,0	50,8	23,8	11,0
1213114	R1A25M936W-1208	3/4"	1 1/16-12	1/2	42,0	20,0	40,5	18,2	9,0
1213115	R1A25M936W-1212	3/4"	1 1/16-12	3/4	51,0	20,0	50,8	23,8	11,0
1213116	R1A25M936W-1216	3/4"	1 1/16-12	1	55,0	25,0	57,2	27,8	13,0
1213117	R1A25M936W-1612	1"	1 5/16-12	3/4	52,0	25,0	50,8	23,8	11,0
1213118	R1A25M936W-1616	1"	1 5/16-12	1	56,0	25,0	57,2	27,8	13,0
1213119	R1A25M936W-1620	1"	1 5/16-12	1 1/4	56,0	31,0	66,7	31,8	15,0
1213120	R1A25M936W-2016	1"1/4	1 5/8-12	1	58,0	31,0	57,2	27,8	13,0
1213121	R1A25M936W-2020	1"1/4	1 5/8-12	1 1/4	63,0	31,0	66,7	31,8	15,0
1213122	R1A25M936W-2024	1"1/4	1 5/8-12	1 1/2	67,0	37,0	79,4	36,5	17,0
1213123	R1A25M936W-2420	1"1/2	1 7/8-12	1 1/4	63,0	37,0	66,7	31,8	15,0
1213124	R1A25M936W-2424	1"1/2	1 7/8-12	1 1/2	70,0	37,0	79,4	36,5	17,0

REV.2.1

// R1A25M9334

90° adjustable split flange SAE J518 code 61

JIC - Low pressure

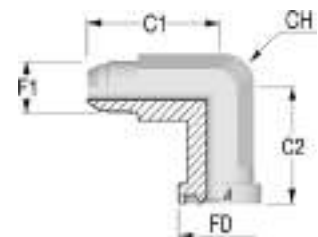


Item Code	Product Code	OD1	F1	F2	FD (mm)	C1 (mm)	C2 (mm)	CH (mm)
1213099	R1A25M9334-0808	1/2"	3/4-16	1/2	30,2	48,0	42,0	22,0
1213100	R1A25M9334-1008	5/8"	7/8-14	1/2	30,2	50,0	44,0	22,0
1213101	R1A25M9334-1012	5/8"	7/8-14	3/4	38,1	64,0	53,0	22,0
1213102	R1A25M9334-1212	3/4"	1 1/16-12	3/4	38,1	64,0	53,0	27,0
1213103	R1A25M9334-1216	3/4"	1 1/16-12	1	44,5	65,0	60,0	27,0
1213104	R1A25M9334-1612	1"	1 5/16-12	3/4	38,1	64,0	53,0	34,0
1213105	R1A25M9334-1616	1"	1 5/16-12	1	44,5	65,0	60,0	34,0
1213106	R1A25M9334-1620	1"	1 5/16-12	1 1/4	50,8	64,0	55,0	34,0
1213107	R1A25M9334-2016	1"1/4	1 5/8-12	1	44,5	65,0	60,0	42,0
1213108	R1A25M9334-2020	1"1/4	1 5/8-12	1 1/4	50,8	64,0	55,0	42,0
1213109	R1A25M9334-2024	1"1/4	1 5/8-12	1 1/2	60,3	78,0	66,0	42,0
1213110	R1A25M9334-2424	1"1/2	1 7/8-12	1 1/2	60,3	78,0	66,0	50,0

// R1A25M9364

90° adjustable split flange SAE J518 code 62

JIC - High pressure




Item Code	Product Code	OD1	F1	F2	FD (mm)	C1 (mm)	C2 (mm)	CH (mm)
1213125	R1A25M9364-0808	1/2"	3/4-16	1/2	31,8	49,0	43,0	22,0
1213126	R1A25M9364-1008	5/8"	7/8-14	1/2	31,8	50,0	44,0	22,0
1213127	R1A25M9364-1012	5/8"	7/8-14	3/4	41,3	64,0	53,0	22,0
1213128	R1A25M9364-1212	3/4"	1 1/16-12	3/4	41,3	64,0	53,0	27,0
1213129	R1A25M9364-1216	3/4"	1 1/16-12	1	47,6	65,0	60,0	27,0
1213130	R1A25M9364-1612	1"	1 5/16-12	3/4	41,3	64,0	53,0	34,0
1213131	R1A25M9364-1616	1"	1 5/16-12	1	47,6	65,0	60,0	34,0
1213132	R1A25M9364-1620	1"	1 5/16-12	1 1/4	54,0	64,0	55,0	34,0
1213133	R1A25M9364-2016	1"1/4	1 5/8-12	1	47,6	65,0	60,0	42,0
1213134	R1A25M9364-2020	1"1/4	1 5/8-12	1 1/4	54,0	64,0	55,0	42,0
1213135	R1A25M9364-2024	1"1/4	1 5/8-12	1 1/2	63,5	78,0	66,0	42,0
1213136	R1A25M9364-2424	1"1/2	1 7/8-12	1 1/2	63,5	78,0	66,0	50,0

// ACCESSORIES

// RXA25D0000


Nut JIC



Item Code	Product Code	OD1	F1	L (mm)	CH1 (mm)
1208046	RXA25D0000-0400	6	7/16-20	15,8	14,0
1208047	RXA25D0000-0500	8	1/2-20	17,3	17,0
1207580	RXA25D0000-0600	10	9/16-18	18,8	19,0
1208048	RXA25D0000-0800	12	3/4-16	21,8	22,0
1208049	RXA25D0000-1000	14	7/8-14	25,1	27,0
1208050	RXA25D0000-1200	18	1 1/16-12	26,2	32,0
1203514	RXA25D0000-1220	20	1 1/16-12	26,2	32,0
1208051	RXA25D0000-1600	25	1 5/16-12	28,7	41,0
1208052	RXA25D0000-2000	30	1 5/8-12	31,2	50,0
1208053	RXA25D0000-2400	38	1 7/8-12	36,1	60,0

// R1A25R0000

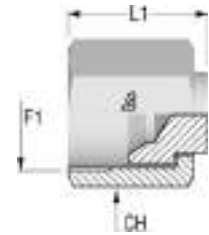
Sleeve JIC



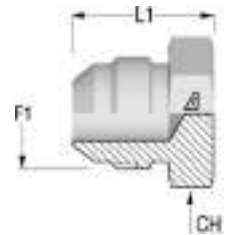
Item Code	OD1	L1 (mm)
1203725	1/4"	10,4
1203719	5/16"	11,0
1203729	3/8"	12,5
1203724	1/2"	14,0
1203728	5/8"	17,0
1203727	5/8"	17,0
1203726	5/8"	17,0
1203717	3/4"	17,5
1203718	3/4"	17,5
1216495	7/8"	19,5
1203720	1"	20,0
1203722	1*1/4	23,0
1203721	1*1/4	23,0
1203723	1*1/2	28,5

REV.2.1

// PLUG

// R1A2531000
Cap JIC Female

Item Code	Product Code	OD1	F1	L1 (mm)	CH (mm)
1207348	R1A2531000-0400	1/4"	7/16-20	17,0	14,0
1207349	R1A2531000-0500	5/16"	1/2-20	19,5	17,0
1207350	R1A2531000-0600	3/8"	9/16-18	20,5	19,0
1207351	R1A2531000-0800	1/2"	3/4-16	24,0	22,0
1207352	R1A2531000-1000	5/8"	7/8-14	27,0	27,0
1207353	R1A2531000-1200	3/4"	1 1/16-12	31,5	32,0
1213213	R1A2531000-1400	7/8"	1 3/16-12	32,0	36,0
1207354	R1A2531000-1600	1"	1 5/16-12	32,5	41,0
1207355	R1A2531000-2000	1"1/4	1 5/8-12	35,5	50,0
1207356	R1A2531000-2400	1"1/2	1 7/8-12	43,0	60,0

// R1A25M1000
Plug JIC Male

Item Code	Product Code	OD1	F1	L1 (mm)	CH (mm)
1207449	R1A25M1000-0400	1/4"	7/16-20	20,5	12,0
1207450	R1A25M1000-0500	5/16"	1/2-20	20,5	14,0
1207451	R1A25M1000-0600	3/8"	9/16-18	21,5	14,0
1207452	R1A25M1000-0800	1/2"	3/4-16	24,0	22,0
1207453	R1A25M1000-1000	5/8"	7/8-14	28,0	24,0
1207454	R1A25M1000-1200	3/4"	1 1/16-12	32,5	30,0
1212825	R1A25M1000-1400	7/8"	1 3/16-12	33,0	33,0
1207455	R1A25M1000-1600	1"	1 5/16-12	34,0	36,0
1207456	R1A25M1000-2000	1"1/4	1 5/8-12	37,0	46,0
1207457	R1A25M1000-2400	1"1/2	1 7/8-12	42,0	50,0



ALSO AVAILABLE IN STAINLESS STEEL

// ORFS ADAPTERS

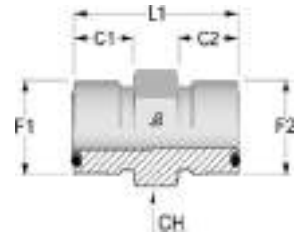
// MALE UNION.....	191	// SAE UNF.....	207
// MALE/FEMALE UNION.....	193	// FLANGES.....	211
// BULKHEAD.....	196	// ACCESSORIES.....	214
// BSPP-BSPT.....	199	// PLUG.....	215
// METRIC.....	203		

REV.2.1

// MALE UNION

// R1A2451245

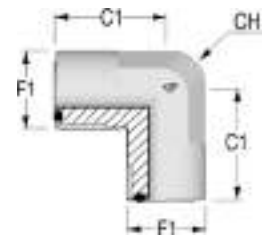
Straight union ORFS Male



Item Code	Product Code	OD1	F1	F2	C1 (mm)	C2 (mm)	L1 (mm)	CH (mm)
1207586	R1A2451245-0404		9/16-18	9/16-18	10,0	10,0	27,0	17,0
1208173	R1A2451245-0604		11/16-16	9/16-18	11,0	10,0	30,0	19,0
1207587	R1A2451245-0606		11/16-16	11/16-16	11,0	11,0	31,0	19,0
1208174	R1A2451245-0806		13/16-16	11/16-16	13,0	11,0	33,5	22,0
1207579	R1A2451245-0808		13/16-16	13/16-16	13,0	13,0	35,5	22,0
1208175	R1A2451245-1008		1-14	13/16-16	15,5	13,0	40,0	27,0
1207588	R1A2451245-1010		1-14	1-14	15,5	15,5	42,5	27,0
1208176	R1A2451245-1210		1 3/16-12	1-14	17,0	15,5	45,5	32,0
1207589	R1A2451245-1212		1 3/16-12	1 3/16-12	17,0	17,0	47,0	32,0
1208177	R1A2451245-1612		1 7/16-12	13/16-16	17,5	17,0	49,5	41,0
1207590	R1A2451245-1616		1 7/16-12	1 7/16-12	17,5	17,5	49,5	41,0
1208179	R1A2451245-2016		1 11/16-12	1 7/16-12	17,5	17,5	51,5	46,0
1208180	R1A2451245-2020		1 11/16-12	1 11/16-12	17,5	17,5	51,5	46,0
1211533	R1A2451245-2424		2-12	2-12	17,5	17,5	53,0	55,0

// R1A2459245

90° union ORFS Male



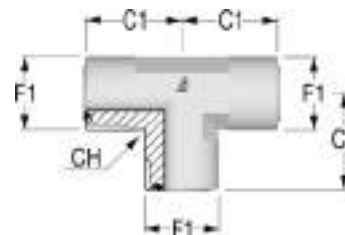
Item Code	Product Code	OD1	F1	C1 (mm)	CH (mm)
1207045	R1A2459245-0404	1/4"	9/16-18	21,5	14,0
1208128	R1A2459245-0606	3/8"	11/16-16	25,0	17,0
1207578	R1A2459245-0808	1/2"	13/16-16	28,0	19,0
1208129	R1A2459245-1010	5/8"	1-14	33,5	27,0
1208130	R1A2459245-1212	3/4"	1 3/16-12	37,5	27,0
1208131	R1A2459245-1616	1"	1 7/16-12	42,0	36,0
1208132	R1A2459245-2020	1"1/4	1 11/16-12	45,0	41,0
1211560	R1A2459245-2424	1"1/2	2-12	49,0	48,0

191

ADAPTERS

// R1A245T245

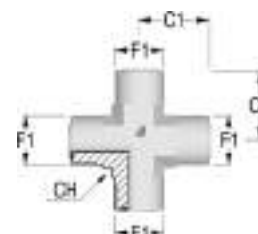
Branch Tee union ORFS Male



Item Code	Product Code	OD1	F1	C1 (mm)	CH (mm)
1207600	R1A245T245-0404	1/4"	9/16-18	21,5	14,0
1207601	R1A245T245-0606	3/8"	11/16-16	25,0	17,0
1207572	R1A245T245-0808	1/2"	13/16-16	28,0	19,0
1207571	R1A245T245-1010	5/8"	1-14	33,5	27,0
1208205	R1A245T245-1212	3/4"	1 3/16-12	37,5	27,0
1207602	R1A245T245-1616	1"	1 7/16-12	42,0	36,0
1208206	R1A245T245-2020	1 1/4"	1 11/16-12	45,0	41,0
1211520	R1A245T245-2424	1 1/2"	2-12	49,0	48,0

// R1A245X245

Cross union ORFS Male



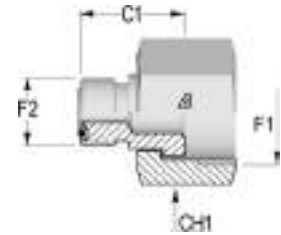
Item Code	Product Code	OD1	F1	C1 (mm)	CH (mm)
1212531	R1A245X245-0404	1/4"	9/16-18	21,5	14,0
1212532	R1A245X245-0606	3/8"	11/16-16	25,0	17,0
1212533	R1A245X245-0808	1/2"	13/16-16	28,0	19,0
1212534	R1A245X245-1010	5/8"	1-14	33,5	27,0
1212535	R1A245X245-1212	3/4"	1 3/16-12	37,5	27,0
1212536	R1A245X245-1616	1"	1 7/16-12	42,0	36,0
1212537	R1A245X245-2020	1 1/4"	1 11/16-12	45,0	41,0
1212538	R1A245X245-2424	1 1/2"	2-12	49,0	48,0

REV.2.1

// MALE/FEMALE UNION

// R1A2431245

Straight union ORFS Female - Male

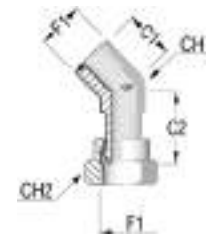


Item Code	Product Code	OD1	F1	F2	C1 (mm)	CH1 (mm)
1212498	R1A2431245-0604	3/8"	11/16-16	9/16-18	19,5	22,0
1208210	R1A2431245-0804	1/2"	13/16-16	9/16-18	22,0	24,0
1208347	R1A2431245-0806	1/2"	13/16-16	11/16-16	23,0	24,0
1207033	R1A2431245-1004	5/8"	1-14	9/16-18	23,0	30,0
1212518	R1A2431245-1006	5/8"	1-14	11/16-16	24,0	30,0
1207660	R1A2431245-1008	5/8"	1-14	13/16-16	26,0	30,0
1212519	R1A2431245-1204	3/4"	1 3/16-12	9/16-18	25,0	36,0
1208211	R1A2431245-1206	3/4"	1 3/16-12	11/16-16	26,0	36,0
1208212	R1A2431245-1208	3/4"	1 3/16-12	13/16-16	28,0	36,0
1214621	R1A2431245-1210	3/4"	1 3/16-12	1-14	30,5	36,0
1208213	R1A2431245-1608	1"	1 7/16-12	13/16-16	29,5	41,0
1207661	R1A2431245-1610	1"	1 7/16-12	1-14	32,0	41,0
1212499	R1A2431245-1612	1"	1 7/16-12	1 3/16-12	33,5	41,0
1208214	R1A2431245-2012	1 1/4"	1 11/16-12	13/16-16	33,5	50,0
1208037	R1A2431245-2016	1 1/4"	1 11/16-12	1 7/16-12	38,5	50,0
1211497	R1A2431245-2416	1 1/2"	2-12	1 7/16-12	34,0	60,0
1211498	R1A2431245-2420	1 1/2"	2-12	1 11/16-12	34,0	60,0

193

// R1A2454241

45° union ORFS Male - Female



Item Code	Product Code	OD1	F1	C1 (mm)	C2 (mm)	CH (mm)	CH2 (mm)
1212613	R1A2454241-0404	1/4"	9/16-18	16,0	26,5	14,0	17,0
1212614	R1A2454241-0606	3/8"	11/16-16	19,0	25,0	17,0	22,0
1212615	R1A2454241-0808	1/2"	13/16-16	20,5	30,0	19,0	24,0
1212616	R1A2454241-1010	5/8"	1-14	23,5	36,0	27,0	30,0
1211542	R1A2454241-1212	3/4"	1 3/16-12	26,0	41,0	27,0	36,0
1212617	R1A2454241-1616	1"	1 7/16-12	30,0	45,0	36,0	41,0
1212618	R1A2454241-2020	1 1/4"	1 11/16-12	32,0	45,0	41,0	50,0
1212619	R1A2454241-2424	1 1/2"	2-12	32,0	47,5	48,0	60,0

ADAPTERS

// R1A2459241

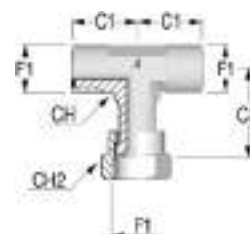
90° union ORFS Male - Female



Item Code	Product Code	OD1	F1	C1 (mm)	C2 (mm)	CH (mm)	CH2 (mm)
1208021	R1A2459241-0404	1/4"	9/16-18	21,5	26,5	14,0	17,0
1207593	R1A2459241-0606	3/8"	11/16-16	25,0	29,0	17,0	22,0
1207569	R1A2459241-0808	1/2"	13/16-16	28,0	38,0	19,0	24,0
1206968	R1A2459241-1010	5/8"	1-14	33,5	41,5	27,0	30,0
1207594	R1A2459241-1212	3/4"	1 3/16-12	37,5	46,5	27,0	36,0
1207595	R1A2459241-1616	1"	1 7/16-12	41,5	53,5	36,0	41,0
1208126	R1A2459241-2020	1 1/4"	1 11/16-12	44,5	58,0	41,0	50,0
1211559	R1A2459241-2424	1 1/2"	2-12	49,0	61,0	48,0	60,0

// R1A245T241

Branch Tee union ORFS Male - Female

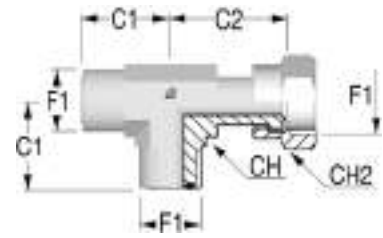


Item Code	Product Code	OD1	F1	C1 (mm)	C3 (mm)	CH (mm)	CH2 (mm)
1208200	R1A245T241-0404	1/4"	9/16-18	21,5	26,5	14,0	17,0
1208033	R1A245T241-0606	3/8"	11/16-16	25,0	29,0	17,0	22,0
1207570	R1A245T241-0808	1/2"	13/16-16	28,0	38,0	19,0	24,0
1208201	R1A245T241-1010	5/8"	1-14	33,5	41,5	27,0	30,0
1208202	R1A245T241-1212	3/4"	1 3/16-12	37,5	46,5	27,0	36,0
1208203	R1A245T241-1616	1"	1 7/16-12	41,5	53,5	36,0	41,0
1208204	R1A245T241-2020	1 1/4"	1 11/16-12	44,5	58,0	41,0	50,0
1211519	R1A245T241-2424	1 1/2"	2-12	49,0	61,0	48,0	60,0

REV.2.1

// R1A245L241

Run Tee union ORFS Male - Female

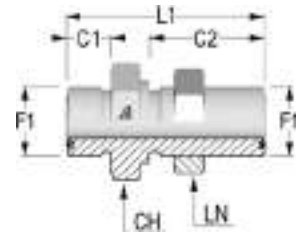


Item Code	Product Code	OD1	F1	C1 (mm)	C2 (mm)	CH (mm)	CH2 (mm)
1207597	R1A245L241-0404	1/4"	9/16-18	21,5	26,5	14,0	19,0
1207573	R1A245L241-0606	3/8"	11/16-16	25,0	29,0	17,0	22,0
1207598	R1A245L241-0808	1/2"	13/16-16	28,0	38,0	19,0	27,0
1207032	R1A245L241-1010	5/8"	1-14	33,5	41,5	27,0	30,0
1207559	R1A245L241-1212	3/4"	1 3/16-12	37,5	46,5	27,0	36,0
1207599	R1A245L241-1616	1"	1 7/16-12	41,5	53,5	36,0	41,0
1208209	R1A245L241-2020	1"1/4	1 11/16-12	44,0	58,0	41,0	50,0
1211508	R1A245L241-2424	1"1/2	2-12	48,5	61,0	48,0	60,0

// BULKHEAD

// R1A245124T

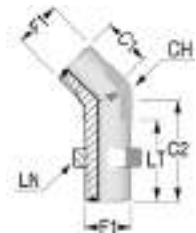
Straight union ORFS Bulkhead



Item Code	Product Code	OD1	F1	C1 (mm)	C2 (mm)	L1 (mm)	CH (mm)	LN (mm)
1208184	R1A245124T-0404	1/4"	9/16-18	10,0	30,0	48,0	22,0	22,0
1207035	R1A245124T-0606	3/8"	11/16-16	11,0	32,5	53,0	27,0	27,0
1208185	R1A245124T-0808	1/2"	13/16-16	13,0	34,0	58,0	30,0	30,0
1239974	R1A245124T-0812	1/2"	13/16-16	13,0	38,5	65,0	41,0	41,0
1206967	R1A245124T-1010	5/8"	1-14	15,5	38,0	65,5	36,0	36,0
1208187	R1A245124T-1212	3/4"	1 3/16-12	17,0	38,5	69,0	41,0	41,0
1208188	R1A245124T-1616	1"	1 7/16-12	17,5	39,0	70,0	46,0	46,0
1208189	R1A245124T-2020	1"1/4	1 11/16-12	17,5	39,0	70,0	50,0	50,0
1211532	R1A245124T-2424	1"1/2	2-12	17,5	39,0	70,0	60,0	60,0

// R1A245424T

45° union ORFS Bulkhead

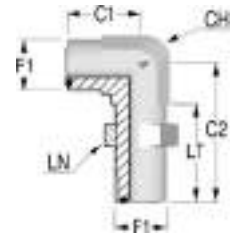


Item Code	Product Code	OD1	F1	C1 (mm)	C2 (mm)	LT (mm)	CH (mm)	LN (mm)
1212605	R1A245424T-0404	1/4"	9/16-18	16,0	44,0	31,5	14,0	22,0
1212606	R1A245424T-0606	3/8"	11/16-16	19,0	48,5	34,0	17,0	27,0
1212607	R1A245424T-0808	1/2"	13/16-16	20,5	51,0	36,5	19,0	30,0
1212608	R1A245424T-1010	5/8"	1-14	23,5	56,5	40,5	27,0	36,0
1212609	R1A245424T-1212	3/4"	1 3/16-12	26,0	60,5	41,5	27,0	41,0
1212610	R1A245424T-1616	1"	1 7/16-12	30,0	65,0	42,0	36,0	46,0
1212612	R1A245424T-2424	1"1/2	2-12	37,0	67,0	42,0	48,0	60,0

REV.2.1

// R1A245924T

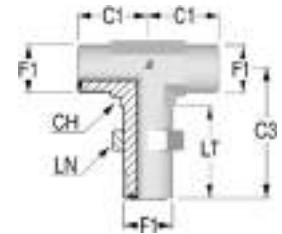
90° union ORFS Bulkhead



Item Code	Product Code	OD1	F1	C1 (mm)	C2 (mm)	LT (mm)	CH (mm)	LN (mm)
1210753	R1A245924T-0404	1/4"	9/16-18	22,5	47,0	31,5	14,0	22,0
1210754	R1A245924T-0606	3/8"	11/16-16	26,0	52,0	34,0	17,0	27,0
1210755	R1A245924T-0808	1/2"	13/16-16	29,0	55,5	36,5	19,0	30,0
1207560	R1A245924T-1010	5/8"	1-14	34,5	63,0	40,5	27,0	36,0
1208157	R1A245924T-1212	3/4"	1 3/16-12	38,5	67,0	41,5	27,0	41,0
1211557	R1A245924T-1616	1"	1 7/16-12	42,5	71,0	42,0	36,0	46,0
1208158	R1A245924T-2020	1"1/4	1 11/16-12	45,5	75,5	42,0	41,0	50,0
1211558	R1A245924T-2424	1"1/2	2-12	49,5	79,5	42,0	48,0	60,0

// R1A245T24T

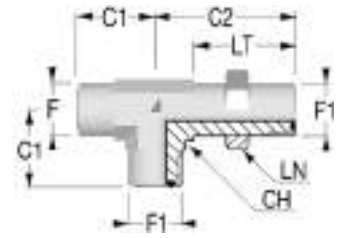
Branch Tee union ORFS Bulkhead



Item Code	Product Code	OD1	F1	C1 (mm)	C3 (mm)	LT (mm)	CH (mm)	LN (mm)
1212524	R1A245T24T-0404	1/4"	9/16-18	22,5	47,0	31,5	14,0	22,0
1212525	R1A245T24T-0606	3/8"	11/16-16	26,0	52,0	34,0	17,0	27,0
1208224	R1A245T24T-0808	1/2"	13/16-16	29,0	55,5	36,5	19,0	30,0
1212526	R1A245T24T-1010	5/8"	1-14	34,5	63,0	40,5	27,0	36,0
1212527	R1A245T24T-1212	3/4"	1 3/16-12	38,5	67,0	41,5	27,0	41,0
1212528	R1A245T24T-1616	1"	1 7/16-12	42,5	71,0	42,0	36,0	46,0
1212529	R1A245T24T-2020	1"1/4	1 11/16-12	45,5	75,5	42,0	41,0	50,0
1212530	R1A245T24T-2424	1"1/2	2-12	49,5	79,5	42,0	48,0	60,0

// R1A245L24T

Run Tee union ORFS Bulkhead



Item Code	Product Code	OD1	F1	C1 (mm)	C2 (mm)	LT (mm)	CH (mm)	LN (mm)
1240057	R1A245L24T-0404	1/4"	9/16-18	22,5	47,0	35,0	14,0	22,0
1211502	R1A245L24T-0606	3/8"	11/16-16	26,0	52,0	39,0	17,0	27,0
1210797	R1A245L24T-0808	1/2"	13/16-16	29,0	55,5	40,0	19,0	30,0
1211503	R1A245L24T-1010	5/8"	1-14	34,5	63,0	43,5	27,0	36,0
1211504	R1A245L24T-1212	3/4"	1 3/16-12	38,5	67,0	44,5	27,0	41,0
1211505	R1A245L24T-1616	1"	1 7/16-12	42,5	71,0	46,0	36,0	46,0
1211506	R1A245L24T-2020	1"1/4	1 11/16-12	45,5	75,5	46,5	41,0	50,0
1211507	R1A245L24T-2424	1"1/2	2-12	49,5	79,5	45,0	48,0	60,0

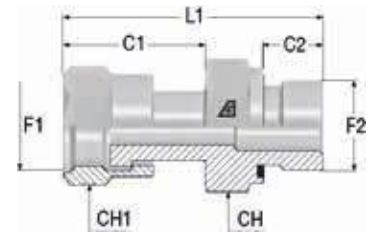
REV.2.1

// BSPP-BSPT

// R1A241106I

Straight connector

ORFS Female - BSPP Male with elastomer

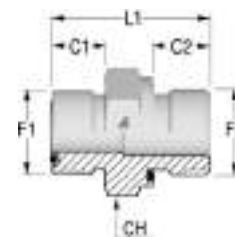


Item Code	Product Code	OD1	F1	F2	C1 (mm)	C2 (mm)	L1 (mm)	CH (mm)	CH1 (mm)
1221426	R1A241106I-0402	1/4"	9/16-18	1/8-28	24,4	8,0	42,4	14,0	17,0
1212486	R1A241106I-0404	1/4"	9/16-18	1/4-19	24,4	12,0	46,4	19,0	17,0
1212487	R1A241106I-0406	1/4"	9/16-18	3/8-19	24,4	12,0	48,4	22,0	17,0
1212488	R1A241106I-0604	3/8"	11/16-16	1/4-19	27,5	12,0	49,5	19,0	22,0
1208025	R1A241106I-0606	3/8"	11/16-16	3/8-19	27,5	12,0	49,5	22,0	22,0
1212489	R1A241106I-0806	1/2"	13/16-16	3/8-19	33,0	12,0	58,5	22,0	24,0
1212490	R1A241106I-0808	1/2"	13/16-16	1/2-14	33,0	14,0	60,5	27,0	24,0
1212491	R1A241106I-1008	5/8"	1-14	1/2-14	37,5	14,0	65,0	27,0	30,0
1212493	R1A241106I-1212	3/4"	1 3/16-12	3/4-14	41,5	16,0	71,5	32,0	36,0
1218451	R1A241106I-1216	3/4"	1 3/16-12	1-11	41,5	18,0	73,0	41,0	36,0
1212494	R1A241106I-1612	1"	1 7/16-12	3/4-14	43,8	16,0	80,3	41,0	41,0
1212495	R1A241106I-1616	1"	1 7/16-12	1-11	43,8	18,0	83,8	41,0	41,0
1212496	R1A241106I-2016	1"1/4	1 11/16-12	1-11	43,8	18,0	83,8	41,0	50,0
1212497	R1A241106I-2020	1"1/4	1 11/16-12	1 1/4-11	43,8	20,0	83,8	50,0	50,0

// R1A245106I

Straight connector

ORFS Male - BSPP cylindric Male with elastomer

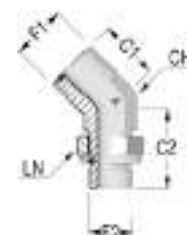


Item Code	Product Code	OD1	F1	F2	C1 (mm)	C2 (mm)	L1 (mm)	CH (mm)
1207990	R1A245106I-0402	1/4"	9/16-18	1/8-28	10,0	8,0	25,5	17,0
1206956	R1A245106I-0404	1/4"	9/16-18	1/4-19	10,0	12,0	30,5	19,0
1206957	R1A245106I-0406	1/4"	9/16-18	3/8-19	10,0	12,0	31,5	22,0
1208017	R1A245106I-0408	1/4"	9/16-18	1/2-14	10,0	14,0	35,5	27,0
1207575	R1A245106I-0604	3/8"	11/16-16	1/4-19	11,0	12,0	31,5	19,0
1207574	R1A245106I-0606	3/8"	11/16-16	3/8-19	11,0	12,0	33,5	22,0
1207996	R1A245106I-0608	3/8"	11/16-16	1/2-14	11,0	14,0	37,0	27,0
1207998	R1A245106I-0804	1/2"	13/16-16	1/4-19	13,0	12,0	39,5	22,0
1207576	R1A245106I-0806	1/2"	13/16-16	3/8-19	13,0	12,0	34,5	22,0
1206958	R1A245106I-0808	1/2"	13/16-16	1/2-14	13,0	14,0	38,5	27,0
1208022	R1A245106I-0812	1/2"	13/16-16	3/4-14	13,0	16,0	42,0	32,0
1207999	R1A245106I-1006	5/8"	1-14	3/8-19	15,5	12,0	43,0	27,0
1208010	R1A245106I-1008	5/8"	1-14	1/2-14	15,5	14,0	41,0	27,0
1207959	R1A245106I-1012	5/8"	1-14	3/4-14	15,5	16,0	44,5	32,0
1208000	R1A245106I-1208	3/4"	1 3/16-12	1/2-14	17,0	14,0	48,5	32,0
1206955	R1A245106I-1212	3/4"	1 3/16-12	3/4-14	17,0	16,0	46,0	32,0
1211527	R1A245106I-1216	3/4"	1 3/16-12	1-11	17,0	18,0	49,5	41,0
1208003	R1A245106I-1612	1"	1 7/16-12	3/4-14	17,5	16,0	51,0	41,0
1207577	R1A245106I-1616	1"	1 7/16-12	1-11	17,5	18,0	49,0	41,0
1207979	R1A245106I-1620	1"	1 7/16-12	1 1/4-11	17,5	20,0	54,0	50,0
1208034	R1A245106I-2016	1 1/4"	1 11/16-12	1-11	17,5	18,0	57,5	46,0
1208018	R1A245106I-2020	1 1/4"	1 11/16-12	1 1/4-11	17,5	20,0	54,0	50,0
1211528	R1A245106I-2024	1 1/4"	1 11/16-12	1 1/2-11	17,5	22,0	57,5	55,0
1211529	R1A245106I-2424	1 1/2"	2-12	1 1/2-11	17,5	22,0	57,5	55,0

// R1A245406N

45° adjustable elbow connector

ORFS Male - BSPP cylindric Male with O-Ring and retaining ring



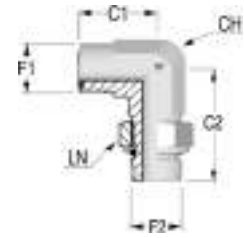
Item Code	Product Code	OD1	F1	F2	C1 (mm)	C2 (mm)	CH (mm)	LN (mm)
1210800	R1A245406N-0402	1/4"	9/16-18	1/8-28	16,0	28,0	14,0	14,0
1210801	R1A245406N-0404	1/4"	9/16-18	1/4-19	17,5	31,0	14,0	19,0
1210802	R1A245406N-0604	3/8"	11/16-16	1/4-19	19,0	32,0	19,0	19,0
1210803	R1A245406N-0606	3/8"	11/16-16	3/8-19	19,0	33,0	19,0	22,0
1210804	R1A245406N-0608	3/8"	11/16-16	1/2-14	19,5	43,0	27,0	27,0
1210805	R1A245406N-0806	1/2"	13/16-16	3/8-19	20,5	33,5	19,0	22,0
1212604	R1A245406N-0808	1/2"	13/16-16	1/2-14	22,0	42,0	27,0	27,0
1210806	R1A245406N-1008	5/8"	1-14	1/2-14	23,5	42,0	27,0	27,0
1210807	R1A245406N-1012	5/8"	1-14	3/4-14	24,5	46,5	30,0	36,0
1210733	R1A245406N-1212	3/4"	1 3/16-12	3/4-14	26,0	50,0	30,0	36,0
1211539	R1A245406N-1216	3/4"	1 3/16-12	1-11	29,5	52,5	36,0	41,0
1207720	R1A245406N-1616	1"	1 7/16-12	1-11	30,0	52,5	36,0	41,0
1211540	R1A245406N-2020	1 1/4"	1 11/16-12	1 1/4-11	32,0	53,5	41,0	50,0
1211541	R1A245406N-2424	1 1/2"	2-12	1 1/2-11	37,0	53,5	48,0	55,0

REV.2.1

// R1A245906N

90° adjustable elbow connector

ORFS Male - BSPP cylindric Male with O-Ring and retaining ring

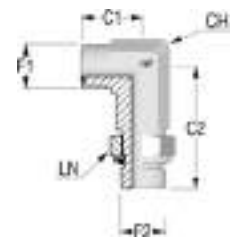


Item Code	Product Code	OD1	F1	F2	C1 (mm)	C2 (mm)	CH (mm)	LN (mm)
1210739	R1A245906N-0402	1/4"	9/16-18	1/8-28	21,5	30,0	14,0	14,0
1207721	R1A245906N-0404	1/4"	9/16-18	1/4-19	23,5	35,0	14,0	19,0
1207581	R1A245906N-0406	1/4"	9/16-18	3/8-19	25,0	38,0	19,0	22,0
1248244	R1A245906N-0604	3/8"	11/16-16	1/4-19	25,0	38,0	19,0	19,0
1207722	R1A245906N-0604	3/8"	11/16-16	1/4-19	25,0	38,0	19,0	19,0
1207568	R1A245906N-0606	3/8"	11/16-16	3/8-19	26,5	38,0	19,0	22,0
1207567	R1A245906N-0608	3/8"	11/16-16	1/2-14	29,5	48,0	27,0	27,0
1207723	R1A245906N-0804	1/2"	13/16-16	1/4-19	28,0	35,0	19,0	19,0
1207724	R1A245906N-0806	1/2"	13/16-16	3/8-19	28,0	38,0	19,0	22,0
1207725	R1A245906N-0808	1/2"	13/16-16	1/2-14	31,0	48,0	27,0	27,0
1208118	R1A245906N-1006	5/8"	1-14	3/8-19	33,5	43,0	27,0	22,0
1207034	R1A245906N-1008	5/8"	1-14	1/2-14	33,5	48,0	27,0	27,0
1210741	R1A245906N-1012	5/8"	1-14	3/4-14	36,0	51,5	30,0	36,0
1208029	R1A245906N-1208	3/4"	1 3/16-12	1/2-14	37,5	49,5	30,0	27,0
1207557	R1A245906N-1212	3/4"	1 3/16-12	3/4-14	37,5	51,5	30,0	36,0
1208119	R1A245906N-1216	3/4"	1 3/16-12	1-11	41,5	58,0	36,0	41,0
1210714	R1A245906N-1612	1"	1 7/16-12	3/4-14	42,0	56,0	36,0	36,0
1208121	R1A245906N-1616	1"	1 7/16-12	1-11	42,0	63,5	36,0	41,0
1211552	R1A245906N-1620	1"	1 7/16-12	1 1/4-11	45,0	60,5	41,0	50,0
1211553	R1A245906N-2016	1"1/4	1 11/16-12	1-11	45,0	60,0	41,0	41,0
1211554	R1A245906N-2020	1"1/4	1 11/16-12	1 1/4-11	45,0	67,5	41,0	50,0
1211555	R1A245906N-2024	1"1/4	1 11/16-12	1 1/2-11	49,0	64,5	48,0	55,0
1211556	R1A245906N-2424	1"1/2	2-12	1 1/2-11	49,0	64,5	48,0	55,0

// R1A245906Y

90° adjustable long elbow connector

ORFS Male - BSPP cylindric Male with O-Ring and retaining ring

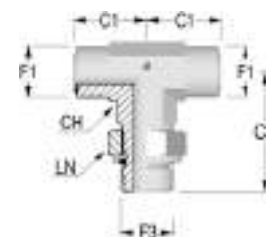


Item Code	Product Code	OD1	F1	F2	C1 (mm)	C2 (mm)	CH (mm)	LN (mm)
1212620	R1A245906Y-0404	1/4"	9/16-18	1/4-19	23,5	59,0	14,0	19,0
1212621	R1A245906Y-0406	1/4"	9/16-18	3/8-19	25,0	62,0	22,0	22,0
1212622	R1A245906Y-0606	3/8"	11/16-16	3/8-19	26,5	67,0	22,0	22,0
1212623	R1A245906Y-0608	3/8"	11/16-16	1/2-14	36,5	93,1	27,0	27,0
1212624	R1A245906Y-0806	1/2"	13/16-16	3/8-19	28,0	73,0	22,0	22,0
1212625	R1A245906Y-0808	1/2"	13/16-16	1/2-14	31,0	82,0	27,0	27,0
1212626	R1A245906Y-1008	5/8"	1-14	1/2-14	33,0	82,0	27,0	27,0
1212627	R1A245906Y-1012	5/8"	1-14	3/4-14	36,0	90,0	33,0	36,0
1212628	R1A245906Y-1212	3/4"	1 3/16-12	3/4-14	37,5	97,0	33,0	36,0
1212629	R1A245906Y-1216	3/4"	1 3/16-12	1-11	41,5	104,0	36,0	41,0
1212630	R1A245906Y-1616	1"	1 7/16-12	1-11	42,0	112,0	36,0	41,0
1212631	R1A245906Y-1620	1"	1 7/16-12	1 1/4-11	45,0	113,0	41,0	50,0
1212632	R1A245906Y-2020	1"1/4	1 11/16-12	1 1/4-11	45,0	113,0	41,0	50,0
1212633	R1A245906Y-2024	1"1/4	1 11/16-12	1 1/2-11	45,0	113,0	41,0	50,0
1212634	R1A245906Y-2424	1"1/2	2-12	1 1/2-11	49,0	137,0	48,0	55,0

// R1A245T06N

Branch Tee adjustable elbow connector

ORFS Male - BSPP cylindric Male with O-Ring and retaining ring

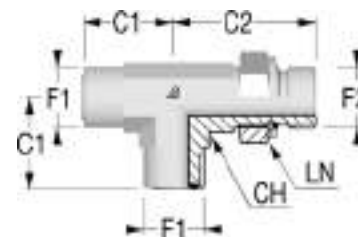


Item Code	Product Code	OD1	F1	F3	C1 (mm)	C3 (mm)	CH (mm)	LN (mm)
1210825	R1A245T06N-0402	1/4"	9/16-18	1/8-28	21,5	30,0	14,0	14,0
1210826	R1A245T06N-0404	1/4"	9/16-18	1/4-19	23,5	35,0	14,0	19,0
1210827	R1A245T06N-0604	3/8"	11/16-16	1/4-19	25,0	36,0	17,0	19,0
1210828	R1A245T06N-0606	3/8"	11/16-16	3/8-19	26,5	38,0	17,0	22,0
1210829	R1A245T06N-0806	1/2"	13/16-16	3/8-19	28,0	38,0	19,0	22,0
1212523	R1A245T06N-0808	1/2"	13/16-16	1/2-14	31,0	48,0	22,0	27,0
1207726	R1A245T06N-1008	5/8"	1-14	1/2-14	33,5	48,0	27,0	27,0
1210830	R1A245T06N-1012	5/8"	1-14	3/4-14	36,0	51,5	30,0	36,0
1207558	R1A245T06N-1212	3/4"	1 3/16-12	3/4-14	37,5	51,5	30,0	36,0
1211516	R1A245T06N-1616	1"	1 7/16-12	1-11	42,0	58,0	36,0	41,0
1211517	R1A245T06N-2020	1"1/4	1 11/16-12	1 1/4-11	45,0	60,5	41,0	50,0
1211518	R1A245T06N-2424	1"1/2	2-12	1 1/2-11	49,0	64,5	48,0	55,0

// R1A245L06N

Run Tee adjustable elbow connector

ORFS Male - BSPP cylindric Male with O-Ring and retaining ring



Item Code	Product Code	OD1	F1	F2	C1 (mm)	C2 (mm)	CH (mm)	LN (mm)
1210789	R1A245L06N-0402	1/4"	9/16-18	1/8-28	21,5	30,0	14,0	14,0
1210791	R1A245L06N-0604	3/8"	11/16-16	1/4-19	25,0	36,0	17,0	19,0
1210792	R1A245L06N-0606	3/8"	11/16-16	3/8-19	26,5	38,0	17,0	22,0
1211499	R1A245L06N-0806	1/2"	13/16-16	3/8-19	28,0	38,0	19,0	22,0
1210793	R1A245L06N-0808	1/2"	13/16-16	1/2-14	31,0	48,0	22,0	27,0
1210794	R1A245L06N-1008	5/8"	1-14	1/2-14	33,5	48,0	27,0	27,0
1210795	R1A245L06N-1012	5/8"	1-14	3/4-14	38,0	51,5	30,0	36,0
1210796	R1A245L06N-1212	3/4"	1 3/16-12	3/4-14	37,5	51,5	30,0	36,0
1208208	R1A245L06N-1616	1"	1 7/16-12	1-11	42,0	58,0	36,0	41,0
1211500	R1A245L06N-2020	1"1/4	1 11/16-12	1 1/4-11	45,0	60,5	41,0	50,0
1211501	R1A245L06N-2424	1"1/2	2-12	1 1/2-11	49,0	64,5	48,0	55,0

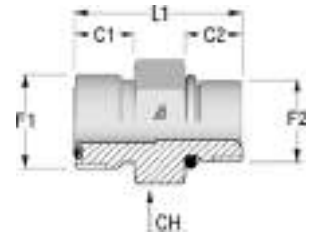
REV.2.1

// METRIC

// R1A2451525

Straight connector

ORFS Male - Metric Male with O-Ring

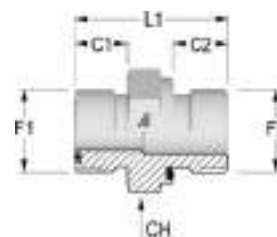


Item Code	Product Code	OD1	F1	F2	C1 (mm)	C2 (mm)	L1 (mm)	CH (mm)
1216267	R1A2451525-0410	1/4"	9/16-18	M10X1.0	10,0	12,0	27,0	17,0
1216268	R1A2451525-0412	1/4"	9/16-18	M12X1.5	10,0	13,5	28,5	17,0
1208019	R1A2451525-0414	1/4"	9/16-18	M14X1.5	10,0	13,5	29,5	19,0
1207957	R1A2451525-0614	3/8"	11/16-16	M14X1.5	11,0	13,5	32,0	22,0
1208032	R1A2451525-0616	3/8"	11/16-16	M16X1.5	11,0	15,0	33,5	22,0
1216270	R1A2451525-0618	3/8"	11/16-16	M18X1.5	11,0	16,5	36,0	24,0
1207956	R1A2451525-0814	1/2"	13/16-16	M14X1.5	13,0	13,5	35,0	22,0
1216272	R1A2451525-0816	1/2"	13/16-16	M16X1.5	13,0	15,0	36,5	24,0
1208040	R1A2451525-0818	1/2"	13/16-16	M18X1.5	13,0	16,5	38,0	24,0
1211538	R1A2451525-0822	1/2"	13/16-16	M22X1.5	13,0	17,5	39,0	27,0
1208020	R1A2451525-1022	5/8"	1-14	M22X1.5	15,5	17,5	42,0	27,0
1216274	R1A2451525-1027	5/8"	1-14	M27X2	15,5	18,5	46,0	32,0
1216276	R1A2451525-1227	3/4"	1 3/16-12	M27X2	17,0	21,0	48,5	32,0
1216277	R1A2451525-1233	3/4"	1 3/16-12	M33X2.0	17,0	21,5	51,5	41,0
1216278	R1A2451525-1633	1"	1 7/16-12	M33X2.0	17,5	21,5	52,0	41,0
1216279	R1A2451525-1642	1"	1 7/16-12	M42X2	17,5	22,0	54,5	50,0
1216280	R1A2451525-2042	1"1/4	1 11/16-12	M42X2	17,5	22,0	54,5	50,0
1216281	R1A2451525-2048	1"1/4	1 11/16-12	M48X2.0	17,5	24,5	55,5	55,0
1216282	R1A2451525-2448	1"1/2	2-12	M48X2.0	17,5	24,5	57,0	55,0

// R1A245152I

Straight connector

ORFS Male - Metric Male with elastomer



Item Code	Product Code	OD1	F1	F2	C1 (mm)	C2 (mm)	L1 (mm)	CH (mm)
1206959	R1A245152I-0410	1/4"	9/16-18	M10X1.0	10,0	8,0	25,0	17,0
1206960	R1A245152I-0412	1/4"	9/16-18	M12X1.5	10,0	12,0	29,5	17,0
1208035	R1A245152I-0414	1/4"	9/16-18	M14X1.5	10,0	12,0	30,5	19,0
1208036	R1A245152I-0614	3/8"	11/16-16	M14X1.5	11,0	12,0	32,0	22,0
1206961	R1A245152I-0616	3/8"	11/16-16	M16X1.5	11,0	12,0	32,0	22,0
1212592	R1A245152I-0814	1/2"	13/16-16	M14X1.5	13,0	12,0	34,0	22,0
1216283	R1A245152I-0816	1/2"	13/16-16	M16X1.5	13,0	12,0	34,0	22,0
1206962	R1A245152I-0818	1/2"	13/16-16	M18X1.5	13,0	12,0	36,5	24,0
1212593	R1A245152I-0822	1/2"	13/16-16	M22X1.5	13,0	14,0	38,5	27,0
1208191	R1A245152I-1022	5/8"	1-14	M22X1.5	15,5	14,0	41,0	27,0
1212594	R1A245152I-1222	3/4"	1 3/16-12	M22X1.5	17,0	14,0	44,0	32,0
1208192	R1A245152I-1227	3/4"	1 3/16-12	M27X2	17,0	16,0	46,0	32,0
1211535	R1A245152I-1633	1"	1 7/16-12	M33X2.0	17,5	18,0	50,0	41,0
1212597	R1A245152I-1642	1"	1 7/16-12	M42X2	17,5	20,0	54,0	50,0
1211536	R1A245152I-2042	1"1/4	1 11/16-12	M42X2	17,5	20,0	54,0	50,0
1211537	R1A245152I-2448	1"1/2	2-12	M48X2.0	17,5	22,0	57,5	55,0

// R1A245452Q

45° adjustable elbow connector

ORFS Male - Metric Male with O-Ring and retaining ring



Item Code	Product Code	OD1	F1	F2	C1 (mm)	C2 (mm)	CH (mm)	LN (mm)
1210736	R1A245452Q-0412	1/4"	9/16-18	M12X1.5	16,0	30,0	14,0	17,0
1208115	R1A245452Q-0616	3/8"	11/16-16	M16X1.5	19,0	33,5	17,0	22,0
1210737	R1A245452Q-0818	1/2"	13/16-16	M18X1.5	20,5	37,0	19,0	24,0
1210738	R1A245452Q-1022	5/8"	1-14	M22X1.5	23,5	44,0	27,0	27,0
1211548	R1A245452Q-1227	3/4"	1 3/16-12	M27X2	26,0	50,5	27,0	32,0
1211549	R1A245452Q-1633	1"	1 7/16-12	M33X2.0	30,0	52,5	36,0	41,0
1211550	R1A245452Q-2042	1"1/4	1 11/16-12	M42X2	32,0	54,0	41,0	50,0
1211551	R1A245452Q-2448	1"1/2	2-12	M48X2.0	37,0	56,5	48,0	55,0

REV.2.1

// R1A245952Q

90° adjustable elbow connector

ORFS Male - Metric Male with O-Ring and retaining ring

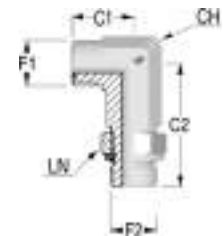


Item Code	Product Code	OD1	F1	F2	C1 (mm)	C2 (mm)	CH (mm)	LN (mm)
1210758	R1A245952Q-0410	1/4"	9/16-18	M10X1.0	21,5	30,5	14,0	14,0
1208159	R1A245952Q-0412	1/4"	9/16-18	M12X1.5	21,5	33,0	14,0	17,0
1212692	R1A245952Q-0612	3/8"	11/16-16	M12X1.5	25,0	35,5	17,0	17,0
1208042	R1A245952Q-0614	3/8"	11/16-16	M14X1.5	25,0	35,5	17,0	19,0
1208043	R1A245952Q-0616	3/8"	11/16-16	M16X1.5	25,0	37,5	17,0	22,0
1210759	R1A245952Q-0818	1/2"	13/16-16	M18X1.5	28,0	41,0	19,0	24,0
1210760	R1A245952Q-0822	1/2"	13/16-16	M22X1.5	31,0	49,0	19,0	27,0
1210761	R1A245952Q-1022	5/8"	1-14	M22X1.5	33,5	49,0	27,0	27,0
1210762	R1A245952Q-1027	5/8"	1-14	M27X2	33,5	55,0	27,0	32,0
1210763	R1A245952Q-1227	3/4"	1 3/16-12	M27X2	37,5	55,5	27,0	32,0
1210764	R1A245952Q-1233	3/4"	1 3/16-12	M33X2.0	37,5	59,5	36,0	41,0
1212693	R1A245952Q-1627	1"	1 7/16-12	M27X2	41,5	59,5	36,0	32,0
1211568	R1A245952Q-1633	1"	1 7/16-12	M33X2.0	41,5	59,5	36,0	41,0
1211569	R1A245952Q-1642	1"	1 7/16-12	M42X2	41,5	62,0	41,0	50,0
1211570	R1A245952Q-2042	1"1/4	1 11/16-12	M42X2	43,5	63,0	41,0	50,0
1211571	R1A245952Q-2048	1"1/4	1 11/16-12	M48X2.0	44,5	71,5	48,0	55,0
1211572	R1A245952Q-2448	1"1/2	2-12	M48X2.0	44,5	66,0	48,0	55,0

// R1A245952Y

90° adjustable long elbow connector

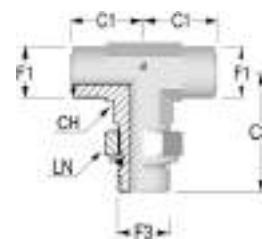
ORFS Male - Metric Male with O-Ring and retaining ring



Item Code	Product Code	OD1	F1	F2	C1 (mm)	C2 (mm)	CH (mm)	LN (mm)
1212694	R1A245952Y-0412	1/4"	9/16-18	M12X1.5	21,5	56,5	14,0	17,0
1212695	R1A245952Y-0616	3/8"	11/16-16	M16X1.5	25,0	67,0	17,0	22,0
1212696	R1A245952Y-0818	1/2"	13/16-16	M18X1.5	28,0	75,0	19,0	24,0
1212697	R1A245952Y-1022	5/8"	1-14	M22X1.5	33,5	89,0	27,0	27,0
1212698	R1A245952Y-1227	3/4"	1 3/16-12	M27X2	37,5	100,0	27,0	32,0
1212699	R1A245952Y-1633	1"	1 7/16-12	M33X2.0	41,5	113,0	36,0	41,0
1212700	R1A245952Y-2042	1"1/4	1 11/16-12	M42X2	44,5	125,0	41,0	50,0
1212701	R1A245952Y-2448	1"1/2	2-12	M48X2.0	49,0	139,0	48,0	55,0

// R1A245T52Q

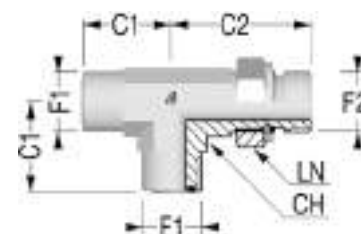
Branch Tee adjustable elbow connector
ORFS Male - Metric Male with O-Ring and retaining ring



Item Code	Product Code	OD1	F1	F3	C1 (mm)	C3 (mm)	CH (mm)	LN (mm)
1210784	R1A245T52Q-0412	1/4"	9/16-18	M12X1.5	21,5	33,0	14,0	17,0
1210785	R1A245T52Q-0616	3/8"	11/16-16	M16X1.5	25,0	37,5	17,0	22,0
1210786	R1A245T52Q-0818	1/2"	13/16-16	M18X1.5	28,0	41,0	19,0	24,0
1210787	R1A245T52Q-1022	5/8"	1-14	M22X1.5	33,5	49,0	27,0	27,0
1210788	R1A245T52Q-1227	3/4"	1 3/16-12	M27X2	37,5	55,5	27,0	32,0
1211524	R1A245T52Q-1633	1"	1 7/16-12	M33X2.0	41,5	59,5	36,0	41,0
1211525	R1A245T52Q-2042	1"1/4	1 11/16-12	M42X2	44,5	63,0	41,0	36,0
1211526	R1A245T52Q-2448	1"1/2	2-12	M48X2.0	49,0	71,5	48,0	55,0

// R1A245L52Q

Run Tee adjustable elbow connector
ORFS Male - Metric Male with O-Ring and retaining ring



Item Code	Product Code	OD1	F1	F2	C1 (mm)	C2 (mm)	CH (mm)	LN (mm)
1210820	R1A245L52Q-0412	1/4"	9/16-18	M12X1.5	21,5	33,0	14,0	17,0
1210821	R1A245L52Q-0616	3/8"	11/16-16	M16X1.5	25,0	37,5	17,0	22,0
1210822	R1A245L52Q-0818	1/2"	13/16-16	M18X1.5	28,0	41,0	19,0	24,0
1210709	R1A245L52Q-1022	5/8"	1-14	M22X1.5	33,5	49,0	27,0	27,0
1210823	R1A245L52Q-1227	3/4"	1 3/16-12	M27X2	37,5	55,5	27,0	32,0
1211513	R1A245L52Q-1633	1"	1 7/16-12	M33X2.0	41,5	59,5	36,0	41,0
1211514	R1A245L52Q-2042	1"1/4	1 11/16-12	M42X2	44,5	63,0	41,0	50,0
1211515	R1A245L52Q-2448	1"1/2	2-12	M48X2.0	49,0	71,5	48,0	55,0

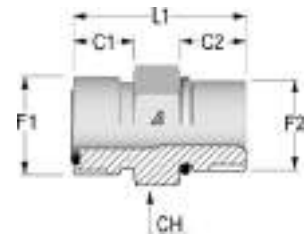
REV.2.1

// SAE UNF

// R1A2451305

Straight connector

ORFS Male - SAE UNF/UN Male with O-Ring

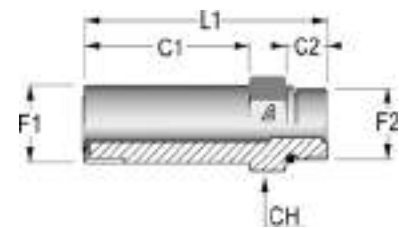


Item Code	Product Code	OD1	F1	F2	C1 (mm)	C2 (mm)	CH (mm)	L1 (mm)
1206963	R1A2451305-0404	1/4"	9/16-18	7/16-20	10,0	11,0	17,0	29,0
1206964	R1A2451305-0406	1/4"	9/16-18	9/16-18	10,0	12,0	19,0	30,5
1212564	R1A2451305-0604	3/8"	11/16-16	7/16-20	11,0	11,0	19,0	34,0
1207972	R1A2451305-0606	3/8"	11/16-16	9/16-18	11,0	12,0	22,0	32,0
1210723	R1A2451305-0608	3/8"	11/16-16	3/4-16	11,0	14,0	22,0	35,0
1208012	R1A2451305-0806	1/2"	13/16-16	9/16-18	13,0	12,0	22,0	37,5
1208013	R1A2451305-0808	1/2"	13/16-16	3/4-16	13,0	14,0	22,0	36,5
1207973	R1A2451305-0810	1/2"	13/16-16	7/8-14	13,0	16,0	27,0	40,5
1212565	R1A2451305-0812	1/2"	13/16-16	1 1/16-12	13,0	18,5	32,0	44,5
1208014	R1A2451305-1008	5/8"	1-14	3/4-16	15,5	14,0	27,0	45,0
1206965	R1A2451305-1010	5/8"	1-14	7/8-14	15,5	16,0	27,0	43,0
1207968	R1A2451305-1012	5/8"	1-14	1 1/16-12	15,5	18,5	32,0	47,0
1212566	R1A2451305-1210	3/4"	1 3/16-12	7/8-14	17,0	16,0	32,0	50,5
1207592	R1A2451305-1212	3/4"	1 3/16-12	1 1/16-12	17,0	18,0	32,0	48,5
1207561	R1A2451305-1216	3/4"	1 3/16-12	1 5/16-12	17,0	18,5	41,0	50,0
1212567	R1A2451305-1220	3/4"	1 3/16-12	1 5/8-12	17,0	18,5	46,0	50,5
1210721	R1A2451305-1612	1"	1 7/16-12	1 1/16-12	17,5	18,5	41,0	54,0
1208015	R1A2451305-1616	1"	1 7/16-12	1 5/16-12	17,5	18,5	41,0	50,5
1210777	R1A2451305-1620	1"	1 7/16-12	1 5/8-12	17,5	18,5	46,0	52,0
1212568	R1A2451305-2016	1"1/4	1 11/16-12	1 5/16-12	17,5	18,5	46,0	58,0
1210778	R1A2451305-2020	1"1/4	1 11/16-12	1 5/8-12	17,5	18,5	46,0	52,0
1211534	R1A2451305-2424	1"1/2	2-12	1 7/8-12	17,5	18,5	55,0	54,0

// R1A245130J

Long connector

ORFS Male - SAE UNF/UN Male with O-Ring

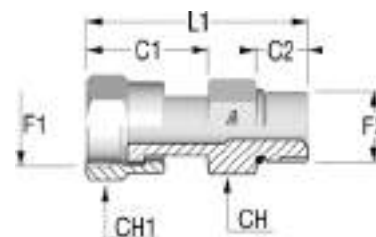


Item Code	Product Code	OD1	F1	F2	C1 (mm)	C2 (mm)	L1 (mm)	CH (mm)
1212556	R1A245130J-0404	1/4"	9/16-18	7/16-20	34,0	9,0	52,5	17,0
1212557	R1A245130J-0606	3/8"	11/16-16	9/16-18	37,0	10,0	58,0	22,0
1212558	R1A245130J-0808	1/2"	13/16-16	3/4-16	44,0	11,0	68,0	22,0
1212559	R1A245130J-1010	5/8"	1-14	7/8-14	52,0	12,5	79,5	27,0
1212560	R1A245130J-1212	3/4"	1 3/16-12	1 1/16-12	64,0	15,0	95,5	32,0
1212561	R1A245130J-1616	1"	1 7/16-12	1 5/16-12	72,5	15,0	105,0	41,0
1212562	R1A245130J-2020	1"1/4	1 11/16-12	1 5/8-12	86,0	15,0	121,0	46,0
1212563	R1A245130J-2424	1"1/2	2-12	1 7/8-12	97,0	15,0	133,5	55,0

// R1A2411305

Straight connector

ORFS Female - SAE UNF/UN Male with O-Ring



Item Code	Product Code	OD1	F1	F2	C1 (mm)	C2 (mm)	L1 (mm)	CH (mm)	CH1 (mm)
1212508	R1A2411305-0404	1/4"	9/16-18	7/16-20	24,4	11,0	45,2	17,0	19,0
1212509	R1A2411305-0606	3/8"	11/16-16	9/16-18	27,5	12,0	50,0	19,0	22,0
1212510	R1A2411305-0808	1/2"	13/16-16	3/4-16	33,0	14,0	60,0	22,0	24,0
1208302	R1A2411305-1008	5/8"	1-14	3/4-16	37,5	14,0	65,0	24,0	30,0
1212511	R1A2411305-1010	5/8"	1-14	7/8-14	37,5	16,0	66,5	27,0	30,0
1212512	R1A2411305-1212	3/4"	1 3/16-12	1 1/16-12	41,5	18,0	73,5	32,0	36,0
1212513	R1A2411305-1616	1"	1 7/16-12	1 5/16-12	43,8	18,5	82,0	41,0	41,0
1212514	R1A2411305-2020	1"1/4	1 11/16-12	1 5/8-12	43,8	18,5	82,0	50,0	50,0
1212515	R1A2411305-2424	1"1/2	2-12	1 7/8-12	47,5	18,5	81,0	55,0	60,0

// R1A2454305

45° adjustable elbow connector

ORFS Male - SAE UNF/UN Male with O-Ring



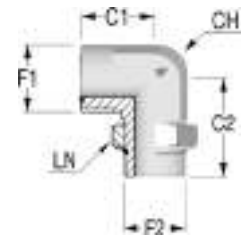
Item Code	Product Code	OD1	F1	F2	C1 (mm)	C2 (mm)	CH (mm)	LN (mm)
1210808	R1A2454305-0404	1/4"	9/16-18	7/16-20	16,0	30,0	14,0	16,0
1210809	R1A2454305-0406	1/4"	9/16-18	9/16-18	17,5	33,0	14,0	19,0
1210810	R1A2454305-0604	3/8"	11/16-16	7/16-20	19,0	31,0	17,0	16,0
1210722	R1A2454305-0606	3/8"	11/16-16	9/16-18	19,0	33,0	17,0	19,0
1207936	R1A2454305-0608	3/8"	11/16-16	3/4-16	19,0	36,5	19,0	24,0
1210811	R1A2454305-0806	1/2"	13/16-16	9/16-18	20,5	32,5	19,0	19,0
1210812	R1A2454305-0808	1/2"	13/16-16	3/4-16	20,5	36,5	19,0	24,0
1210813	R1A2454305-0810	1/2"	13/16-16	7/8-14	21,0	45,0	22,0	27,0
1211543	R1A2454305-1008	5/8"	1-14	3/4-16	23,5	40,5	27,0	24,0
1210814	R1A2454305-1010	5/8"	1-14	7/8-14	23,5	45,0	27,0	27,0
1210815	R1A2454305-1012	5/8"	1-14	1 1/16-12	24,5	50,0	27,0	32,0
1210816	R1A2454305-1210	3/4"	1 3/16-12	7/8-14	26,0	46,0	30,0	27,0
1207975	R1A2454305-1212	3/4"	1 3/16-12	1 1/16-12	26,0	44,0	27,0	32,0
1211544	R1A2454305-1216	3/4"	1 3/16-12	1 5/16-12	29,5	52,5	36,0	41,0
1207974	R1A2454305-1612	1"	1 7/16-12	1 1/16-12	30,0	51,5	33,0	32,0
1210817	R1A2454305-1616	1"	1 7/16-12	1 5/16-12	30,0	52,5	36,0	41,0
1211545	R1A2454305-1620	1"	1 7/16-12	1 5/8-12	32,0	53,5	41,0	50,0
1211546	R1A2454305-2020	1"1/4	1 11/16-12	1 5/8-12	32,0	48,5	41,0	50,0
1211547	R1A2454305-2424	1"1/2	2-12	1 7/8-12	33,5	48,5	48,0	55,0

REV.2.1

// R1A2459305

90° adjustable elbow connector

ORFS Male - SAE UNF/UN Male with O-Ring

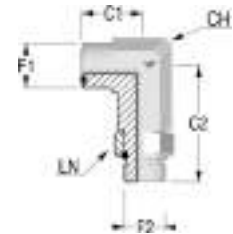


Item Code	Product Code	OD1	F1	F2	C1 (mm)	C2 (mm)	CH (mm)	LN (mm)
1207980	R1A2459305-0404	1/4"	9/16-18	7/16-20	22,5	32,5	14,0	16,0
1207976	R1A2459305-0406	1/4"	9/16-18	9/16-18	23,5	37,0	14,0	19,0
1208016	R1A2459305-0604	3/8"	11/16-16	7/16-20	25,0	35,0	17,0	17,0
1207497	R1A2459305-0606	3/8"	11/16-16	9/16-18	25,0	37,0	17,0	19,0
1210724	R1A2459305-0608	3/8"	11/16-16	3/4-16	26,5	40,5	19,0	24,0
1210725	R1A2459305-0806	1/2"	13/16-16	9/16-18	28,0	36,5	19,0	19,0
1207596	R1A2459305-0808	1/2"	13/16-16	3/4-16	28,0	40,5	19,0	24,0
1207970	R1A2459305-0810	1/2"	13/16-16	7/8-14	31,0	50,0	22,0	27,0
1210726	R1A2459305-1008	5/8"	1-14	3/4-16	33,5	46,0	27,0	24,0
1207971	R1A2459305-1010	5/8"	1-14	7/8-14	33,5	50,0	27,0	27,0
1207969	R1A2459305-1012	5/8"	1-14	1 1/16-12	36,0	55,0	27,0	32,0
1210756	R1A2459305-1210	3/4"	1 3/16-12	7/8-14	37,5	51,0	30,0	27,0
1207977	R1A2459305-1212	3/4"	1 3/16-12	1 1/16-12	37,5	55,0	30,0	32,0
1210711	R1A2459305-1216	3/4"	1 3/16-12	1 5/16-12	41,5	60,0	36,0	41,0
1207978	R1A2459305-1612	1"	1 7/16-12	1 1/16-12	42,0	59,0	33,0	32,0
1210757	R1A2459305-1616	1"	1 7/16-12	1 5/16-12	42,0	60,0	36,0	41,0
1211561	R1A2459305-1620	1"	1 7/16-12	1 5/8-12	45,0	62,0	41,0	50,0
1211562	R1A2459305-2016	1 1/4"	1 11/16-12	1 5/16-12	45,0	62,0	41,0	41,0
1211563	R1A2459305-2020	1 1/4"	1 11/16-12	1 5/8-12	44,5	62,0	41,0	50,0
1211564	R1A2459305-2024	1 1/4"	1 11/16-12	1 7/8-12	49,0	66,0	48,0	55,0
1211565	R1A2459305-2424	1 1/2"	2-12	1 7/8-12	49,0	66,0	48,0	55,0

// R1A245930J

90° adjustable long elbow connector

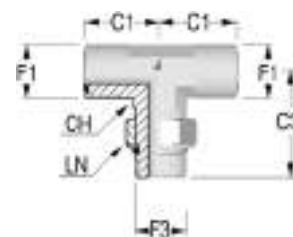
ORFS Male - SAE UNF/UN Male with O-Ring



Item Code	Product Code	OD1	F1	F2	C1 (mm)	C2 (mm)	CH (mm)	LN (mm)
1212635	R1A245930J-0404	1/4"	9/16-18	7/16-20	21,5	56,5	14,0	16,0
1212636	R1A245930J-0406	1/4"	9/16-18	9/16-18	23,5	66,0	14,0	19,0
1212637	R1A245930J-0606	3/8"	11/16-16	9/16-18	25,0	66,0	17,0	19,0
1212638	R1A245930J-0608	3/8"	11/16-16	3/4-16	26,5	75,0	19,0	24,0
1212639	R1A245930J-0808	1/2"	13/16-16	3/4-16	28,0	75,0	19,0	24,0
1212640	R1A245930J-0810	1/2"	13/16-16	7/8-14	31,0	89,0	22,0	27,0
1212641	R1A245930J-1010	5/8"	1-14	7/8-14	33,5	89,0	27,0	27,0
1212642	R1A245930J-1012	5/8"	1-14	1 1/16-12	36,0	101,0	27,0	32,0
1212643	R1A245930J-1212	3/4"	1 3/16-12	1 1/16-12	37,5	101,0	30,0	32,0
1212644	R1A245930J-1216	3/4"	1 3/16-12	1 5/16-12	41,5	114,0	36,0	41,0
1212645	R1A245930J-1616	1"	1 7/16-12	1 5/16-12	42,0	114,0	36,0	41,0
1212646	R1A245930J-1620	1"	1 7/16-12	1 5/8-12	45,0	126,0	41,0	50,0
1212647	R1A245930J-2020	1 1/4"	1 11/16-12	1 5/8-12	45,0	126,0	41,0	50,0
1212648	R1A245930J-2024	1 1/4"	1 11/16-12	1 7/8-12	49,0	139,0	48,0	55,0
1212649	R1A245930J-2424	1 1/2"	2-12	1 7/8-12	49,0	139,0	48,0	55,0

// R1A245T305

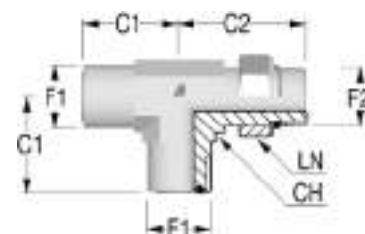
Branch Tee adjustable elbow connector
ORFS Male - SAE UNF/UN Male with O-Ring



Item Code	Product Code	OD1	F1	F3	C1 (mm)	C3 (mm)	CH (mm)	LN (mm)
1210720	R1A245T305-0404	1/4"	9/16-18	7/16-20	21,5	32,5	14,0	16,0
1210780	R1A245T305-0606	3/8"	11/16-16	9/16-18	25,0	37,0	17,0	19,0
1210781	R1A245T305-0808	1/2"	13/16-16	3/4-16	28,0	40,5	19,0	24,0
1210782	R1A245T305-1010	5/8"	1-14	7/8-14	33,5	50,0	27,0	27,0
1210783	R1A245T305-1212	3/4"	1 3/16-12	1 1/16-12	37,5	55,0	30,0	32,0
1211521	R1A245T305-1616	1"	1 7/16-12	1 5/16-12	42,0	60,0	36,0	41,0
1211522	R1A245T305-2020	1"1/4	1 11/16-12	1 5/8-12	45,0	62,0	41,0	50,0
1211523	R1A245T305-2424	1"1/2	2-12	1 7/8-12	49,0	66,0	48,0	55,0

// R1A245L305

Run Tee adjustable elbow connector
ORFS Male - SAE UNF/UN Male with O-Ring



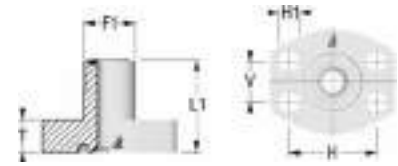
Item Code	Product Code	OD1	F1	F2	C1 (mm)	C2 (mm)	CH (mm)	LN (mm)
1210798	R1A245L305-0404	1/4"	9/16-18	7/16-20	21,5	32,5	14,0	16,0
1210799	R1A245L305-0606	3/8"	11/16-16	9/16-18	25,0	37,0	17,0	19,0
1210818	R1A245L305-0808	1/2"	13/16-16	3/4-16	28,0	40,5	19,0	24,0
1210819	R1A245L305-1010	5/8"	1-14	7/8-14	33,5	50,0	27,0	27,0
1211509	R1A245L305-1212	3/4"	1 3/16-12	1 1/16-12	37,5	55,0	30,0	32,0
1211510	R1A245L305-1616	1"	1 7/16-12	1 5/16-12	42,0	60,0	36,0	41,0
1211511	R1A245L305-2020	1"1/4	1 11/16-12	1 5/8-12	45,0	62,0	41,0	50,0
1211512	R1A245L305-2424	1"1/2	2-12	1 7/8-12	49,0	66,0	48,0	55,0

REV.2.1

// FLANGES

// R1A245133W

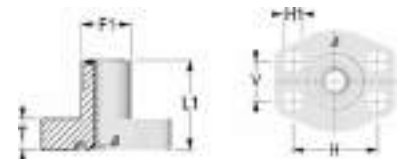
Straight flange SAE J518 code 61
ORFS Male - Low pressure



Item Code	Product Code	OD1	F1	F2	L1 (mm)	T (mm)	H (mm)	V (mm)	H1 (mm)
1212569	R1A245133W-0608	3/8"	11/16-16	1/2	37,0	14,0	38,1	17,5	9,0
1212570	R1A245133W-0808	1/2"	13/16-16	1/2	39,0	14,0	38,1	17,5	9,0
1212571	R1A245133W-1008	5/8"	1-14	1/2	40,0	14,0	38,1	17,5	9,0
1212572	R1A245133W-1012	5/8"	1-14	3/4	44,0	15,0	47,6	22,2	11,0
1212573	R1A245133W-1212	3/4"	1 3/16-12	3/4	45,0	15,0	47,6	22,2	11,0
1212574	R1A245133W-1216	3/4"	1 3/16-12	1	48,0	17,0	52,4	26,2	11,0
1212575	R1A245133W-1616	1"	1 7/16-12	1	49,0	17,0	52,4	26,2	11,0
1212576	R1A245133W-1620	1"	1 7/16-12	1 1/4	55,0	21,0	58,7	30,2	11,5
1212577	R1A245133W-2020	1 1/4"	1 11/16-12	1 1/4	55,0	21,0	58,7	30,2	11,5
1212578	R1A245133W-2024	1 1/4"	1 11/16-12	1 1/2	59,0	24,0	69,9	35,7	13,5
1212579	R1A245133W-2424	1 1/2"	2-12	1 1/2	61,0	24,0	69,9	35,7	13,5

// R1A245136W

Straight flange SAE J518 code 62
ORFS Male - High pressure

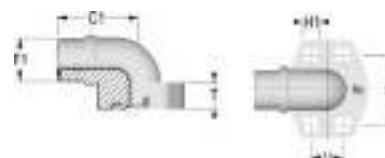


Item Code	Product Code	OD1	F1	F2	L1 (mm)	T (mm)	H (mm)	V (mm)	H1 (mm)
1212580	R1A245136W-0608	3/8"	11/16-16	1/2	37,0	15,0	40,5	18,2	9,0
1212581	R1A245136W-0808	1/2"	13/16-16	1/2	39,0	15,0	40,5	18,2	9,0
1212582	R1A245136W-1008	5/8"	1-14	1/2	40,0	15,0	40,5	18,2	9,0
1212583	R1A245136W-1012	5/8"	1-14	3/4	44,0	17,0	50,8	23,8	11,0
1212584	R1A245136W-1212	3/4"	1 3/16-12	3/4	45,0	17,0	50,8	23,8	11,0
1212585	R1A245136W-1216	3/4"	1 3/16-12	1	48,0	21,0	57,2	27,8	13,0
1212586	R1A245136W-1616	1"	1 7/16-12	1	49,0	21,0	57,2	27,8	13,0
1212587	R1A245136W-1620	1"	1 7/16-12	1 1/4	55,0	24,0	66,7	31,8	15,0
1212588	R1A245136W-2020	1 1/4"	1 11/16-12	1 1/4	55,0	24,0	66,7	31,8	15,0
1212589	R1A245136W-2024	1 1/4"	1 11/16-12	1 1/2	59,0	27,0	79,4	36,5	17,0
1212590	R1A245136W-2424	1 1/2"	2-12	1 1/2	61,0	27,0	79,4	36,5	17,0

// R1A245933W

90° flange SAE J518 code 61

ORFS Male - Low pressure

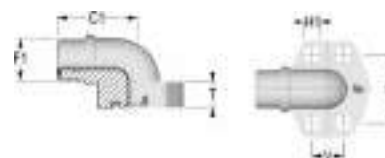


Item Code	Product Code	OD1	F1	F2	C1 (mm)	T (mm)	H (mm)	V (mm)	H1 (mm)
1212650	R1A245933W-0608	3/8"	11/16-16	1/2	37,0	17,0	38,1	17,5	9,0
1212651	R1A245933W-0808	1/2"	13/16-16	1/2	39,0	17,0	38,1	17,5	9,0
1212652	R1A245933W-1008	5/8"	1-14	1/2	40,0	20,0	38,1	17,5	9,0
1212653	R1A245933W-1012	5/8"	1-14	3/4	44,0	20,0	47,6	22,2	11,0
1212654	R1A245933W-1212	3/4"	1 3/16-12	3/4	45,0	25,0	47,6	22,2	11,0
1212655	R1A245933W-1216	3/4"	1 3/16-12	1	48,0	25,0	52,4	26,2	11,0
1212656	R1A245933W-1616	1"	1 7/16-12	1	49,0	31,0	52,4	26,2	11,0
1212657	R1A245933W-1620	1"	1 7/16-12	1 1/4	55,0	31,0	58,7	30,2	11,5
1212658	R1A245933W-2020	1"1/4	1 11/16-12	1 1/4	55,0	31,0	58,7	30,2	11,5
1212659	R1A245933W-2024	1"1/4	1 11/16-12	1 1/2	59,0	31,0	69,9	35,7	13,5
1212660	R1A245933W-2424	1"1/2	2-12	1 1/2	61,0	37,0	69,9	35,7	13,5

// R1A245936W

90° flange SAE J518 code 62

ORFS Male - High pressure



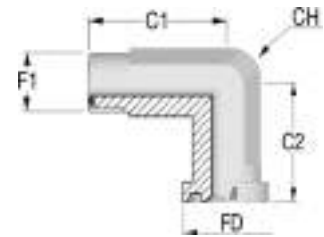
Item Code	Product Code	OD1	F1	F2	C1 (mm)	T (mm)	H (mm)	V (mm)	H1 (mm)
1212670	R1A245936W-0608	3/8"	11/16-16	1/2	37,0	17,0	40,5	18,2	9,0
1212671	R1A245936W-0808	1/2"	13/16-16	1/2	39,0	17,0	40,5	18,2	9,0
1212672	R1A245936W-1008	5/8"	1-14	1/2	40,0	20,0	40,5	18,2	9,0
1212673	R1A245936W-1012	5/8"	1-14	3/4	44,0	20,0	50,8	23,8	11,0
1212674	R1A245936W-1212	3/4"	1 3/16-12	3/4	45,0	25,0	50,8	23,8	11,0
1212675	R1A245936W-1216	3/4"	1 3/16-12	1	48,0	25,0	57,2	27,8	13,0
1212676	R1A245936W-1616	1"	1 7/16-12	1	49,0	31,0	57,2	27,8	13,0
1212677	R1A245936W-1620	1"	1 7/16-12	1 1/4	55,0	31,0	66,7	31,8	15,0
1212678	R1A245936W-2020	1"1/4	1 11/16-12	1 1/4	55,0	31,0	66,7	31,8	15,0
1212679	R1A245936W-2024	1"1/4	1 11/16-12	1 1/2	59,0	37,0	79,4	36,5	17,0
1212680	R1A245936W-2424	1"1/2	2-12	1 1/2	61,0	37,0	79,4	36,5	17,0

REV.2.1

// R1A2459334

90° adjustable flange SAE J518 code 61

ORFS Male - Low pressure

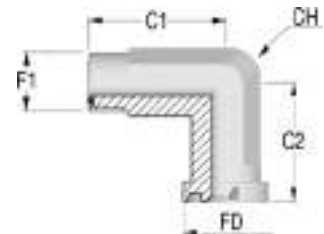


Item Code	Product Code	OD1	F1	F2	FD (mm)	C1 (mm)	C2 (mm)	CH (mm)
1212662	R1A2459334-0808	1/2"	13/16-16	1/2	30,2	48,0	42,0	22,0
1212663	R1A2459334-1008	5/8"	1-14	1/2	30,2	50,0	44,0	22,0
1212664	R1A2459334-1212	3/4"	1 3/16-12	3/4	38,1	64,0	53,0	27,0
1212665	R1A2459334-1616	1"	1 7/16-12	1	44,4	65,0	60,0	34,0
1212666	R1A2459334-1620	1"	1 7/16-12	1 1/4	50,8	64,0	55,0	42,0
1212667	R1A2459334-2020	1"1/4	1 11/16-12	1 1/4	50,8	64,0	55,0	42,0
1212668	R1A2459334-2024	1"1/4	1 11/16-12	1 1/2	60,3	78,0	66,0	50,0
1212669	R1A2459334-2424	1"1/2	2-12	1 1/2	60,3	78,0	66,0	50,0

// R1A2459364

90° adjustable flange SAE J518 code 62

ORFS Male - High pressure

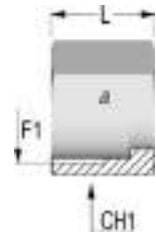


Item Code	Product Code	OD1	F1	F2	FD (mm)	C1 (mm)	C2 (mm)	CH (mm)
1212681	R1A2459364-0608	3/8"	11/16-16	1/2	31,8	50,0	44,0	22,0
1212682	R1A2459364-0808	1/2"	13/16-16	1/2	31,8	43,0	49,0	22,0
1212683	R1A2459364-1008	5/8"	1-14	1/2	31,8	50,0	44,0	22,0
1212684	R1A2459364-1012	5/8"	1-14	3/4	41,3	64,0	53,0	27,0
1212685	R1A2459364-1212	3/4"	1 3/16-12	3/4	41,3	64,0	53,0	27,0
1212686	R1A2459364-1216	3/4"	1 3/16-12	1	47,6	62,0	60,0	34,0
1212687	R1A2459364-1616	1"	1 7/16-12	1	47,6	62,0	60,0	34,0
1212688	R1A2459364-1620	1"	1 7/16-12	1 1/4	54,0	72,0	70,0	42,0
1212689	R1A2459364-2020	1"1/4	1 11/16-12	1 1/4	54,0	72,0	70,0	42,0
1212690	R1A2459364-2024	1"1/4	1 11/16-12	1 1/2	63,5	84,0	80,0	50,0
1212691	R1A2459364-2424	1"1/2	2-12	1 1/2	63,5	84,0	80,0	50,0

// ACCESSORIES

// HX0D2403

Nut ORFS



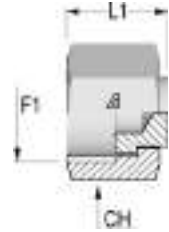
Item Code	Product Code	OD1	F1	L (mm)	CH1 (mm)
1223385	HX0D2403-040000	6	9/16-18	14,5	17,0
1221423	HX0D2403-060000	8	11/16-16	17,0	22,0
1209980	HX0D2403-080000	12	13/16-16	21,0	24,0
1209992	HX0D2403-100000	14	1-14	23,5	30,0
1210042	HX0D2403-120000	18	1 3/16-12	26,0	36,0
1217528	HX0D2403-160000	22	1 7/16-12	28,0	41,0
1217530	HX0D2403-240000	35	2-12	28,0	57,0
1217529	HX0D2403-200000	28	1 11/16-12	28,0	50,0

REV.2.1

// PLUG

// R1A2431000

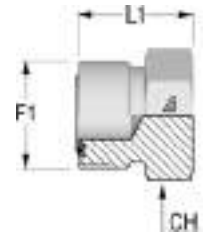
Cap ORFS Female



Item Code	Product Code	OD1	F1	L1 (mm)	CH (mm)
1207932	R1A2431000-0400	1/4"	9/16-18	17,0	17,0
1207711	R1A2431000-0600	3/8"	11/16-16	20,0	22,0
1207933	R1A2431000-0800	1/2"	13/16-16	23,0	24,0
1208261	R1A2431000-1000	5/8"	1-14	27,0	30,0
1208260	R1A2431000-1200	3/4"	1 3/16-12	30,0	36,0
1208259	R1A2431000-1600	1"	1 7/16-12	31,0	41,0
1208258	R1A2431000-2000	1 1/4"	1 11/16-12	31,0	50,0
1210844	R1A2431000-2400	1 1/2"	2-12	31,0	57,0

// R1A2451000

Plug ORFS Male



Item Code	Product Code	OD1	F1	L1 (mm)	CH (mm)
1207934	R1A2451000-0400	1/4"	9/16-18	16,5	17,0
1207772	R1A2451000-0600	3/8"	11/16-16	19,0	19,0
1207935	R1A2451000-0800	1/2"	13/16-16	22,0	22,0
1208215	R1A2451000-1000	5/8"	1-14	26,0	27,0
1208216	R1A2451000-1200	3/4"	1 3/16-12	27,5	32,0
1208217	R1A2451000-1600	1"	1 7/16-12	28,0	41,0
1208218	R1A2451000-2000	1 1/4"	1 11/16-12	28,0	46,0
1210824	R1A2451000-2400	1 1/2"	2-12	28,0	55,0



ALSO AVAILABLE IN STAINLESS STEEL

// DIN 24° ADAPTERS

// GE-R-ED.....	218	// WE-NPT.....	235
// GE-R.....	220	// WE-MK.....	236
// GE-R 60°.....	222	// TE-RK.....	237
// GE-KR.....	223	// TE-MK.....	238
// GE-NPT.....	225	// LE-RK.....	239
// GE-M-ED.....	227	// G-GR.....	240
// GE-M-OR.....	229	// W - 90°.....	242
// GE-M.....	230	// T - BRANCH TEE.....	244
// GE-MK.....	231	// K - CROSS.....	246
// GE-UNF.....	232	// WSV.....	247
// WE-RK.....	233	// DKO/DKO.....	248

// EVW-DKO	249	// VSTI-R-ED	267
// EVW	250	// VSTI-M	268
// EVT-DKO	251	// PL-DKO	269
// ELV-DKO	252	// PL	270
// EVGE-R-ED-DKO	253	// ROV	271
// KOR-DKO	254	// D2S	272
// WEE-R	256	// ES4	274
// AS	257	// M - NUT	275
// ESV	258	// M SQR	277
// SV	259	// M BV10	278
// SKO	260	// BV10 RING	279
// GAI-R	261	// BV10 CONE	280
// GAI-M	262	// SWVE-R-ED	281
// MAV-R	263	// SWVE-R	282
// MAVE-R	264	// SWVE-M	284
// RI-ED	265	// SWVE-M-ED	285
// RI	266	// DSVW-M	286

// GE-R-ED

// V1A11M106I

Straight connector

DIN 24° Male - BSPP cylindric Male with elastomer

Light Series

GE-R-ED



Item Code	Product Code	OD1	F2	Q1 (mm)	LT (mm)	G (mm)	L1 (mm)	CH (mm)
1218098	R1A-0784192000	6	1/8-28	8,5	8,0	13,9	23,5	14,0
1218419	R1A-1784082000	6	1/4-19	10,0	12,0	18,9	29,0	19,0
1218439	R1A-1784942000	6	3/8-19	11,5	12,0	21,9	30,5	22,0
1218430	R1A-1784222000	8	1/8-28	9,5	8,0	13,9	24,5	14,0
1218099	R1A-0784202000	8	1/4-19	10,0	12,0	18,9	29,0	19,0
1218431	R1A-1784232000	8	3/8-19	11,5	12,0	21,9	30,5	22,0
1224277	R1A-1784912000	8	1/2-14	12,0	14,0	26,9	33,0	27,0
1221049	R1A-1784932000	10	1/8-28	10,5	8,0	13,9	25,5	17,0
1218100	R1A-0784212000	10	1/4-19	11,0	12,0	18,9	30,0	19,0
1218426	R1A-1784172000	10	3/8-19	12,5	12,0	21,9	31,5	22,0
1218427	R1A-1784182000	10	1/2-14	13,0	14,0	26,9	34,0	27,0
1218101	R1A-0784222000	12	3/8-19	12,5	12,0	21,9	31,5	22,0
1218094	R1A-0784102000	12	1/4-19	12,5	12,0	18,9	31,5	19,0
1218095	R1A-0784122000	12	1/2-14	13,0	14,0	26,9	34,0	27,0
1218429	R1A-1784212000	12	3/4-14	14,0	16,0	31,9	37,0	32,0
1224278	R1A-1785642000	15	1/4-19	13,0	12,0	18,9	32,0	24,0
1218418	R1A-1784072000	15	3/8-19	13,5	12,0	21,9	32,5	24,0
1218102	R1A-0784232000	15	1/2-14	14,0	14,0	26,9	35,0	27,0
1218428	R1A-1784192000	15	3/4-14	15,0	16,0	31,9	38,0	32,0
1218434	R1A-1784282000	18	3/4-14	14,5	16,0	31,9	38,0	32,0
1218103	R1A-0784242000	18	1/2-14	14,5	14,0	26,9	36,0	27,0
1224830	R1A-1785972000	18	1-11	15,5	18,0	39,9	41,0	41,0
1218104	R1A-0784252000	22	3/4-14	16,5	16,0	31,9	40,0	32,0
1218425	R1A-1784162000	22	1/2-14	16,5	14,0	26,9	38,0	32,0
1218438	R1A-1784712000	22	1-11	17,5	18,0	39,9	43,0	41,0
1218105	R1A-0784262000	28	1-11	17,5	18,0	39,9	43,0	41,0
1218422	R1A-1784122000	28	3/4-14	17,5	16,0	31,9	41,0	41,0
1224279	R1A-1784902000	28	1 1/4-11	18,5	20,0	49,9	46,0	50,0
1218106	R1A-0784272000	35	1 1/4-11	17,5	20,0	49,9	48,0	50,0
1218435	R1A-1784362000	35	1-11	17,5	18,0	39,9	46,0	46,0
1224346	R1A-1785612000	35	1 1/2-11	19,5	22,0	54,9	52,0	55,0
1218107	R1A-0784282000	42	1 1/2-11	19,0	22,0	54,9	52,0	55,0
1218441	R1A-1785652000	42	1 1/4-11	19,0	20,0	49,9	50,0	55,0

REV.2.1

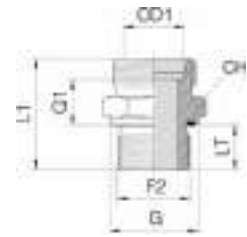
// V1A12M106I

Straight connector

DIN 24° Male - BSPP cylindric Male with elastomer

Heavy Series

GE-R-ED



Item Code	Product Code	OD1	F2	Q1 (mm)	LT (mm)	G (mm)	L1 (mm)	CH (mm)
1218108	R1A-0784292000	6	1/4-19	13,0	12,0	18,9	32,0	19,0
1218109	R1A-0784302000	8	1/4-19	15,0	12,0	18,9	34,0	19,0
1218423	R1A-1784132000	8	3/8-19	15,5	12,0	21,9	34,5	22,0
1218096	R1A-0784152000	10	1/4-19	14,5	12,0	18,9	34,0	19,0
1218110	R1A-0784312000	10	3/8-19	15,0	12,0	21,9	34,5	22,0
1218432	R1A-1784242000	10	1/2-14	17,5	14,0	26,9	39,0	27,0
1218424	R1A-1784142000	12	1/4-19	16,5	12,0	18,9	36,0	22,0
1218111	R1A-0784322000	12	3/8-19	17,0	12,0	21,9	36,5	22,0
1218097	R1A-0784172000	12	1/2-14	17,5	14,0	26,9	39,0	27,0
1241790	R1A-1785922000	14	3/8-19	19,0	12,0	21,9	39,0	24,0
1218112	R1A-0784332000	14	1/2-14	19,0	14,0	26,9	41,0	27,0
1218420	R1A-1784092000	16	3/8-19	18,0	12,0	21,9	38,5	27,0
1218113	R1A-0784342000	16	1/2-14	18,5	14,0	26,9	41,0	27,0
1218433	R1A-1784262000	16	3/4-14	20,5	16,0	31,9	45,0	32,0
1218417	R1A-1784062000	20	1/2-14	20,5	14,0	26,9	45,0	32,0
1218114	R1A-0784352000	20	3/4-14	20,5	16,0	31,9	47,0	32,0
1218436	R1A-1784382000	20	1-11	22,5	18,0	39,9	51,0	41,0
1222085	R1A-1785632000	25	1/2-14	23,0	14,0	26,9	49,0	41,0
1218093	R1A-0784032000	25	3/4-14	23,0	16,0	31,9	51,0	41,0
1218115	R1A-0784362000	25	1-11	23,0	18,0	39,9	53,0	41,0
1218443	R1A-1785772000	25	1 1/4-11	23,0	20,0	49,9	55,0	50,0
1222086	R1A-1785712000	30	3/4-14	23,5	16,0	31,9	53,0	46,0
1218421	R1A-1784112000	30	1-11	23,5	18,0	39,9	55,0	46,0
1218116	R1A-0784372000	30	1 1/4-11	23,5	20,0	49,9	57,0	50,0
1218444	R1A-1785962000	30	1 1/2-11	26,5	22,0	54,9	62,0	55,0
1218440	R1A-1785212000	38	1 1/4-11	26,0	20,0	49,9	62,0	55,0
1218117	R1A-0784382000	38	1 1/2-11	26,0	22,0	54,9	64,0	55,0

// GE-R

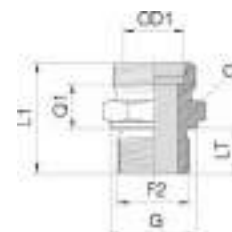
// V1A11M106M

Straight connector

DIN 24° Male - BSPP cylindric flat Male

Light Series

GE-R



Item Code	Product Code	OD1	F2	Q1 (mm)	LT (mm)	G (mm)	L1 (mm)	CH (mm)
1217857	R1A-0710002000	6	1/8-28	8,5	8,0	14,0	23,5	14,0
1217858	R1A-0710022000	6	1/4-19	9,0	12,0	18,0	28,0	19,0
1217859	R1A-0710032000	6	3/8-19	11,5	12,0	22,0	30,5	22,0
1217860	R1A-0710042000	6	1/2-14	12,0	14,0	26,0	33,0	27,0
1217862	R1A-0710062000	8	1/8-28	9,5	8,0	14,0	24,5	17,0
1217861	R1A-0710052000	8	1/4-19	10,0	12,0	18,0	29,0	19,0
1217863	R1A-0710072000	8	3/8-19	11,5	12,0	22,0	30,5	22,0
1217864	R1A-0710082000	8	1/2-14	12,0	14,0	26,0	33,0	27,0
1217865	R1A-0710102000	10	1/4-19	11,0	12,0	18,0	30,0	19,0
1217866	R1A-0710122000	10	3/8-19	12,5	12,0	22,0	31,5	22,0
1217869	R1A-0710162000	12	1/4-19	12,0	12,0	18,0	31,0	19,0
1217868	R1A-0710152000	12	3/8-19	12,5	12,0	22,0	31,5	22,0
1217870	R1A-0710172000	12	1/2-14	13,0	14,0	26,0	34,0	27,0
1217871	R1A-0710182000	12	3/4-14	14,0	16,0	32,0	37,0	32,0
1217875	R1A-0710232000	15	1/4-19	13,0	12,0	18,0	32,0	24,0
1217873	R1A-0710212000	15	3/8-19	13,5	12,0	22,0	32,5	24,0
1217872	R1A-0710202000	15	1/2-14	14,0	14,0	26,0	35,0	27,0
1217874	R1A-0710222000	15	3/4-14	15,0	16,0	32,0	38,0	32,0
1217877	R1A-0710262000	18	3/8-19	14,0	12,0	22,0	33,5	27,0
1217876	R1A-0710252000	18	1/2-14	14,5	14,0	26,0	36,0	27,0
1217878	R1A-0710272000	18	3/4-14	14,5	16,0	32,0	38,0	32,0
1217880	R1A-0710312000	22	1/2-14	16,5	14,0	26,0	38,0	32,0
1217879	R1A-0710302000	22	3/4-14	16,5	16,0	32,0	40,0	32,0
1217881	R1A-0710322000	22	1-11	17,5	18,0	39,0	43,0	41,0
1217883	R1A-0710362000	28	3/4-14	17,5	16,0	32,0	41,0	41,0
1217882	R1A-0710352000	28	1-11	17,5	18,0	39,0	43,0	41,0
1221150	R1A-0710372000	28	1 1/4-11	18,5	20,0	49,0	46,0	50,0
1221161	R1A-0710412000	35	1-11	17,5	18,0	39,0	46,0	50,0
1217884	R1A-0710402000	35	1 1/4-11	17,5	20,0	49,0	48,0	50,0
1217886	R1A-0710462000	42	1 1/4-11	19,0	20,0	49,0	50,0	55,0
1217885	R1A-0710452000	42	1 1/2-11	19,0	22,0	55,0	52,0	55,0

REV.2.1

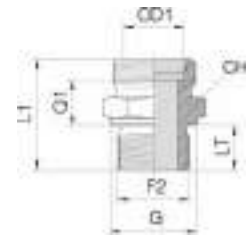
// V1A12M106M

Straight connector

DIN 24° Male - BSPP cylindric flat Male

Heavy Series

GE-R



Item Code	Product Code	OD1	F2	Q1 (mm)	LT (mm)	CH (mm)	L1 (mm)	G (mm)
1217887	R1A-0710502000	6	1/4-19	13,0	12,0	19,0	32,0	18,0
1217888	R1A-0710552000	8	1/4-19	15,0	12,0	19,0	34,0	18,0
1217889	R1A-0710572000	8	3/8-19	15,5	12,0	22,0	34,5	22,0
1217891	R1A-0710612000	10	1/4-19	14,5	12,0	19,0	34,0	18,0
1217890	R1A-0710602000	10	3/8-19	15,0	12,0	22,0	34,5	22,0
1217893	R1A-0710662000	12	1/4-19	16,5	12,0	22,0	36,0	18,0
1217892	R1A-0710652000	12	3/8-19	17,0	12,0	22,0	36,5	22,0
1217894	R1A-0710672000	12	1/2-14	17,5	14,0	27,0	39,0	26,0
1217896	R1A-0710712000	14	3/8-19	19,0	12,0	24,0	39,0	22,0
1217895	R1A-0710702000	14	1/2-14	19,0	14,0	27,0	41,0	26,0
1217898	R1A-0710762000	16	3/8-19	18,0	12,0	27,0	38,5	22,0
1217897	R1A-0710752000	16	1/2-14	18,5	14,0	27,0	41,0	26,0
1217899	R1A-0710772000	16	3/4-14	20,5	16,0	32,0	45,0	32,0
1217901	R1A-0710812000	20	1/2-14	20,5	14,0	32,0	45,0	26,0
1217900	R1A-0710802000	20	3/4-14	20,5	16,0	32,0	47,0	32,0
1217902	R1A-0710822000	20	1-11	22,5	18,0	41,0	51,0	39,0
1217904	R1A-0710862000	25	3/4-14	23,0	16,0	41,0	51,0	32,0
1217903	R1A-0710852000	25	1-11	23,0	18,0	41,0	53,0	39,0
1221138	R1A-0710872000	25	1 1/4-11	23,0	20,0	50,0	55,0	49,0
1221157	R1A-0710932000	30	3/4-14	23,5	16,0	46,0	53,0	32,0
1217906	R1A-0710912000	30	1-11	23,5	18,0	46,0	55,0	39,0
1217905	R1A-0710902000	30	1 1/4-11	23,5	20,0	50,0	57,0	49,0
1221167	R1A-0710982000	38	1-11	26,0	18,0	55,0	60,0	39,0
1217908	R1A-0710962000	38	1 1/4-11	26,0	20,0	55,0	62,0	49,0
1217907	R1A-0710952000	38	1 1/2-11	26,0	22,0	55,0	64,0	55,0

// GE-R 60°

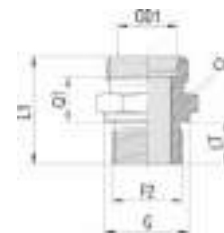
// V1A11M105M

Straight connector

DIN 24° Male - BSPP cylindric Male 60°

Light Series

GE-R



Item Code	Product Code	OD1	F2	Q1 (mm)	LT (mm)	L1 (mm)	CH (mm)
1221025	R1A-0708052000	8	1/4-19	10,0	12,0	29,0	19,0
1252207	R1A-0708072000	8	3/8-19	11,5	12,0	30,5	22,0
1217829	R1A-0708102000	10	1/4-19	11,0	12,0	30,0	19,0
1217830	R1A-0708122000	10	3/8-19	12,5	12,0	31,5	22,0
1239929	R1A-0708162000	12	1/4-19	12,0	12,0	31,0	19,0
1217831	R1A-0708152000	12	3/8-19	12,5	12,0	31,5	22,0
1228196	R1A-0708172000	12	1/2-14	13,0	14,0	34,0	27,0
1221093	R1A-0708212000	15	3/8-19	13,5	12,0	32,5	24,0
1217832	R1A-0708202000	15	1/2-14	14,0	14,0	35,0	27,0
1217833	R1A-0708252000	18	1/2-14	14,5	14,0	36,0	27,0
1217835	R1A-0708312000	22	1/2-14	16,5	14,0	38,0	32,0
1217834	R1A-0708302000	22	3/4-14	16,5	16,0	40,0	32,0
1221148	R1A-0708352000	28	1-11	17,5	18,0	43,0	41,0
1221144	R1A-0708362000	28	3/4-14	19,5	16,0	43,0	41,0
1243512	R1A-0708402000	35	1 1/4-11	17,5	20,0	48,0	50,0
1242330	R1A-0708462000	42	1 1/4-11	19,0	20,0	50,0	55,0
1242326	R1A-0708452000	42	1 1/2-11	19,0	22,0	52,0	55,0

// V1A12M105M

Straight connector

DIN 24° Male - BSPP cylindric Male 60°

Heavy Series

GE-R



Item Code	Product Code	OD1	F2	Q1 (mm)	LT (mm)	L1 (mm)	CH (mm)
1221082	R1A-0708652000	12	3/8-19	17,0	12,0	36,5	22,0
1217836	R1A-0708762000	16	3/8-19	18,5	12,0	39,0	24,0
1231448	R1A-0708752000	16	1/2-14	18,5	14,0	41,0	27,0
1217838	R1A-0708812000	20	1/2-14	20,5	14,0	45,0	32,0
1217837	R1A-0708802000	20	3/4-14	20,5	16,0	47,0	32,0
1241791	R1A-0708822000	20	1-11	22,5	18,0	51,0	41,0
1242327	R1A-0708862000	25	3/4-14	23,0	16,0	51,0	41,0
1217839	R1A-0708852000	25	1-11	23,0	18,0	53,0	41,0
1242328	R1A-0708912000	30	1-11	23,5	18,0	55,0	46,0
1242329	R1A-0708902000	30	1 1/4-11	23,5	20,0	57,0	50,0
1217841	R1A-0708982000	38	1-11	26,0	18,0	60,0	55,0
1217840	R1A-0708962000	38	1 1/4-11	26,0	20,0	62,0	55,0

REV.2.1

// GE-KR

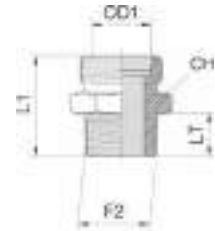
// V1A32M107M

Straight connector

DIN 24° Male - BSPT cylindric flat Male

Extra Light Series

GE-RK



Item Code	Product Code	OD1	F2	LT (mm)	L1 (mm)	CH (mm)
1217802	R1A-0703002000	4	1/8-28	6,2	20,0	11,0
1217803	R1A-0703102000	6	1/8-28	6,2	20,0	11,0
1217804	R1A-0703152000	8	1/8-28	6,2	22,0	12,0
1221024	R1A-0703172000	8	1/4-19	9,3	26,0	14,0

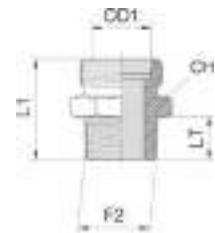
// V1A11M107M

Straight connector

DIN 24° Male - BSPT cylindric flat Male

Light Series

GE-RK



Item Code	Product Code	OD1	F2	LT (mm)	L1 (mm)	CH (mm)
1217805	R1A-0704002000	6	1/8-28	6,2	22,0	14,0
1237318	R1A-0704022000	6	1/4-19	9,3	26,0	14,0
1221027	R1A-0704052000	8	1/4-19	9,3	27,0	17,0
1217806	R1A-0704102000	10	1/4-19	9,3	28,0	17,0
1217807	R1A-0704122000	10	3/8-19	9,3	28,0	19,0
1224268	R1A-0704132000	10	1/2-14	10,4	31,0	24,0
1217808	R1A-0704152000	12	3/8-19	9,3	29,0	19,0
1224823	R1A-0704162000	12	1/4-19	9,3	29,0	19,0
1237319	R1A-0704172000	12	1/2-14	10,4	31,0	24,0
1221094	R1A-0704212000	15	3/8-19	9,3	30,0	24,0
1224269	R1A-0704202000	15	1/2-14	10,4	32,0	24,0
1224824	R1A-0704252000	18	1/2-14	10,4	33,0	27,0
1245762	R1A-0704312000	22	1/2-14	10,4	35,0	32,0
1221131	R1A-0704302000	22	3/4-14	12,4	37,0	32,0
1221147	R1A-0704352000	28	1-11	13,4	40,0	41,0

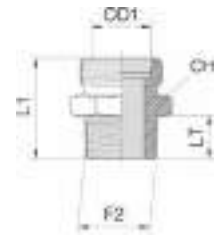
// V1A12M107M

Straight connector

DIN 24° Male - BSPT cylindric flat Male

Heavy Series

GE-RK



Item Code	Product Code	OD1	F2	LT (mm)	L1 (mm)	CH (mm)
1221017	R1A-0704502000	6	1/4-19	9,3	30,0	17,0
1221060	R1A-0704602000	10	3/8-19	9,3	32,0	19,0
1221084	R1A-0704652000	12	3/8-19	9,3	34,0	22,0
1217809	R1A-0704752000	16	1/2-14	10,4	38,0	27,0
1224825	R1A-0704802000	20	3/4-14	12,4	44,0	32,0

REV.2.1

// GE-NPT

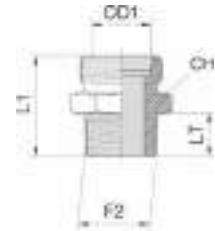
// V1A32M128M

Straight connector

DIN 24° Male - NPTF Male

Extra Light Series

GE-NPT



Item Code	Product Code	OD1	F2	LT (mm)	L1 (mm)	CH (mm)
1217810	R1A-0705102000	6	1/8-27	6,7	21,9	11,0
1217811	R1A-0705152000	8	1/8-27	6,7	23,9	12,0

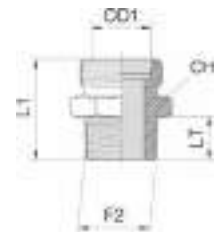
// V1A11M128M

Straight connector

DIN 24° Male - NPTF Male

Light Series

GE-NPT



Item Code	Product Code	OD1	F2	LT (mm)	L1 (mm)	CH (mm)
1221003	R1A-0706002000	6	1/8-27	6,7	23,9	12,0
1217812	R1A-0706022000	6	1/4-18	10,2	30,0	17,0
1217813	R1A-0706052000	8	1/4-18	10,2	30,1	17,0
1217814	R1A-0706102000	10	1/4-18	10,2	31,1	17,0
1221044	R1A-0706122000	10	3/8-18	10,4	32,2	19,0
1217816	R1A-0706162000	12	1/4-18	10,2	32,0	19,0
1217815	R1A-0706152000	12	3/8-18	10,4	32,2	19,0
1221061	R1A-0706172000	12	1/2-14	13,6	36,8	24,0
1224826	R1A-0706212000	15	3/8-18	10,4	33,2	24,0
1217817	R1A-0706202000	15	1/2-14	13,6	37,8	24,0
1217818	R1A-0706252000	18	1/2-14	13,6	38,8	27,0
1217819	R1A-0706302000	22	3/4-14	19,9	41,1	32,0
1217820	R1A-0706352000	28	1-11 1/2	17,3	47,0	41,0
1217821	R1A-0706402000	35	1 1/4-11 1/2	18,0	50,6	46,0
1217822	R1A-0706452000	42	1 1/2-11 1/2	18,4	53,0	55,0

// V1A12M128M

Straight connector

DIN 24° Male - NPTF Male

Heavy Series

GE-NPT



Item Code	Product Code	OD1	F2	LT (mm)	L1 (mm)	CH (mm)
1224827	R1A-0706502000	6	1/4-18	10,2	33,1	17,0
1221031	R1A-0706552000	8	1/4-18	10,2	35,1	17,0
1249279	R1A-0706632000	10	1/8-27	6,7	30,9	19,0
1249280	R1A-0706612000	10	1/4-18	10,2	35,1	19,0
1221054	R1A-0706602000	10	3/8-18	10,4	35,2	19,0
1217824	R1A-0706662000	12	1/4-18	10,2	37,1	22,0
1217823	R1A-0706652000	12	3/8-18	10,4	37,2	22,0
1217825	R1A-0706672000	12	1/2-14	13,6	41,8	24,0
1217826	R1A-0706752000	16	1/2-14	13,6	43,8	27,0
1221113	R1A-0706802000	20	3/4-14	13,9	48,1	32,0
1217827	R1A-0706852000	25	1-11 1/2	17,3	57,0	41,0

REV.2.1

// GE-M-ED

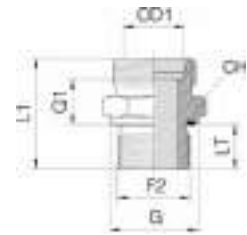
// V1A11M152I

Straight connector

DIN 24° Male - Metric cylindric Male with elastomer

Light Series

GE-M-ED



Item Code	Product Code	OD1	F2	Q1 (mm)	LT (mm)	G (mm)	L1 (mm)	CH (mm)
1218118	R1A-0784392000	6	M10X1.0	8,5	8,0	13,9	23,5	14,0
1224271	R1A-1784612000	6	M12X1.5	10,0	12,0	16,9	29,0	17,0
1221022	R1A-0784402000	8	M12X1.5	10,0	12,0	16,9	29,0	17,0
1224272	R1A-0784112000	8	M14X1.5	10,0	12,0	18,9	29,0	19,0
1224273	R1A-1784862000	8	M16X1.5	11,5	12,0	21,9	30,5	22,0
1224274	R1A-1798492000	8	M18X1.5	11,5	12,0	23,9	30,5	24,0
1218119	R1A-0784412000	10	M14X1.5	11,0	12,0	18,9	30,0	19,0
1217846	R1A-1784602000	10	M16X1.5	12,5	12,0	21,9	31,5	22,0
1224275	R1A-0784042000	10	M18X1.5	12,5	12,0	23,9	31,5	24,0
1231384	R1A-1784402000	12	M14X1.5	11,0	12,0	18,9	30,0	19,0
1218120	R1A-0784422000	12	M16X1.5	12,5	12,0	21,9	31,5	22,0
1223140	R1A-1784482000	12	M18X1.5	12,5	12,0	23,9	31,5	24,0
1223141	R1A-1784492000	12	M22X1.5	14,0	14,0	26,9	35,0	27,0
1224276	R1A-1784562000	15	M16X1.5	13,0	12,0	21,9	32,0	24,0
1218121	R1A-0784432000	15	M18X1.5	13,5	12,0	23,9	32,5	24,0
1218437	R1A-1784502000	15	M22X1.5	15,0	14,0	26,9	36,0	27,0
1223023	R1A-1784452000	18	M18X1.5	14,0	12,0	23,9	33,5	27,0
1218122	R1A-0784442000	18	M22X1.5	14,5	14,0	26,9	36,0	27,0
1221107	R1A-1784472000	18	M26X1.5	14,5	16,0	31,9	38,0	32,0
1221125	R1A-1784462000	22	M22X1.5	16,5	14,0	26,9	38,0	32,0
1218123	R1A-0784452000	22	M26X1.5	16,5	16,0	31,9	40,0	32,0
1251311	R1A-1798422000	22	M27X2	16,5	16,0	31,9	40,0	32,0
1221145	R1A-1784592000	28	M26X1.5	19,5	16,0	31,9	43,0	41,0
1218124	R1A-0784462000	28	M33X2.0	17,5	18,0	39,9	43,0	41,0
1218125	R1A-0784472000	35	M42X2	17,5	20,0	49,9	48,0	50,0
1218126	R1A-0784482000	42	M48X2.0	19,0	22,0	54,9	52,0	55,0

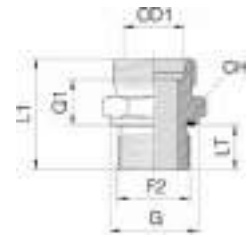
// V1A12M152I

Straight connector

DIN 24° Male - Metric cylindric Male with elastomer

Heavy Series

GE-M-ED



Item Code	Product Code	OD1	F2	Q1 (mm)	LT (mm)	G (mm)	L1 (mm)	CH (mm)
1221015	R1A-0784492000	6	M12X1.5	13,0	12,0	16,9	32,0	17,0
1218127	R1A-0784502000	8	M14X1.5	15,0	12,0	18,9	34,0	19,0
1218128	R1A-0784512000	10	M16X1.5	15,0	12,0	21,9	34,5	22,0
1249307	R1A-1796332000	12	M14X1.5	16,5	12,0	18,9	36,0	22,0
1246370	R1A-1785172000	12	M16X1.5	16,5	12,0	21,9	36,0	22,0
1218129	R1A-0784522000	12	M18X1.5	17,0	12,0	23,9	36,5	24,0
1223142	R1A-1784832000	12	M22X1.5	17,5	14,0	26,9	39,0	27,0
1218130	R1A-0784532000	14	M20X1.5	19,0	14,0	25,9	41,0	27,0
1245501	R1A-1785372000	16	M16X1.5	18,5	12,0	21,9	39,0	27,0
1218131	R1A-0784542000	16	M22X1.5	18,5	14,0	26,9	41,0	27,0
1231526	R1A-0784022000	20	M22X1.5	20,5	14,0	26,9	45,0	32,0
1218132	R1A-0784552000	20	M27X2	20,5	16,0	31,9	47,0	32,0
1218133	R1A-0784562000	25	M33X2.0	23,0	18,0	39,9	53,0	41,0
1221154	R1A-0784572000	30	M42X2	23,5	20,0	49,9	57,0	50,0
1218134	R1A-0784582000	38	M48X2.0	26,0	22,0	54,9	64,0	55,0

REV.2.1

// GE-M-OR

// V1A11M1525

Straight connector

DIN 24° Male Metric cylindric Male with O-ring

Light Series

GE-M-OR



Item Code	Product Code	OD1	F2	Q1 (mm)	LT (mm)	L1 (mm)	CH (mm)
1229092	R1A-0746102000	10	M14X1.5	11,0	11,0	29,0	19,0
1229093	R1A-0746252000	18	M22X1.5	14,5	13,0	35,0	27,0

// GE-M

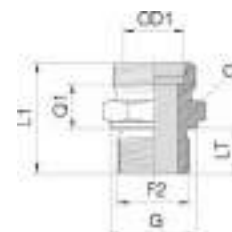
// V1A11M150M

Straight connector

DIN 24° Male - Metric cylindric Male

Light Series

GE-M



Item Code	Product Code	OD1	F2	Q1 (mm)	LT (mm)	L1 (mm)	CH (mm)
1217842	R1A-0709002000	6	M10X1.0	8,5	8,0	23,5	14,0
1217843	R1A-0709052000	8	M12X1.5	10,0	12,0	29,0	17,0
1246141	R1A-0709142000	10	M10X1.0	10,5	8,0	25,5	17,0
1217845	R1A-0709112000	10	M12X1.5	11,0	12,0	30,0	17,0
1217844	R1A-0709102000	10	M14X1.5	11,0	12,0	30,0	19,0
1218414	R1A-1709142000	10	M22X1.5	14,0	14,0	35,0	27,0
1224828	R1A-1709162000	12	M12X1.5	12,5	12,0	31,5	19,0
1217847	R1A-0709152000	12	M16X1.5	12,5	12,0	31,5	22,0
1217848	R1A-0709172000	12	M18X1.5	12,5	12,0	31,5	24,0
1217849	R1A-0709202000	15	M18X1.5	13,5	12,0	32,5	24,0
1217851	R1A-0709262000	18	M18X1.5	14,0	12,0	33,5	27,0
1217850	R1A-0709252000	18	M22X1.5	14,5	14,0	36,0	27,0
1221126	R1A-0709312000	22	M22X1.5	16,5	14,0	38,0	32,0
1217852	R1A-0709302000	22	M26X1.5	16,5	16,0	40,0	32,0
1217853	R1A-0709352000	28	M33X2.0	17,5	18,0	43,0	41,0

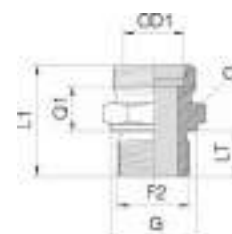
// V1A12M150M

Straight connector

DIN 24° Male - Metric cylindric Male

Heavy Series

GE-M



Item Code	Product Code	OD1	F2	Q1 (mm)	LT (mm)	L1 (mm)	CH (mm)
1217854	R1A-0709602000	10	M16X1.5	15,0	12,0	34,5	22,0
1217855	R1A-0709652000	12	M18X1.5	17,0	12,0	36,5	24,0
1221085	R1A-0709702000	14	M20X1.5	19,0	14,0	41,0	27,0
1221098	R1A-0709792000	16	M18X1.5	18,0	12,0	38,5	24,0
1217856	R1A-0709752000	16	M22X1.5	18,5	14,0	41,0	27,0
1221134	R1A-0709852000	25	M33X2.0	23,0	18,0	53,0	41,0
1222391	R1A-0709902000	30	M42X2	23,5	20,0	57,0	50,0

REV.2.1

// GE-MK

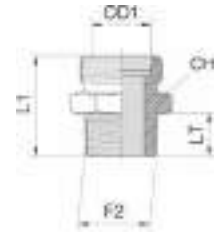
// V1A32M162M

Straight connector

DIN 24° Male - Metric conic Male

Extra Light Series

GE-MK



Item Code	Product Code	OD1	F2	LT (mm)	L1 (mm)	CH (mm)
1221001	R1A-0701002000	4	M8X1.0	6,0	20,0	10,0
1217799	R1A-0701102000	6	M10X1.0	6,0	20,0	11,0
1221174	R1A-0701982000	6	M6X1	6,0	20,0	11,0
1217800	R1A-0701112000	6	M8X1.0	6,0	20,0	11,0
1217801	R1A-0701152000	8	M10X1.0	6,0	22,0	12,0

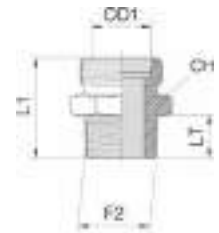
// V1A11M162M

Straight connector

DIN 24° Male - Metric conic Male

Light Series

GE-MK



Item Code	Product Code	OD1	F2	LT (mm)	L1 (mm)	CH (mm)
1221007	R1A-0702002000	6	M10X1.0	6,0	22,0	14,0
1221069	R1A-0702152000	12	M16X1.5	9,0	29,0	19,0

231

ADAPTERS

// GE-UNF

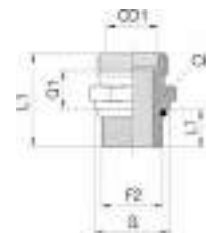
// V1A11M1305

Straight connector

DIN 24° Male - SAE UNF/UN Male with O-Ring

Light Series

GE-UNF



Item Code	Product Code	OD1	F2	Q1 (mm)	LT (mm)	G (mm)	L1 (mm)	CH (mm)
1221005	R1A-0782402000	6	7/16-20	8,8	9,2	15,8	25,0	17,0
1221021	R1A-0782412000	8	7/16-20	10,3	9,2	15,8	26,5	17,0
1218092	R1A-0782962000	10	7/16-20	11,8	9,2	15,8	28,0	17,0
1221045	R1A-0782442000	10	9/16-18	11,0	10,0	17,7	28,0	19,0
1218078	R1A-0782462000	12	9/16-18	12,5	10,0	17,7	29,5	19,0
1221067	R1A-0782482000	12	3/4-16	12,8	11,2	23,0	31,0	24,0
1218079	R1A-0782502000	12	7/8-14	12,8	12,7	27,0	32,5	27,0
1218080	R1A-0782522000	15	3/4-16	13,8	11,2	23,0	32,0	24,0
1218081	R1A-0782532000	15	7/8-14	14,0	12,7	27,0	33,7	27,0
1221105	R1A-0782542000	18	3/4-16	14,3	11,2	23,0	33,0	27,0
1221106	R1A-0782552000	18	7/8-14	14,5	12,7	27,0	34,7	27,0
1218089	R1A-0782902000	18	1 1/16-12	14,5	15,0	32,0	37,0	32,0
1221124	R1A-0782562000	22	7/8-14	16,5	12,7	27,0	36,7	32,0
1218082	R1A-0782572000	22	1 1/16-12	16,5	15,0	32,0	39,0	32,0
1221143	R1A-0782592000	28	1 1/16-12	17,5	15,0	32,0	40,0	41,0
1221171	R1A-0782622000	42	1 7/8-12	19,0	15,0	54,0	45,0	55,0

// V1A12M1305

Straight connector

DIN 24° Male - SAE UNF/UN Male with O-Ring

Heavy Series

GE-UNF



Item Code	Product Code	OD1	F2	Q1 (mm)	LT (mm)	G (mm)	L1 (mm)	CH (mm)
1221032	R1A-0782882000	8	7/16-20	14,8	9,2	15,8	31,0	17,0
1218083	R1A-0782692000	12	3/4-16	17,3	11,2	23,0	36,0	24,0
1218085	R1A-0782742000	16	7/8-14	16,3	12,7	27,0	37,5	27,0
1218084	R1A-0782732000	16	3/4-16	18,3	11,2	23,0	38,0	27,0
1246371	R1A-0782752000	16	1 1/16-12	18,5	15,0	32,0	42,0	32,0
1221111	R1A-0782792000	20	1 1/16-12	20,5	15,0	32,0	46,0	32,0
1218091	R1A-0782942000	25	1 1/16-12	23,0	15,0	32,0	50,0	41,0
1218086	R1A-0782802000	25	1 5/16-12	23,0	15,0	38,1	50,0	41,0

REV.2.1

// WE-RK

// V1A32M907M

90° connector

DIN 24° Male - BSPT Male

Extra Light Series

WE-RK



Item Code	Product Code	OD1	F2	Q1 (mm)	Q2 (mm)	Q3 (mm)	LT (mm)	CH (mm)
1217941	R1A-0715002000	4	1/8-28	15,0	11,0	17,0	6,2	9,0
1217942	R1A-0715102000	6	1/8-28	15,0	9,5	17,0	6,2	11,0
1217943	R1A-0715152000	8	1/8-28	17,0	11,5	20,0	6,2	12,0

// V1A11M907M

90° connector

DIN 24° Male - BSPT Male

Light Series

WE-RK



Item Code	Product Code	OD1	F2	Q1 (mm)	Q2 (mm)	Q3 (mm)	LT (mm)	CH (mm)
1217944	R1A-0716002000	6	1/8-28	19,0	12,0	20,0	6,2	12,0
1217945	R1A-0716022000	6	1/4-19	21,0	14,0	26,0	9,3	14,0
1217947	R1A-0716062000	8	1/8-28	21,0	14,0	26,0	6,2	14,0
1217946	R1A-0716052000	8	1/4-19	21,0	14,0	26,0	9,3	14,0
1217948	R1A-0716102000	10	1/4-19	22,0	15,0	27,0	9,3	17,0
1217949	R1A-0716122000	10	3/8-19	24,0	17,0	28,0	9,3	19,0
1224289	R1A-0716132000	10	1/2-14	27,0	20,0	34,0	10,4	19,0
1217951	R1A-0716162000	12	1/4-19	24,0	17,0	28,0	9,3	19,0
1217950	R1A-0716152000	12	3/8-19	24,0	17,0	28,0	9,3	19,0
1217952	R1A-0716172000	12	1/2-14	27,0	20,0	34,0	10,4	19,0
1217954	R1A-0716212000	15	3/8-19	28,0	21,0	32,0	9,3	19,0
1217953	R1A-0716202000	15	1/2-14	28,0	21,0	34,0	10,4	19,0
1217955	R1A-0716252000	18	1/2-14	31,0	23,5	36,0	14,0	24,0
1221865	R1A-0716272000	18	3/4-14	35,0	27,5	42,0	12,4	27,0
1217957	R1A-0716342000	22	3/4-14	35,0	27,5	42,0	12,4	27,0

// V1A12M907M

90° connector

DIN 24° Male - BSPT Male

Heavy Series

WE-RK



Item Code	Product Code	OD1	F2	Q1 (mm)	Q2 (mm)	Q3 (mm)	LT (mm)	CH (mm)
1217959	R1A-0716502000	6	1/4-19	23,0	16,0	26,0	9,3	14,0
1217960	R1A-0716552000	8	1/4-19	24,0	17,0	27,0	6,2	17,0
1217961	R1A-0716602000	10	3/8-19	25,0	17,5	28,0	9,3	19,0
1217962	R1A-0716652000	12	3/8-19	29,0	21,5	28,0	9,3	22,0
1224290	R1A-0716672000	12	1/2-14	29,0	21,5	34,0	10,4	19,0
1217963	R1A-0716702000	14	1/2-14	30,0	22,0	32,0	10,4	19,0
1217964	R1A-0716752000	16	1/2-14	33,0	24,5	32,0	14,0	24,0
1221866	R1A-0716842000	20	3/4-14	37,0	26,5	42,0	12,4	27,0

REV.2.1

// WE-NPT

// V1A32M928M

90° connector

DIN 24° Male - NPTF Male

Extra Light Series

WE-NPT



Item Code	Product Code	OD1	F2	Q1 (mm)	Q2 (mm)	Q3 (mm)	LT (mm)	CH (mm)
1217969	R1A-0717102000	6	1/8-27	15,0	9,5	17,0	6,7	11,0
1217970	R1A-0717152000	8	1/8-27	17,0	11,5	20,0	6,7	12,0

// V1A11M928M

90° connector

DIN 24° Male - NPTF Male

Light Series

WE-NPT



Item Code	Product Code	OD1	F2	Q1 (mm)	Q2 (mm)	Q3 (mm)	LT (mm)	CH (mm)
1221856	R1A-0718002000	6	1/8-27	19,0	12,0	20,0	6,7	12,0
1237320	R1A-0718172000	12	1/2-14	28,0	21,0	33,0	13,6	24,0
1217971	R1A-0718202000	15	1/2-14	31,0	24,0	36,0	13,6	24,0
1237321	R1A-0718252000	18	1/2-14	31,0	23,5	37,0	13,6	24,0
1221867	R1A-0718302000	22	3/4-14	35,0	27,5	42,0	13,9	27,0
1224836	R1A-0718352000	28	1-11 1/2	38,0	30,5	48,0	20,6	36,0

// WE-MK

// V1A32M962M

90° elbow connector

DIN 24° Male - Metric conic Male

Extra Light Series

WE-MK



Item Code	Product Code	OD1	F2	Q1 (mm)	Q2 (mm)	Q3 (mm)	LT (mm)	CH (mm)
1217938	R1A-0713102000	6	M10X1.0	15,0	9,5	17,0	6,0	11,0
1223117	R1A-0713962000	6	M6X1	15,0	9,5	17,0	6,0	11,0
1217939	R1A-0713112000	6	M8X1.0	15,0	9,5	17,0	6,0	11,0
1217940	R1A-0713152000	8	M10X1.0	17,0	11,5	20,0	6,0	12,0

// V1A11M962M

90° elbow connector

DIN 24° Male - Metric conic Male

Light Series

WE-MK



Item Code	Product Code	OD1	F2	Q1 (mm)	Q2 (mm)	Q3 (mm)	LT (mm)	CH (mm)
1221857	R1A-0714002000	6	M10X1.0	19,0	12,0	20,0	9,0	12,0
1221858	R1A-0714052000	8	M12X1.5	21,0	14,0	26,0	9,0	14,0
1221859	R1A-0714102000	10	M14X1.5	22,0	15,0	27,0	12,0	17,0

REV.2.1

// TE-RK

// V1A32MT07M

Branch Tee connector

DIN 24° Male - BSPT Male

Extra Light Series

TE-RK



Item Code	Product Code	OD1	F3	Q1 (mm)	Q2 (mm)	Q3 (mm)	LT (mm)	CH (mm)
1218002	R1A-0729102000	6	1/8-28	30,0	9,5	17,0	6,2	9,0
1218003	R1A-0729152000	8	1/8-28	34,0	11,5	20,0	6,2	12,0

// V1A11MT07M

Branch Tee connector

DIN 24° Male - BSPT Male

Light Series

TE-RK



Item Code	Product Code	OD1	F3	Q1 (mm)	Q2 (mm)	Q3 (mm)	LT (mm)	CH (mm)
1218004	R1A-0730002000	6	1/8-28	38,0	12,0	20,0	6,2	12,0
1218005	R1A-0730052000	8	1/4-19	42,0	14,0	26,0	9,3	14,0
1218006	R1A-0730102000	10	1/4-19	44,0	15,0	27,0	9,3	17,0
1218007	R1A-0730152000	12	3/8-19	48,0	17,0	28,0	9,3	19,0
1218008	R1A-0730202000	15	1/2-14	56,0	21,0	34,0	10,4	19,0
1218009	R1A-0730252000	18	1/2-14	62,0	23,5	36,0	10,4	24,0

// V1A12MT07M

Branch Tee connector

DIN 24° Male - BSPT Male

Heavy Series

TE-RK



Item Code	Product Code	OD1	F3	Q1 (mm)	Q2 (mm)	Q3 (mm)	LT (mm)	CH (mm)
1218012	R1A-0730552000	8	1/4-19	48,0	17,0	27,0	9,3	17,0
1218013	R1A-0730602000	10	3/8-19	50,0	17,5	28,0	9,3	19,0
1218014	R1A-0730652000	12	3/8-19	58,0	21,5	28,0	9,3	22,0
1221797	R1A-0730752000	16	1/2-14	66,0	24,5	32,0	10,4	24,0

// TE-MK

// V1A12MT62M

Branch Tee connector

DIN 24° Male - Metric conic Male

Extra Light Series

TE-MK



Item Code	Product Code	OD2	F3	Q1 (mm)	Q2 (mm)	Q3 (mm)	LT (mm)	CH (mm)
1221794	R1A-0728602000	10	M16X1.5	50,0	17,5	28,0	12,0	19,0

REV.2.1

// LE-RK

// V1A11ML07M

Run Tee connector

DIN 24° Male - BSPT Male

Light Series

LE-RK



Item Code	Product Code	OD1	F2	Q1 (mm)	Q2 (mm)	Q3 (mm)	LT (mm)	CH (mm)
1221351	R1A-0724102000	10	1/4-19	22,0	15,0	49,0	9,3	17,0

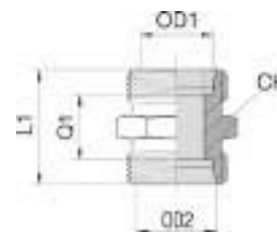
// G-GR

// V1A32M132M

Straight union DIN 24° Male

Extra Light Series

G



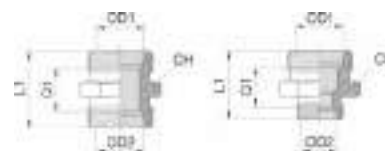
Item Code	Product Code	OD1	OD2	Q1 (mm)	L1 (mm)	CH (mm)
1217911	R1A-0711102000	6	6	9,0	20,0	11,0
1217912	R1A-0711152000	8	8	12,0	23,0	12,0

// V1A11M111M

Straight union DIN 24° Male

Light Series

G & GR



Item Code	Product Code	OD1	OD2	Q1 (mm)	L1 (mm)	CH (mm)
1217913	R1A-0712002000	6	6	10,0	24,0	12,0
1221191	R1A-0712062000	8	6	11,0	25,0	14,0
1217914	R1A-0712052000	8	8	11,0	25,0	14,0
1221192	R1A-0712122000	10	6	12,0	26,0	17,0
1221193	R1A-0712112000	10	8	12,0	26,0	17,0
1217915	R1A-0712102000	10	10	13,0	27,0	17,0
1217919	R1A-0712182000	12	6	13,0	27,0	19,0
1217918	R1A-0712172000	12	8	13,0	27,0	19,0
1217917	R1A-0712162000	12	10	14,0	28,0	19,0
1217916	R1A-0712152000	12	12	14,0	28,0	19,0
1207810	R1A-0712242000	15	6	14,0	28,0	24,0
1224281	R1A-0712232000	15	8	14,0	28,0	24,0
1224831	R1A-0712222000	15	10	15,0	29,0	24,0
1224280	R1A-0712212000	15	12	15,0	29,0	24,0
1217920	R1A-0712202000	15	15	16,0	30,0	24,0
1224701	R1A-0712292000	18	8	14,5	29,0	27,0
1224832	R1A-0712272000	18	12	15,5	30,0	27,0
1224282	R1A-0712262000	18	15	16,5	31,0	27,0
1217921	R1A-0712252000	18	18	16,0	31,0	27,0
1224833	R1A-0712332000	22	12	17,5	32,0	32,0
1224283	R1A-0712322000	22	15	18,5	33,0	32,0
1221200	R1A-0712312000	22	18	18,0	33,0	32,0
1217922	R1A-0712302000	22	22	20,0	35,0	32,0
1221201	R1A-0712372000	28	18	19,0	34,0	41,0
1221202	R1A-0712362000	28	22	21,0	36,0	41,0
1217923	R1A-0712352000	28	28	21,0	36,0	41,0
1224284	R1A-0712412000	35	28	21,0	39,0	46,0
1217924	R1A-0712402000	35	35	20,0	41,0	46,0
1245104	R1A-0712462000	42	35	21,5	43,0	55,0
1217925	R1A-0712452000	42	42	21,0	43,0	55,0

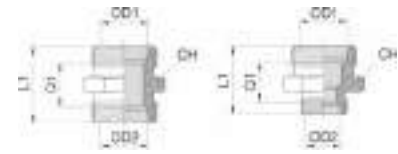
REV.2.1

// V1A12M112M

Straight union DIN 24° Male

Heavy Series

GR



Item Code	Product Code	OD1	OD2	Q1 (mm)	L1 (mm)	CH (mm)
1217926	R1A-0712502000	6	6	16,0	30,0	14,0
1217927	R1A-0712552000	8	8	18,0	32,0	17,0
1224834	R1A-0712612000	10	8	17,5	32,0	19,0
1217928	R1A-0712602000	10	10	17,0	32,0	19,0
1217930	R1A-0712682000	12	6	19,5	34,0	22,0
1224285	R1A-0712662000	12	10	19,0	34,0	22,0
1217929	R1A-0712652000	12	12	19,0	34,0	22,0
1217931	R1A-0712702000	14	14	22,0	38,0	24,0
1221194	R1A-0712782000	16	10	20,0	36,0	27,0
1221195	R1A-0712772000	16	12	20,0	36,0	27,0
1221196	R1A-0712762000	16	14	21,5	38,0	27,0
1217932	R1A-0712752000	16	16	21,0	38,0	27,0
1221199	R1A-0712812000	20	16	23,0	42,0	32,0
1217933	R1A-0712802000	20	20	23,0	44,0	32,0
1224286	R1A-0712862000	25	20	25,5	48,0	41,0
1217934	R1A-0712852000	25	25	26,0	50,0	41,0
1224287	R1A-0712912000	30	25	26,5	52,0	46,0
1217935	R1A-0712902000	30	30	27,0	54,0	46,0
1224288	R1A-0712972000	38	25	29,0	57,0	55,0
1249283	R1A-0712962000	38	30	29,5	59,0	55,0
1217936	R1A-0712952000	38	38	29,0	61,0	55,0

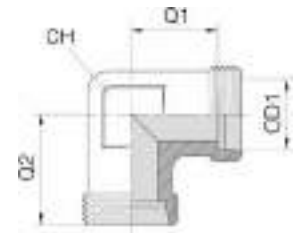
// W - 90°

// V1A32M932M

90° union DIN 24° Male

Extra Light Series

W



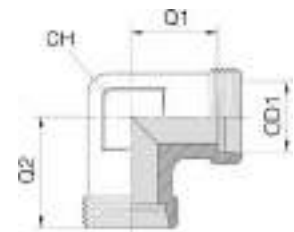
Item Code	Product Code	OD1	Q1 (mm)	Q2 (mm)	CH (mm)
1217972	R1A-0719002000	4	11,0	15,0	9,0
1217973	R1A-0719102000	6	9,5	15,0	11,0
1217974	R1A-0719152000	8	11,5	17,0	12,0

// V1A11M911M

90° union DIN 24° Male

Light Series

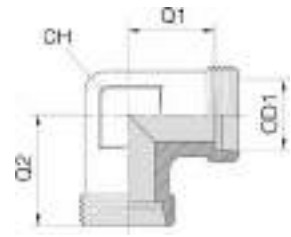
W



Item Code	Product Code	OD1	Q1 (mm)	Q2 (mm)	CH (mm)
1217975	R1A-0720002000	6	12,0	19,0	12,0
1217976	R1A-0720052000	8	14,0	21,0	14,0
1217977	R1A-0720102000	10	15,0	22,0	17,0
1217978	R1A-0720152000	12	17,0	24,0	19,0
1217979	R1A-0720202000	15	21,0	28,0	19,0
1217980	R1A-0720252000	18	23,5	31,0	24,0
1217981	R1A-0720302000	22	27,5	35,0	27,0
1217982	R1A-0720352000	28	30,5	38,0	36,0
1217983	R1A-0720402000	35	34,5	45,0	41,0
1217984	R1A-0720452000	42	40,0	51,0	50,0

REV.2.1

// V1A12M912M
90° union DIN 24° Male
Heavy Series
W



Item Code	Product Code	OD1	Q1 (mm)	Q2 (mm)	CH (mm)
1217985	R1A-0720502000	6	16,0	23,0	14,0
1217986	R1A-0720552000	8	17,0	24,0	17,0
1217987	R1A-0720602000	10	17,5	25,0	19,0
1217988	R1A-0720652000	12	21,5	29,0	22,0
1217989	R1A-0720702000	14	22,0	30,0	19,0
1217990	R1A-0720752000	16	24,5	33,0	24,0
1217991	R1A-0720802000	20	26,5	37,0	27,0
1217992	R1A-0720852000	25	30,0	42,0	36,0
1217993	R1A-0720902000	30	35,5	49,0	41,0
1217994	R1A-0720952000	38	41,0	57,0	50,0

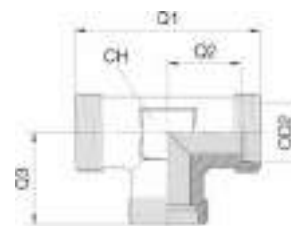
// T - BRANCH TEE

// V1A32MT32M

Branch Tee union DIN 24° Male

Extra Light Series

T



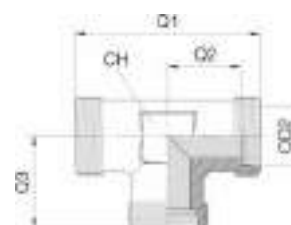
Item Code	Product Code	OD1	OD2	OD3	Q1 (mm)	Q2 (mm)	Q3 (mm)	CH (mm)
1224839	R1A-0733002000	4	4	4	30,0	11,0	15,0	9,0
1218016	R1A-0733102000	6	6	6	30,0	9,5	15,0	9,0
1218017	R1A-0733152000	8	8	8	34,0	11,5	17,0	12,0

// V1A11MT11M

Branch Tee union DIN 24° Male

Light Series

T



Item Code	Product Code	OD1	OD2	OD3	Q1 (mm)	Q2 (mm)	Q3 (mm)	CH (mm)
1218018	R1A-0734002000	6	6	6	38,0	12,0	19,0	12,0
1246211	R1A-0799512000	8	8	12	48,0	17,0	24,0	19,0
1218019	R1A-0734052000	8	8	8	42,0	14,0	21,0	14,0
1218020	R1A-0734102000	10	10	10	44,0	15,0	22,0	17,0
1224841	R1A-0734122000	10	10	6	44,0	15,0	22,0	17,0
1224845	R1A-0797322000	12	10	10	48,0	17,0	24,0	19,0
1218021	R1A-0734152000	12	12	12	48,0	17,0	24,0	19,0
1224291	R1A-0799472000	12	12	15	56,0	21,0	28,0	19,0
1224843	R1A-0734222000	15	15	10	56,0	21,0	28,0	19,0
1224842	R1A-0734212000	15	15	12	56,0	21,0	28,0	19,0
1218022	R1A-0734202000	15	15	15	56,0	21,0	28,0	19,0
1224292	R1A-0734272000	18	18	12	62,0	23,5	31,0	24,0
1224844	R1A-0734262000	18	18	15	62,0	23,5	31,0	24,0
1218023	R1A-0734252000	18	18	18	62,0	23,5	31,0	24,0
1224293	R1A-0734322000	22	22	15	70,0	27,5	35,0	27,0
1218024	R1A-0734302000	22	22	22	70,0	27,5	35,0	27,0
1224846	R1A-0734362000	28	28	22	76,0	30,5	38,0	36,0
1218025	R1A-0734352000	28	28	28	76,0	30,5	38,0	36,0
1218026	R1A-0734402000	35	35	35	90,0	34,5	45,0	41,0
1218027	R1A-0734452000	42	42	42	102,0	40,0	51,0	50,0

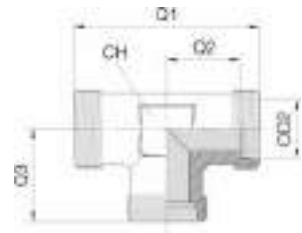
REV.2.1

// V1A12MT12M

Branch Tee union DIN 24° Male

Heavy Series

T



Item Code	Product Code	OD1	OD2	OD3	Q1 (mm)	Q2 (mm)	Q3 (mm)	CH (mm)
1218028	R1A-0734502000	6	6	6	46,0	16,0	23,0	14,0
1218029	R1A-0734552000	8	8	8	48,0	17,0	24,0	17,0
1218030	R1A-0734602000	10	10	10	50,0	17,5	25,0	19,0
1218031	R1A-0734652000	12	12	12	58,0	21,5	29,0	22,0
1218032	R1A-0734702000	14	14	14	60,0	22,0	30,0	19,0
1246654	R1A-0799292000	16	16	6	66,0	24,5	33,0	24,0
1218033	R1A-0734752000	16	16	16	66,0	24,5	33,0	24,0
1218034	R1A-0734802000	20	20	20	74,0	26,5	37,0	27,0
1218035	R1A-0734852000	25	25	25	84,0	30,0	42,0	36,0
1218036	R1A-0734902000	30	30	30	98,0	35,5	49,0	41,0
1218037	R1A-0734952000	38	38	38	114,0	41,0	57,0	50,0

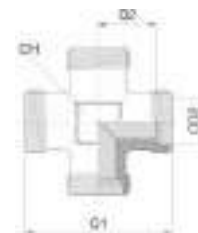
// K - CROSS

// V1A11MX11M

Cross union DIN 24° Male

Light Series

K



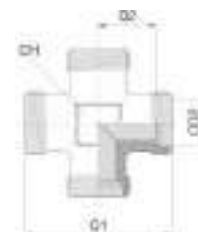
Item Code	Product Code	OD2	Q1 (mm)	Q2 (mm)	CH (mm)
1218038	R1A-0736002000	6	38,0	12,0	12,0
1218039	R1A-0736052000	8	42,0	14,0	12,0
1221283	R1A-0736102000	10	44,0	15,0	14,0
1221284	R1A-0736152000	12	48,0	17,0	17,0
1221286	R1A-0736202000	15	56,0	21,0	19,0
1218040	R1A-0736252000	18	62,0	23,5	24,0
1218041	R1A-0736302000	22	70,0	27,5	27,0
1218042	R1A-0736352000	28	76,0	30,5	36,0
1223136	R1A-0736402000	35	90,0	34,5	41,0
1221290	R1A-0736452000	42	102,0	40,0	50,0

// V1A12MX12M

Cross union DIN 24° Male

Heavy Series

K



Item Code	Product Code	OD2	Q1 (mm)	Q2 (mm)	CH (mm)
1237322	R1A-0736502000	6	46,0	16,0	12,0
1218043	R1A-0736552000	8	48,0	17,0	14,0
1218044	R1A-0736602000	10	50,0	17,5	17,0
1237310	R1A-0736652000	12	58,0	21,5	17,0
1221285	R1A-0736702000	14	60,0	22,0	19,0
1218045	R1A-0736752000	16	66,0	24,5	24,0
1221287	R1A-0736802000	20	74,0	26,5	27,0
1221288	R1A-0736852000	25	84,0	30,0	36,0
1221289	R1A-0736902000	30	98,0	35,5	41,0
1218046	R1A-0736952000	38	114,0	41,0	50,0

REV.2.1

// WSV

// V1A11T911M

90° union DIN 24° Bulkhead

Light Series

WSV



Item Code	Product Code	OD1	Q1 (mm)	Q2 (mm)	Q3 (mm)	Q4 (mm)	L1 (mm)	CH (mm)	LN (mm)
1217575	R1A-0138002066	6	14,0	27,0	12,0	19,0	48,0	12,0	17,0
1217576	R1A-0138052066	8	17,0	27,0	14,0	21,0	51,0	12,0	19,0
1217577	R1A-0138102066	10	18,0	28,0	15,0	22,0	53,0	14,0	22,0
1217578	R1A-0138152066	12	20,0	29,0	17,0	24,0	56,0	17,0	24,0
1217579	R1A-0138202066	15	23,0	31,0	21,0	28,0	61,0	19,0	30,0
1217580	R1A-0138252066	18	24,0	32,5	23,5	31,0	64,0	24,0	36,0
1217581	R1A-0138302066	22	30,0	34,5	27,5	35,0	72,0	27,0	41,0
1217582	R1A-0138352066	28	34,0	35,5	30,5	38,0	77,0	36,0	46,0
1224850	R1A-0138402066	35	39,0	36,5	34,5	45,0	86,0	41,0	55,0
1221880	R1A-0138452066	42	43,0	36,0	40,0	51,0	90,0	50,0	65,0

// V1A12T912M

90° union DIN 24° Bulkhead

Heavy Series

WSV



Item Code	Product Code	OD1	Q1 (mm)	Q2 (mm)	Q3 (mm)	Q4 (mm)	L1 (mm)	CH (mm)	LN (mm)
1221874	R1A-0138502066	6	17,0	29,0	16,0	23,0	53,0	12,0	19,0
1217583	R1A-0138552066	8	18,0	29,0	17,0	24,0	54,0	14,0	22,0
1217584	R1A-0138602066	10	20,0	29,5	17,5	25,0	57,0	17,0	24,0
1217585	R1A-0138652066	12	21,0	30,5	21,5	29,0	59,0	17,0	27,0
1217586	R1A-0138702066	14	23,0	32,0	22,0	30,0	63,0	19,0	30,0
1217587	R1A-0138752066	16	24,0	31,5	24,5	33,0	64,0	24,0	32,0
1221877	R1A-0138802066	20	30,0	33,5	26,5	37,0	74,0	27,0	41,0
1221878	R1A-0138852066	25	34,0	35,0	30,0	42,0	81,0	36,0	46,0
1217588	R1A-0138902066	30	39,0	37,5	35,5	49,0	90,0	41,0	50,0
1221879	R1A-0138952066	38	43,0	37,0	41,0	57,0	96,0	50,0	65,0

// DKO/DKO

// V1A1521152

Straight union DIN 24° Female

Light Series

DKO/DKO



Item Code	Product Code	OD1	L1 (mm)	CH1 (mm)
1218335	R1A-1178002058	6	39,0	14,0
1218336	R1A-1178012058	8	39,5	17,0
1218337	R1A-1178022058	10	39,5	19,0
1218338	R1A-1178032058	12	39,5	22,0
1218339	R1A-1178042058	15	42,5	27,0
1218340	R1A-1178052058	18	45,0	32,0
1218341	R1A-1178062058	22	49,5	36,0
1218342	R1A-1178072058	28	51,5	41,0
1218343	R1A-1178082058	35	61,0	50,0
1218344	R1A-1178092058	42	62,5	60,0

// V1A1621162

Straight union DIN 24° Female

Heavy Series

DKO/DKO



Item Code	Product Code	OD1	OD2	L1 (mm)	CH1 (mm)
1218345	R1A-1178102058	6	6	40,5	17,0
1218346	R1A-1178112058	8	8	40,5	19,0
1218347	R1A-1178122058	10	10	43,5	22,0
1218348	R1A-1178132058	12	12	44,0	24,0
1224745	R1A-1178142058	14	14	48,5	27,0
1218349	R1A-1178152058	16	16	49,0	30,0
1241965	R1A-1178542058	20	12	52,0	36,0
1218350	R1A-1178162058	20	20	60,5	36,0
1218351	R1A-1178172058	25	25	67,5	46,0
1218352	R1A-1178182058	30	30	72,5	50,0
1218353	R1A-1178192058	38	38	83,0	60,0

REV.2.1

// EVW-DKO

// V1A11M9152

90° adjustable elbow connector
 DIN 24° Male - Female with O-Ring
 Light series
 EVW/DKO



Item Code	Product Code	OD1	Q1 (mm)	Q2 (mm)	Q3 (mm)	Q4 (mm)	CH (mm)	CH2 (mm)
1218259	R1A-1158032058	6	19,0	12,0	34,5	26,0	12,0	14,0
1218260	R1A-1158082058	8	21,0	14,0	37,5	27,5	14,0	17,0
1218261	R1A-1158132058	10	22,0	15,0	40,0	29,0	14,0	19,0
1218262	R1A-1158182058	12	24,0	17,0	42,0	29,5	17,0	22,0
1218263	R1A-1158232058	15	28,0	21,0	46,0	32,5	19,0	27,0
1218264	R1A-1158282058	18	31,0	23,5	50,0	35,5	24,0	32,0
1218265	R1A-1158332058	22	35,0	27,5	55,0	38,5	27,0	36,0
1218266	R1A-1158382058	28	38,0	30,5	59,0	41,5	36,0	41,0
1218267	R1A-1158432058	35	45,0	34,5	68,5	51,0	41,0	50,0
1218268	R1A-1158482058	42	51,0	40,0	75,0	56,0	50,0	60,0

// EVW

// V1A11M4152

45° adjustable elbow connector
DIN 24° Male - Female with O-Ring
Light Series
EV/DKO



Item Code	Product Code	OD1	Q1 (mm)	Q2 (mm)	Q3 (mm)	Q4 (mm)	CH (mm)	CH2 (mm)
1224251	R1A-1170082058	8	22,0	15,0	37,5	27,5	19,0	17,0
1224252	R1A-1170132058	10	23,0	16,0	40,0	29,0	19,0	19,0
1224253	R1A-1170182058	12	24,0	17,0	42,0	29,5	19,0	22,0
1224254	R1A-1170232058	15	24,0	17,0	46,0	32,5	19,0	27,0
1224255	R1A-1170282058	18	26,5	19,0	50,0	35,5	24,0	32,0
1224256	R1A-1170332058	22	30,0	22,5	55,0	38,5	27,0	36,0
1224257	R1A-1170382058	28	32,0	24,5	59,0	41,5	36,0	41,0
1224258	R1A-1170432058	35	37,5	27,0	68,5	51,0	41,0	50,0
1224259	R1A-1170482058	42	37,0	27,0	75,0	56,0	50,0	60,0

// V1A12M4162

45° adjustable elbow connector
DIN 24° Male - Female with O-Ring
Heavy Series
EV/DKO



Item Code	Product Code	OD1	Q1 (mm)	Q2 (mm)	Q3 (mm)	Q4 (mm)	CH (mm)	CH2 (mm)
1224260	R1A-1170582058	8	23,0	16,0	42,5	27,5	19,0	19,0
1224261	R1A-1170632058	10	24,0	16,5	45,0	30,0	19,0	22,0
1224262	R1A-1170682058	12	24,5	17,0	48,0	31,0	19,0	24,0
1224263	R1A-1170782058	16	27,5	19,0	55,0	36,5	24,0	30,0
1224264	R1A-1170832058	20	32,0	21,5	65,0	44,5	27,0	36,0
1224265	R1A-1170882058	25	35,0	23,0	73,0	50,0	36,0	46,0
1224266	R1A-1170932058	30	37,5	24,0	78,5	55,0	41,0	50,0
1224267	R1A-1170982058	38	44,0	28,0	89,0	63,0	50,0	60,0

REV.2.1

// EVT-DKO

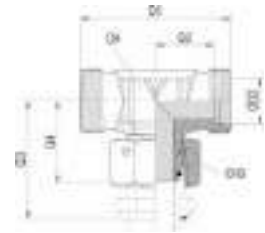
// V1A11MT152

Branch Tee adjustable elbow connector

DIN 24° Male - Female with O-Ring

Light Series

EVT/DKO



Item Code	Product Code	Q1 (mm)	Q2 (mm)	Q3 (mm)	Q4 (mm)	CH (mm)	CH3 (mm)	OD2
1218278	R1A-1160032058	38,0	12,0	34,5	26,0	12,0	14,0	6
1218279	R1A-1160082058	42,0	14,0	37,5	27,5	14,0	17,0	8
1218280	R1A-1160132058	44,0	15,0	40,0	29,0	14,0	19,0	10
1218281	R1A-1160182058	48,0	17,0	42,0	29,5	19,0	22,0	12
1218282	R1A-1160232058	56,0	21,0	46,0	32,5	19,0	27,0	15
1218283	R1A-1160282058	62,0	23,5	50,0	35,5	24,0	32,0	18
1220898	R1A-1160332058	70,0	27,5	55,0	38,5	27,0	36,0	22
1218284	R1A-1160382058	76,0	30,5	59,0	41,5	36,0	41,0	28
1218285	R1A-1160432058	90,0	34,5	68,5	51,0	41,0	50,0	35
1218286	R1A-1160482058	102,0	40,0	75,0	56,0	50,0	60,0	42

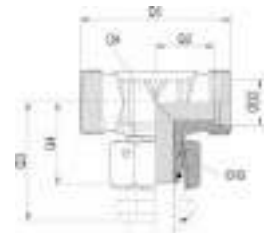
// V1A12MT162

Branch Tee adjustable elbow connector

DIN 24° Male - Female with O-Ring

Heavy Series

EVT/DKO



Item Code	Product Code	OD2	Q1 (mm)	Q2 (mm)	Q3 (mm)	Q4 (mm)	CH (mm)	CH3 (mm)
1218287	R1A-1160532058	6	46,0	16,0	40,0	27,0	14,0	17,0
1218288	R1A-1160582058	8	48,0	17,0	42,5	27,5	17,0	19,0
1218289	R1A-1160632058	10	50,0	17,5	45,0	30,0	19,0	22,0
1218290	R1A-1160682058	12	58,0	21,5	48,0	31,0	17,0	24,0
1218291	R1A-1160732058	14	60,0	22,0	54,0	35,0	19,0	27,0
1218292	R1A-1160782058	16	66,0	24,5	55,0	36,5	24,0	30,0
1218293	R1A-1160832058	20	74,0	26,5	65,0	44,5	27,0	36,0
1218294	R1A-1160882058	25	84,0	30,0	73,0	50,0	36,0	46,0
1218295	R1A-1160932058	30	98,0	35,5	78,5	55,0	41,0	50,0
1220901	R1A-1160982058	38	114,0	41,0	89,0	63,0	50,0	60,0

// ELV-DKO

// V1A11ML152

Run Tee adjustable elbow connector

DIN 24° Male - Female with O-Ring

Light Series

EVL/DKO



Item Code	Product Code	OD1	Q1 (mm)	Q2 (mm)	Q3 (mm)	Q4 (mm)	CH (mm)	CH2 (mm)
1218296	R1A-1162032058	6	19,0	12,0	34,5	26,0	12,0	14,0
1218297	R1A-1162082058	8	21,0	14,0	37,5	27,5	14,0	17,0
1218298	R1A-1162132058	10	22,0	15,0	40,0	29,0	14,0	19,0
1218299	R1A-1162182058	12	24,0	17,0	42,0	29,5	19,0	22,0
1218300	R1A-1162232058	15	28,0	21,0	46,0	32,5	19,0	27,0
1218301	R1A-1162282058	18	31,0	23,5	50,0	35,5	24,0	32,0
1218302	R1A-1162332058	22	35,0	27,5	55,0	38,5	27,0	36,0
1218303	R1A-1162382058	28	38,0	30,5	59,0	41,5	36,0	41,0
1218304	R1A-1162432058	35	45,0	34,5	68,5	51,0	41,0	50,0
1218305	R1A-1162482058	42	51,0	40,0	75,0	56,0	50,0	60,0

// V1A12ML162

Run Tee adjustable elbow connector

DIN 24° Male - Female with O-Ring

Heavy Series

EVL/DKO



Item Code	Product Code	OD1	Q1 (mm)	Q2 (mm)	Q3 (mm)	Q4 (mm)	CH (mm)	CH2 (mm)
1218306	R1A-1162532058	6	23,0	16,0	40,0	27,0	12,0	17,0
1218307	R1A-1162582058	8	24,0	17,0	42,5	27,5	17,0	19,0
1218308	R1A-1162632058	10	25,0	17,5	45,0	30,0	19,0	22,0
1218309	R1A-1162682058	12	29,0	21,5	48,0	31,0	17,0	24,0
1220889	R1A-1162732058	14	30,0	22,0	54,0	35,0	19,0	27,0
1218310	R1A-1162782058	16	33,0	24,5	55,0	36,5	24,0	30,0
1218311	R1A-1162832058	20	37,0	26,5	65,0	44,5	27,0	36,0
1218312	R1A-1162882058	25	42,0	30,0	73,0	50,0	36,0	46,0
1218313	R1A-1162932058	30	49,0	35,5	78,5	55,0	41,0	50,0
1218314	R1A-1162982058	38	57,0	41,0	89,0	63,0	50,0	60,0

REV.2.1

// EVGE-R-ED-DKO

// V1A152106I

Straight connector

DIN 24° Female with O-Ring - BSPP cylindric Male with elastomer

Light Series

EVGE-R-ED/DKO



Item Code	Product Code	OD1	F2	Q1 (mm)	LT (mm)	G (mm)	CH (mm)	CH1 (mm)
1218315	R1A-1165032000	6	1/8-28	24,5	8,0	13,9	14,0	14,0
1218316	R1A-1165082000	8	1/4-19	29,5	12,0	18,9	19,0	17,0
1218317	R1A-1165132000	10	1/4-19	27,5	12,0	18,9	19,0	19,0
1218318	R1A-1165182000	12	3/8-19	34,0	12,0	21,9	22,0	22,0
1223139	R1A-1198402000	12	1/2-14	32,0	14,0	26,9	27,0	22,0
1224820	R1A-1198562000	15	3/8-19	32,5	12,0	21,9	22,0	27,0
1218319	R1A-1165232000	15	1/2-14	32,0	14,0	26,9	27,0	27,0
1218320	R1A-1165282000	18	1/2-14	31,5	14,0	26,9	27,0	32,0
1224249	R1A-1198652000	18	3/4-14	31,5	16,0	31,9	32,0	32,0
1224250	R1A-1198662000	22	1/2-14	32,0	14,0	26,9	27,0	36,0
1218322	R1A-1165382000	28	1-11	35,0	18,0	39,9	41,0	41,0
1218323	R1A-1165432000	35	1 1/4-11	42,5	20,0	49,9	50,0	50,0
1218324	R1A-1165482000	42	1 1/2-11	46,5	22,0	54,9	55,0	60,0

// V1A162106I

Straight connector

DIN 24° Female with O-Ring - BSPP cylindric Male with elastomer

Heavy Series

EVGE-R-ED/DKO



Item Code	Product Code	OD1	F2	Q1 (mm)	LT (mm)	G (mm)	CH (mm)	CH1 (mm)
1220870	R1A-1165632000	10	3/8-19	32,0	12,0	21,9	22,0	22,0
1246372	R1A-1198582000	12	1/4-19	30,0	12,0	18,9	19,0	24,0
1218327	R1A-1165682000	12	3/8-19	34,0	12,0	21,9	22,0	24,0
1220885	R1A-1198572000	12	1/2-14	35,5	14,0	26,9	27,0	24,0
1218328	R1A-1165782000	16	1/2-14	37,0	14,0	26,9	27,0	30,0
1218329	R1A-1165832000	20	3/4-14	43,0	16,0	31,9	32,0	36,0
1218330	R1A-1165882000	25	1-11	48,0	18,0	39,9	41,0	46,0
1218331	R1A-1165932000	30	1 1/4-11	51,0	20,0	49,9	50,0	50,0
1218332	R1A-1165982000	38	1 1/2-11	60,0	22,0	54,9	55,0	60,0

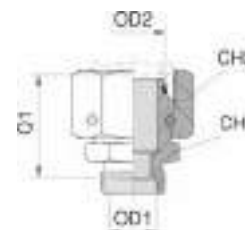
// KOR-DKO

// V1A11M1152

Reducers DIN 24° with O-Ring

Light Series

KOR/DKO

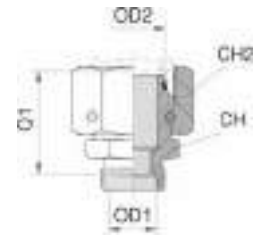


Item Code	Product Code	OD1	OD2	Q1 (mm)	CH (mm)	CH2 (mm)
1218354	R1A-1181002058	6	8	23,5	12,0	17,0
1218355	R1A-1181012058	6	10	25,0	14,0	19,0
1218357	R1A-1181032058	6	12	25,0	17,0	22,0
1218360	R1A-1181062058	6	15	28,0	19,0	27,0
1218356	R1A-1181022058	8	10	25,0	14,0	19,0
1218358	R1A-1181042058	8	12	25,0	17,0	22,0
1218361	R1A-1181072058	8	15	28,0	19,0	27,0
1221337	R1A-1181112058	8	18	28,0	24,0	32,0
1218359	R1A-1181052058	10	12	26,0	17,0	22,0
1218362	R1A-1181082058	10	15	29,0	19,0	27,0
1218364	R1A-1181122058	10	18	29,0	24,0	32,0
1218367	R1A-1181172058	10	22	33,0	27,0	36,0
1218371	R1A-1181232058	10	28	35,0	32,0	41,0
1221343	R1A-1181372058	10	42	41,5	50,0	60,0
1218363	R1A-1181092058	12	15	29,0	19,0	27,0
1218365	R1A-1181132058	12	18	29,0	24,0	32,0
1218368	R1A-1181182058	12	22	33,0	27,0	36,0
1224245	R1A-1181242058	12	28	35,0	32,0	41,0
1218376	R1A-1181382058	12	42	41,5	50,0	60,0
1218366	R1A-1181142058	15	18	30,0	24,0	32,0
1218369	R1A-1181192058	15	22	34,0	27,0	36,0
1218372	R1A-1181252058	15	28	36,0	32,0	41,0
1224817	R1A-1181322058	15	35	39,0	41,0	50,0
1224247	R1A-1181392058	15	42	42,5	50,0	60,0
1218370	R1A-1181202058	18	22	33,5	27,0	36,0
1218373	R1A-1181262058	18	28	35,5	32,0	41,0
1224246	R1A-1181332058	18	35	38,5	41,0	50,0
1218377	R1A-1181412058	18	42	42,0	50,0	60,0
1218374	R1A-1181272058	22	28	37,5	32,0	41,0
1221340	R1A-1181342058	22	35	40,5	41,0	50,0
1218378	R1A-1181422058	22	42	44,0	50,0	60,0
1218375	R1A-1181352058	28	35	40,5	41,0	50,0
1218379	R1A-1181432058	28	42	44,0	50,0	60,0
1218380	R1A-1181442058	35	42	43,0	50,0	60,0

REV.2.1

// V1A11M1162

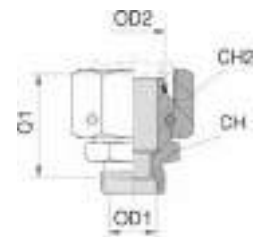
Reducers DIN 24° with O-Ring
Light Series - Heavy Series
KOR/DKO



Item Code	Product Code	OD1	OD2	Q1 (mm)	CH (mm)	CH2 (mm)
1249439	R1A-1181932058	12	16	32,0	22,0	30,0
1221336	R1A-1198602058	15	16	38,8	24,0	30,0

// V1A12M1162

Reducers DIN 24° with O-Ring
Heavy Series
KOR/DKO



Item Code	Product Code	OD1	OD2	Q1 (mm)	CH (mm)	CH2 (mm)
1218381	R1A-1181452058	6	8	27,0	14,0	19,0
1218383	R1A-1181462058	6	10	27,5	17,0	22,0
1218385	R1A-1181482058	6	12	30,0	19,0	24,0
1218388	R1A-1181552058	6	16	32,0	22,0	30,0
1218384	R1A-1181472058	8	10	27,5	17,0	22,0
1218386	R1A-1181492058	8	12	30,0	19,0	24,0
1218389	R1A-1181562058	8	16	32,0	22,0	30,0
1218393	R1A-1181612058	8	20	36,0	27,0	36,0
1221338	R1A-1181672058	8	25	38,5	32,0	46,0
1221339	R1A-1181742058	8	30	44,0	41,0	50,0
1221341	R1A-1181832058	8	38	47,5	50,0	60,0
1218387	R1A-1181502058	10	12	29,5	19,0	24,0
1218390	R1A-1181572058	10	16	31,5	22,0	30,0
1218394	R1A-1181622058	10	20	35,5	27,0	36,0
1218397	R1A-1181682058	10	25	38,0	32,0	46,0
1218401	R1A-1181752058	10	30	43,5	41,0	50,0
1218406	R1A-1181842058	10	38	47,0	50,0	60,0
1224248	R1A-1181542058	12	14	31,0	22,0	27,0
1218391	R1A-1181582058	12	16	31,5	22,0	30,0
1218395	R1A-1181632058	12	20	35,5	27,0	36,0
1218398	R1A-1181692058	12	25	38,0	32,0	46,0
1218402	R1A-1181762058	12	30	43,5	41,0	50,0
1221342	R1A-1181852058	12	38	47,0	50,0	60,0
1224818	R1A-1181592058	14	16	31,5	24,0	30,0
1218396	R1A-1181652058	16	20	36,5	27,0	36,0
1218399	R1A-1181712058	16	25	39,0	32,0	46,0
1218403	R1A-1181782058	16	30	44,5	41,0	50,0
1218407	R1A-1181862058	16	38	48,0	50,0	60,0
1218400	R1A-1181722058	20	25	39,0	32,0	46,0
1218404	R1A-1181792058	20	30	44,5	41,0	50,0
1218408	R1A-1181872058	20	38	48,0	50,0	60,0
1218409	R1A-1181882058	25	30	48,5	50,0	60,0
1218405	R1A-1181802058	25	38	45,0	41,0	50,0
1218410	R1A-1181892058	30	38	49,0	50,0	60,0

// WEE-R

// V1A11M906N

90° adjustable elbow connector

DIN 24° Male - BSPP cylindric Male with O-Ring and retaining ring

Light Series

WEE-R



Item Code	Product Code	OD1	F2	Q1 (mm)	Q2 (mm)	Q3 (mm)	Q4 (mm)	LT (mm)	G (mm)	CH (mm)	LN (mm)
1237323	R1A-1144002081	6	1/8-28	21,0	14,0	21,0	29,0	8,0	13,9	14,0	14,0
1251302	R1A-1144052081	8	1/4-19	23,0	16,0	26,0	38,0	12,0	18,9	17,0	19,0
1239975	R1A-1144102081	10	1/4-19	24,0	17,0	26,0	38,0	12,0	18,9	17,0	19,0
1241811	R1A-1144162081	12	1/4-19	24,0	17,0	26,0	48,0	12,0	18,9	17,0	19,0
1208112	R1A-1144152081	12	3/8-19	26,0	19,0	29,0	41,0	12,0	21,9	19,0	22,0
1251303	R1A-1144302081	22	3/4-14	35,0	27,5	39,0	55,0	16,0	35,9	27,0	36,0
1251304	R1A-1144352081	28	1-11	40,0	32,5	50,5	68,5	18,0	40,9	41,0	41,0
1251305	R1A-1144402081	35	1 1/4-11	46,5	36,0	56,0	76,0	20,0	49,9	50,0	50,0
1251306	R1A-1144452081	42	1 1/2-11	51,0	40,0	57,5	79,5	22,0	54,9	50,0	55,0

// V1A12M906N

90° adjustable elbow connector

DIN 24° Male - BSPP cylindric Male with O-Ring and retaining ring

Heavy Series

WEE-R



Item Code	Product Code	OD1	F2	Q1 (mm)	Q2 (mm)	Q3 (mm)	Q4 (mm)	LT (mm)	G (mm)	CH (mm)	LN (mm)
1237325	R1A-1144502081	6	1/4-19	25,0	18,0	26,0	38,0	12,0	18,9	17,0	19,0
1251307	R1A-1144552081	8	1/4-19	25,0	18,0	26,0	38,0	12,0	18,9	17,0	19,0
1251308	R1A-1144602081	10	3/8-19	27,0	19,5	29,0	41,0	12,0	21,9	19,0	22,0
1251309	R1A-1144652081	12	3/8-19	29,0	21,5	29,0	41,0	12,0	21,9	19,0	22,0
1231318	R1A-1144752081	16	1/2-14	35,0	26,5	37,0	51,0	14,0	26,9	27,0	27,0
1223131	R1A-1144802081	20	3/4-14	38,0	27,5	39,0	55,0	16,0	35,9	27,0	36,0
1237326	R1A-1144902081	30	1 1/4-11	50,0	36,5	56,0	76,0	20,0	49,9	50,0	50,0
1237327	R1A-1144952081	38	1 1/2-11	57,0	41,0	57,5	79,5	22,0	54,9	50,0	55,0

REV.2.1

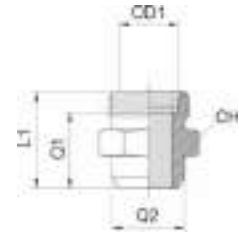
// AS

// V1A11M100S

Butt Weld straight coupling DIN 24°

Light Series

AS



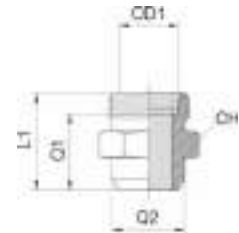
Item Code	Product Code	OD1	Q1 (mm)	Q2 (mm)	L1 (mm)	CH (mm)
1224851	R1A-0739000000	6	14,0	10,0	21,0	12,0
1224294	R1A-0739050000	8	16,0	12,0	23,0	14,0
1224295	R1A-0739100000	10	18,0	14,0	25,0	17,0
1220760	R1A-0739150000	12	18,0	16,0	25,0	19,0
1220763	R1A-0739200000	15	22,0	19,0	29,0	22,0
1220766	R1A-0739250000	18	23,5	22,0	31,0	27,0
1224296	R1A-0739300000	22	28,5	27,0	36,0	32,0
1220769	R1A-0739350000	28	30,5	32,0	38,0	41,0
1224852	R1A-0739400000	35	32,5	40,0	43,0	46,0
1220772	R1A-0739450000	42	35,0	46,0	46,0	55,0

// V1A12M100S

Butt Weld straight coupling DIN 24°

Heavy Series

AS



Item Code	Product Code	OD1	Q1 (mm)	Q2 (mm)	L1 (mm)	CH (mm)
1220761	R1A-0739650000	12	24,5	17,0	32,0	22,0
1220762	R1A-0739700000	14	27,0	19,0	35,0	24,0
1220765	R1A-0739750000	16	26,5	21,0	35,0	27,0
1220767	R1A-0739800000	20	29,5	26,0	40,0	32,0
1220768	R1A-0739850000	25	32,0	31,0	44,0	41,0
1220770	R1A-0739900000	30	35,5	36,0	49,0	46,0
1220771	R1A-0739950000	38	38,0	44,0	54,0	55,0

// ESV

// V1A11M11S

Butt Weld long straight coupling DIN 24°

Light Series

ESV



Item Code	Product Code	OD1	Q1 (mm)	L1 (mm)	CH (mm)
1220848	R1A-0741050000	8	56,0	70,0	20,0
1220849	R1A-0741100000	10	58,0	72,0	22,0
1220851	R1A-0741150000	12	58,0	72,0	25,0
1220853	R1A-0741200000	15	70,0	84,0	28,0
1220856	R1A-0741250000	18	69,0	84,0	32,0
1220858	R1A-0741300000	22	73,0	88,0	36,0
1220860	R1A-0741350000	28	73,0	88,0	40,0
1220862	R1A-0741400000	35	71,0	92,0	50,0
1220864	R1A-0741450000	42	70,0	92,0	60,0

// V1A12M112S

Butt Weld long straight coupling DIN 24°

Heavy Series

ESV



Item Code	Product Code	OD1	Q1 (mm)	L1 (mm)	CH (mm)
1224853	R1A-0741500000	6	60,0	74,0	20,0
1224854	R1A-0741550000	8	60,0	74,0	22,0
1220850	R1A-0741600000	10	59,0	74,0	25,0
1220852	R1A-0741650000	12	59,0	74,0	28,0
1220855	R1A-0741750000	16	71,0	88,0	35,0
1220857	R1A-0741800000	20	71,0	92,0	38,0
1220859	R1A-0741850000	25	72,0	96,0	45,0
1220861	R1A-0741900000	30	73,0	100,0	50,0
1220863	R1A-0741950000	38	72,0	104,0	60,0

REV.2.1

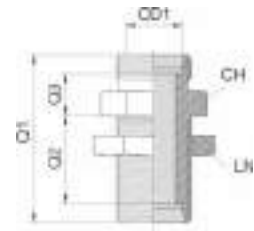
// SV

// V1A11T111M

Straight union DIN 24° Bulkhead

Light Series

SV



Item Code	Product Code	OD1	Q1 (mm)	Q2 (mm)	Q3 (mm)	CH (mm)	LN (mm)
1217556	R1A-0137002066	6	48,0	27,0	7,0	17,0	17,0
1217557	R1A-0137052066	8	49,0	27,0	8,0	19,0	19,0
1217558	R1A-0137102066	10	52,0	28,0	10,0	22,0	22,0
1217559	R1A-0137152066	12	53,0	29,0	10,0	24,0	24,0
1217560	R1A-0137202066	15	57,0	31,0	12,0	27,0	30,0
1217561	R1A-0137252066	18	61,0	32,5	13,5	32,0	36,0
1217562	R1A-0137302066	22	66,0	34,5	16,5	36,0	41,0
1217563	R1A-0137352066	28	69,0	35,5	18,5	41,0	46,0
1217564	R1A-0137402066	35	76,0	36,5	18,5	50,0	55,0
1217565	R1A-0137452066	42	77,0	36,0	19,0	60,0	65,0

// SKO

// V1A16F100S

Welding Plug with O-Ring DIN 24°

Heavy Series

SKO



Item Code	Product Code	OD1	Q1 (mm)	L1 (mm)	Note
1221712	R1A-0070619967	10	6,5	32,5	FOR TUBE 10 X 1.5
1217550	R1A-0070679967	12	8,0	32,5	FOR TUBE 12 X 2
1221714	R1A-0070669967	12	8,0	32,5	FOR TUBE 12 X 1.5
1221718	R1A-0070799967	16	10,0	39,0	FOR TUBE 16 X 3
1221717	R1A-0070779967	16	11,0	39,0	FOR TUBE 16 X 2
1224672	R1A-0070849967	20	12,0	45,0	FOR TUBE 20 X 4
1222270	R1A-0070839967	20	14,0	45,0	FOR TUBE 20 X 3
1217551	R1A-0070829967	20	14,0	45,0	FOR TUBE 20 X 2.5
1221721	R1A-0070889967	25	17,0	50,0	FOR TUBE 25 X 4
1217552	R1A-0070879967	25	18,0	50,0	FOR TUBE 25 X 3
1217553	R1A-0070939967	30	22,0	52,0	FOR TUBE 30 X 4
1221723	R1A-0070929967	30	23,0	52,0	FOR TUBE 30 X 3
1217555	R1A-0070989967	38	28,0	56,5	FOR TUBE 38 X 5
1217554	R1A-0070979967	38	30,0	56,5	FOR TUBE 38 X 4

10mm and 12mm also Light Series.

REV.2.1

// GAI-R

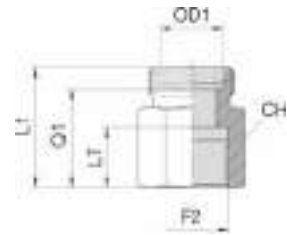
// V1A11M106F

Straight connector

DIN 24° Male - BSPP cylindric Female

Light Series

GAI-R



Item Code	Product Code	OD1	F2	Q1 (mm)	LT (mm)	L1 (mm)	CH (mm)
1218052	R1A-0744002000	6	1/8-28	19,0	12,0	26,0	14,0
1224298	R1A-0744032000	6	3/8-19	26,0	17,0	33,0	24,0
1218053	R1A-0744052000	8	1/4-19	24,0	17,0	31,0	19,0
1218054	R1A-0744072000	8	3/8-19	25,0	17,0	32,0	24,0
1218055	R1A-0744102000	10	1/4-19	25,0	17,0	32,0	19,0
1220991	R1A-0744122000	10	3/8-19	26,0	17,0	33,0	24,0
1249226	R1A-0744132000	10	1/2-14	30,0	20,0	37,0	27,0
1218056	R1A-0744152000	12	3/8-19	26,0	17,0	33,0	24,0
1220993	R1A-0744172000	12	1/2-14	31,0	20,0	38,0	27,0
1218058	R1A-0744212000	15	3/8-19	27,0	17,0	34,0	24,0
1218057	R1A-0744202000	15	1/2-14	31,0	20,0	38,0	27,0
1218059	R1A-0744252000	18	1/2-14	30,5	20,0	38,0	27,0
1218060	R1A-0744302000	22	3/4-14	35,5	22,0	43,0	36,0
1218061	R1A-0744352000	28	1-11	38,0	24,5	45,5	41,0
1218062	R1A-0744402000	35	1 1/4-11	41,0	26,5	51,5	55,0
1218063	R1A-0744452000	42	1 1/2-11	42,5	28,5	53,5	60,0

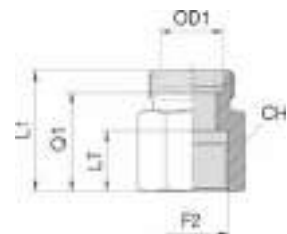
// V1A12M106F

Straight connector

DIN 24° Male - BSPP cylindric Female

Heavy Series

GAI-R

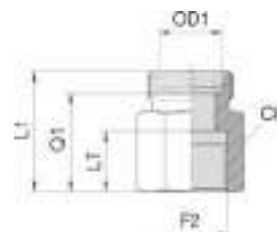


Item Code	Product Code	OD1	F2	Q1 (mm)	LT (mm)	L1 (mm)	CH (mm)
1218064	R1A-0744502000	6	1/4-19	26,0	17,0	33,0	19,0
1218065	R1A-0744552000	8	1/4-19	26,0	17,0	33,0	19,0
1218066	R1A-0744602000	10	3/8-19	26,5	17,0	34,0	24,0
1218067	R1A-0744652000	12	3/8-19	26,5	17,0	34,0	24,0
1218068	R1A-0744702000	14	1/2-14	32,0	20,0	40,0	27,0
1218069	R1A-0744752000	16	1/2-14	31,5	20,0	40,0	27,0
1218070	R1A-0744802000	20	3/4-14	34,5	22,0	45,0	36,0
1218071	R1A-0744852000	25	1-11	37,5	24,5	49,5	41,0
1221000	R1A-0744902000	30	1 1/4-11	42,0	26,5	55,5	55,0
1218072	R1A-0744952000	38	1 1/2-11	43,5	28,5	59,5	60,0

// GAI-M

// V1A11M150F

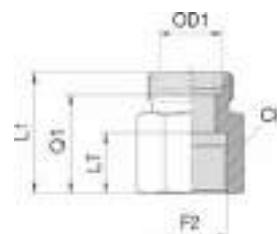
Straight connector
DIN 24° Male - Metric Female
Light Series
GAI-M



Item Code	Product Code	OD1	F2	Q1 (mm)	LT (mm)	L1 (mm)	CH (mm)
1218047	R1A-0743002000	6	M10X1.0	19,5	12,5	26,5	14,0
1220994	R1A-0743152000	12	M16X1.5	26,0	17,0	33,0	22,0
1220998	R1A-0743202000	15	M18X1.5	28,0	17,0	35,0	24,0
1218048	R1A-0743252000	18	M22X1.5	29,5	19,0	37,0	30,0

// V1A12M150F

Straight connector
DIN 24° Male - Metric Female
Heavy Series
GAI-M



Item Code	Product Code	OD1	F2	Q1 (mm)	LT (mm)	L1 (mm)	CH (mm)
1218049	R1A-0743552000	8	M14X1.5	26,0	17,0	33,0	19,0
1220992	R1A-0743602000	10	M16X1.5	26,5	17,0	34,0	22,0
1220996	R1A-0743652000	12	M18X1.5	27,5	17,0	35,0	24,0

REV.2.1

// MAV-R

// V1A11M106C

Gauge Coupling

DIN 24° Male

Light Series

MAV-R



Item Code	Product Code	OD1	F2	Q1 (mm)	Q2 (mm)	Q3 (mm)	LT (mm)	L1 (mm)	CH (mm)
1217589	R1A-0142002081	6	1/4-19	7,5	4,6	18,8	14,5	29,0	19,0
1217590	R1A-0142052081	8	1/4-19	7,5	4,6	18,8	14,5	29,0	19,0
1217593	R1A-0142102081	10	1/4-19	8,5	4,6	18,8	14,5	30,0	19,0
1217596	R1A-0142152081	12	1/4-19	8,5	4,6	18,8	14,5	30,0	19,0

// V1A12M106C

Gauge Coupling

DIN 24° Male

Heavy Series

MAV-R



Item Code	Product Code	OD1	F2	Q1 (mm)	Q2 (mm)	Q3 (mm)	LT (mm)	L1 (mm)	CH (mm)
1221372	R1A-0142502081	6	1/2-14	11,0	5,2	26,8	20,0	38,0	27,0
1217599	R1A-0142552081	8	1/2-14	11,0	5,2	26,8	20,0	38,0	27,0
1217600	R1A-0142602081	10	1/2-14	10,5	5,2	26,8	20,0	38,0	27,0
1217603	R1A-0142662081	12	1/4-19	9,0	4,6	21,8	14,5	31,0	22,0
1217602	R1A-0142652081	12	1/2-14	10,5	5,2	26,8	20,0	38,0	27,0

// MAVE-R


// V1A152106C

Gauge Coupling

DIN 24° Female with O-Ring

Light Series

MAVE-R



Item Code	Product Code	OD1	F2	Q1 (mm)	Q2 (mm)	LT (mm)	L1 (mm)	CH (mm)	CH1 (mm)
1224297	R1A-1142002058	6	1/4-19	23,0	4,6	14,5	37,5	19,0	14,0
1218157	R1A-1142052058	8	1/4-19	23,0	4,6	14,5	37,5	19,0	17,0
1224856	R1A-1142102058	10	1/4-19	21,5	4,6	14,5	36,0	19,0	19,0


// V1A162106C

Gauge Coupling

DIN 24° Female with O-Ring

Heavy Series

MAVE-R



Item Code	Product Code	OD1	F2	Q1 (mm)	Q2 (mm)	LT (mm)	L1 (mm)	CH (mm)	CH1 (mm)
1249281	R1A-1142662058	12	1/4-19	24,5	4,6	14,5	39,0	19,0	24,0

REV.2.1

// RI-ED

// V1A06F106I

Straight connector

BSPP Female - Male with elastomer

RI-ED



Item Code	Product Code	F1	F2	LT (mm)	G (mm)	L1 (mm)	CH (mm)	Note
1218159	R1A-1149012000	1/4-19	1/8-28	8,0	13,9	32,5	19,0	B
1218158	R1A-1149002000	3/8-19	1/8-28	8,0	13,9	33,5	24,0	B
1218163	R1A-1149052000	1/8-28	1/4-19	12,0	18,9	31,5	19,0	B
1218162	R1A-1149042000	3/8-19	1/4-19	12,0	18,9	37,5	24,0	B
1218161	R1A-1149032000	1/2-14	1/4-19	12,0	18,9	41,5	30,0	B
1218160	R1A-1149022000	3/4-14	1/4-19	12,0	18,9	44,5	36,0	B
1218167	R1A-1149092000	1/8-28	3/8-19	12,0	21,9	22,5	22,0	A
1218166	R1A-1149082000	1/4-19	3/8-19	12,0	21,9	37,5	22,0	B
1218165	R1A-1149072000	1/2-14	3/8-19	12,0	21,9	42,5	30,0	B
1218164	R1A-1149062000	3/4-14	3/8-19	12,0	21,9	45,5	36,0	B
1218173	R1A-1149152000	1/8-28	1/2-14	14,0	26,9	24,0	27,0	A
1218172	R1A-1149142000	1/4-19	1/2-14	14,0	26,9	24,0	27,0	A
1218171	R1A-1149132000	3/8-19	1/2-14	14,0	26,9	37,5	27,0	B
1218170	R1A-1149122000	3/4-14	1/2-14	14,0	26,9	47,5	36,0	B
1218169	R1A-1149112000	1-11	1/2-14	14,0	26,9	50,5	41,0	B
1218168	R1A-1149102000	1 1/2-11	1/2-14	14,0	26,9	54,5	55,0	B
1218178	R1A-1149202000	3/8-19	3/4-14	16,0	31,9	26,0	32,0	A
1218179	R1A-1149212000	1/4-19	3/4-14	16,0	31,9	26,0	32,0	A
1218177	R1A-1149192000	1/2-14	3/4-14	16,0	31,9	42,5	32,0	B
1218176	R1A-1149182000	1-11	3/4-14	16,0	31,9	52,5	41,0	B
1218175	R1A-1149172000	1 1/2-11	3/4-14	16,0	31,9	56,5	55,0	B
1218174	R1A-1149162000	1 1/4-11	3/4-14	16,0	31,9	58,5	60,0	B
1218184	R1A-1149262000	3/8-19	1-11	18,0	39,9	29,0	41,0	A
1218183	R1A-1149252000	1/2-14	1-11	18,0	39,9	29,0	41,0	A
1218185	R1A-1149272000	1/4-19	1-11	18,0	39,9	29,0	41,0	A
1218182	R1A-1149242000	3/4-14	1-11	18,0	39,9	49,0	41,0	B
1218181	R1A-1149232000	1 1/2-11	1-11	18,0	39,9	59,0	55,0	B
1218180	R1A-1149222000	1 1/4-11	1-11	18,0	39,9	61,0	60,0	B
1218189	R1A-1149312000	1/2-14	1 1/4-11	20,0	49,9	32,0	50,0	A
1218188	R1A-1149302000	3/4-14	1 1/4-11	20,0	49,9	32,0	50,0	A
1218187	R1A-1149292000	1-11	1 1/4-11	20,0	49,9	54,0	50,0	B
1218186	R1A-1149282000	1 1/4-11	1 1/4-11	20,0	49,9	62,0	60,0	B
1218191	R1A-1149332000	1-11	1 1/2-11	22,0	54,9	36,0	55,0	A
1218193	R1A-1149352000	1/2-14	1 1/2-11	22,0	54,9	36,0	55,0	A
1218192	R1A-1149342000	3/4-14	1 1/2-11	22,0	54,9	36,0	55,0	A
1218190	R1A-1149322000	1 1/4-11	1 1/2-11	22,0	54,9	60,0	55,0	B

// RI

// V1A06F106M

Straight connector
 BSPP Female - Male
 RI



Item Code	Product Code	F1	F2	Q1 (mm)	LT (mm)	G (mm)	L1 (mm)	CH (mm)	Note
1217661	R1A-0149012000	1/4-19	1/8-28	17,0	8,0	14,0	31,0	19,0	B
1217660	R1A-0149002000	3/8-19	1/8-28	17,0	8,0	14,0	32,0	24,0	B
1217662	R1A-0149022000	3/4-14	1/4-19	22,0	12,0	18,0	32,0	36,0	B
1217663	R1A-0149032000	1/2-14	1/4-19	20,0	12,0	18,0	32,0	27,0	B
1217665	R1A-0149052000	1/8-28	1/4-19	13,0	12,0	18,0	32,0	19,0	B
1217664	R1A-0149042000	3/8-19	1/4-19	17,0	12,0	18,0	32,0	24,0	B
1217667	R1A-0149072000	1/2-14	3/8-19	20,0	12,0	22,0	32,0	27,0	B
1217668	R1A-0149082000	1/4-19	3/8-19	17,0	12,0	22,0	32,0	22,0	B
1217666	R1A-0149062000	3/4-14	3/8-19	22,0	12,0	22,0	32,0	36,0	B
1217669	R1A-0149092000	1/8-28	3/8-19	8,0	12,0	22,0	32,0	22,0	A
1217670	R1A-0149112000	1-11	1/2-14	24,5	14,0	26,0	32,0	41,0	B
1217671	R1A-0149122000	3/4-14	1/2-14	22,0	14,0	26,0	32,0	36,0	B
1217674	R1A-0149152000	1/8-28	1/2-14	8,0	14,0	26,0	32,0	27,0	A
1221627	R1A-0149102000	1 1/2-11	1/2-14	26,5	14,0	26,0	32,0	55,0	B
1217673	R1A-0149142000	1/4-19	1/2-14	12,0	14,0	26,0	32,0	27,0	A
1217672	R1A-0149132000	3/8-19	1/2-14	17,0	14,0	26,0	32,0	27,0	B
1217676	R1A-0149182000	1-11	3/4-14	24,5	16,0	32,0	32,0	41,0	B
1217679	R1A-0149212000	1/4-19	3/4-14	12,0	16,0	32,0	32,0	32,0	A
1221628	R1A-0149172000	1 1/2-11	3/4-14	26,5	16,0	32,0	32,0	55,0	B
1217675	R1A-0149162000	1 1/4-11	3/4-14	28,5	16,0	32,0	32,0	60,0	B
1217678	R1A-0149202000	3/8-19	3/4-14	12,0	16,0	32,0	32,0	32,0	A
1217677	R1A-0149192000	1/2-14	3/4-14	20,0	16,0	32,0	32,0	32,0	B
1217684	R1A-0149262000	3/8-19	1-11	12,0	18,0	39,0	32,0	41,0	A
1217680	R1A-0149222000	1 1/4-11	1-11	28,5	18,0	39,0	32,0	60,0	B
1217685	R1A-0149272000	1/4-19	1-11	12,0	18,0	39,0	32,0	41,0	A
1217683	R1A-0149252000	1/2-14	1-11	14,0	18,0	39,0	32,0	41,0	A
1217682	R1A-0149242000	3/4-14	1-11	22,0	18,0	39,0	32,0	41,0	B
1217681	R1A-0149232000	1 1/2-11	1-11	26,5	18,0	39,0	32,0	55,0	B
1221632	R1A-0149282000	1 1/4-11	1 1/4-11	28,5	20,0	49,0	32,0	60,0	B
1221633	R1A-0149292000	1-11	1 1/4-11	24,5	20,0	49,0	32,0	50,0	B
1221631	R1A-0149302000	3/4-14	1 1/4-11	16,0	20,0	49,0	32,0	50,0	A
1221630	R1A-0149312000	1/2-14	1 1/4-11	14,0	20,0	49,0	32,0	50,0	A
1221629	R1A-0149352000	1/2-14	1 1/2-11	14,0	22,0	55,0	32,0	55,0	A
1217688	R1A-0149342000	3/4-14	1 1/2-11	16,0	22,0	55,0	32,0	55,0	A
1217687	R1A-0149332000	1-11	1 1/2-11	18,0	22,0	55,0	32,0	55,0	A
1217686	R1A-0149322000	1 1/2-11	1 1/2-11	26,5	22,0	55,0	32,0	55,0	B

REV.2.1

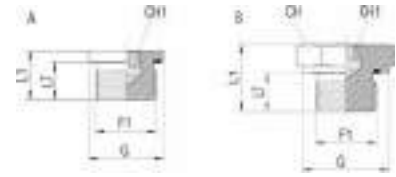
// VSTI-R-ED

// V1A06I000Z

Blanking Screw

BSPP Male with elastomer

VSTI-R-ED

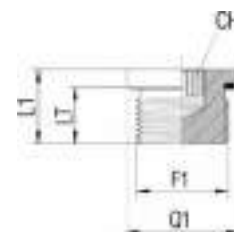


Item Code	Product Code	F1	LT (mm)	G (mm)	L1 (mm)	CH (mm)	CH1 (mm)	Note
1217774	R1A-0189332100	1/8-28	8,0	14,0	12,3		5,0	A
1217775	R1A-0189342100	1/4-19	12,0	18,9	17,3		6,0	A
1217776	R1A-0189352100	3/8-19	12,0	22,0	17,3		8,0	A
1217777	R1A-0189362100	1/2-14	14,0	26,9	19,3		10,0	A
1217778	R1A-0189372100	3/4-14	16,0	32,0	21,3		12,0	A
1217779	R1A-0189382100	1-11	16,0	39,9	22,8		17,0	A
1217780	R1A-0189392100	1 1/4-11	16,0	49,9	22,8		22,0	A
1217781	R1A-0189402000	1 1/2-11	16,0	55,0	22,8		24,0	A
1237312	R1A-1189392100	1 1/4-11	20,0	57,0	38,0	60,0	22,0	B
1251212	R1A-1189402100	1 1/2-11	22,0	64,0	40,0	65,0	24,0	B

// VSTI-M

// V1A50I0000

Socket head plug Metric cylindric with elastomer
VSTI-M



Item Code	Product Code	F1	Q1 (mm)	LT (mm)	L1 (mm)	CH (mm)
1221843	R1A-0189142100	M8X1.0	12,0	8,0	12,3	4,0
1204050	R1A-0189202100	M10X1.0	14,0	8,0	12,3	5,0
1206352	R1A-0189212100	M12X1.5	17,0	12,0	17,3	6,0
1204051	R1A-0189222100	M14X1.5	19,0	12,0	17,3	6,0
1204052	R1A-0189232100	M16X1.5	21,9	12,0	17,3	8,0
1236997	R1A-0189242100	M18X1.5	23,9	12,0	17,3	8,0
1204054	R1A-0189252100	M20X1.5	25,9	14,0	19,3	10,0
1204055	R1A-0189262100	M22X1.5	27,0	14,0	19,3	10,0
1222991	R1A-0189272100	M24X1.5	29,9	14,0	19,3	12,0
1204056	R1A-0189282100	M26X1.5	31,9	16,0	21,3	12,0
1237317	R1A-0189292100	M27X2	32,0	16,0	21,3	12,0
1221842	R1A-0189302100	M33X2.0	46,0	16,0	22,8	17,0
1236998	R1A-0189312100	M42X2	49,9	16,0	22,8	22,0
1231289	R1A-0189322100	M48X2.0	55,0	16,0	22,8	24,0

REV.2.1

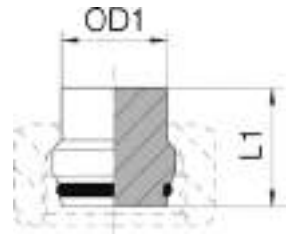
// PL-DKO

// V1A15F0000

Plug with O-Ring 24° DIN 2353

Light Series

PL/DKO



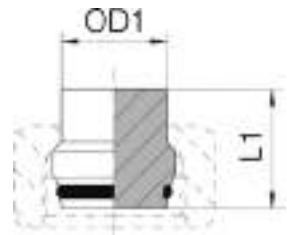
Item Code	Product Code	OD1	L1 (mm)
1237314	R1A-1793142058	6	18,5
1237082	R1A-1793152058	8	19,0
1237083	R1A-1793162058	10	21,0
1231398	R1A-1793172058	12	20,5
1231394	R1A-1793082058	15	20,5
1237313	R1A-1793092058	18	23,5
1231395	R1A-1793102058	22	26,0
1237081	R1A-1793112058	28	26,5
1231396	R1A-1793122058	35	32,0
1231397	R1A-1793132058	42	32,5

// V1A16F0000

Plug with O-Ring 24° DIN 2353

Heavy Series

PL/DKO

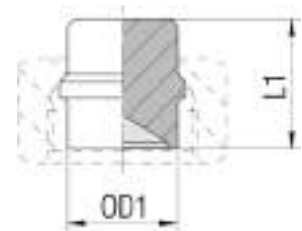


Item Code	Product Code	OD1	L1 (mm)
1237084	R1A-1793182058	14	24,0
1231399	R1A-1793192058	16	25,0
1231400	R1A-1793202058	20	30,5
1231401	R1A-1793212058	25	32,5
1231402	R1A-1793222058	30	35,5

// PL

// V1A11M000Z

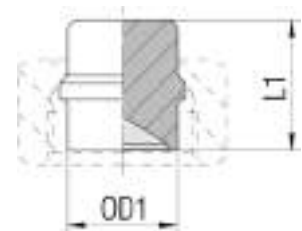
Blanking Plug DIN 24°
Light Series



Item Code	Product Code	OD1	F1	L1 (mm)
1218140	R1A-0793652000	6	M12X1.5	19,5
1218141	R1A-0793662000	8	M14X1.5	19,5
1218142	R1A-0793672000	10	M16X1.5	21,0
1218143	R1A-0793682000	12	M18X1.5	21,8
1218144	R1A-0793692000	15	M22X1.5	22,0
1218145	R1A-0793702000	18	M26X1.5	24,0
1218146	R1A-0793712000	22	M30X2	26,0
1218147	R1A-0793722000	28	M36X2	26,5
1218148	R1A-0793732000	35	M45X2	32,0
1218149	R1A-0793742000	42	M52X2	32,5

// V1A12M000Z

Blanking Plug DIN 24°
Heavy Series



Item Code	Product Code	OD1	F1	L1 (mm)
1218150	R1A-0793792000	14	M22X1.5	23,5
1218151	R1A-0793802000	16	M24X1.5	25,5
1218152	R1A-0793812000	20	M30X2	30,5
1218153	R1A-0793822000	25	M36X2	32,5
1218154	R1A-0793832000	30	M42X2	35,5
1218155	R1A-0793842000	38	M52X2	40,0

REV.2.1

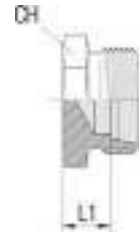
// ROV

// V1A11M0000

Tube blanking screw DIN 24°

Light Series

ROV



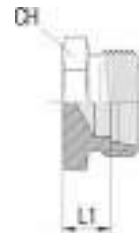
Item Code	Product Code	OD1	F1	Q1 (mm)	CH (mm)
1204202	R1A-0793342000	6	M12X1.5	7,0	12,0
1204203	R1A-0793352000	8	M14X1.5	8,0	14,0
1206565	R1A-0793362000	10	M16X1.5	9,0	17,0
1206564	R1A-0793372000	12	M18X1.5	10,0	19,0
1206567	R1A-0793382000	15	M22X1.5	11,0	24,0
1204195	R1A-0793392000	18	M26X1.5	11,5	27,0
1204196	R1A-0793402000	22	M30X2	13,5	32,0
1204198	R1A-0793412000	28	M36X2	14,5	41,0
1204200	R1A-0793422000	35	M45X2	14,5	46,0

// V1A12M0000

Tube blanking screw DIN 24°

Heavy Series

ROV



Item Code	Product Code	OD1	F1	Q1 (mm)	CH (mm)
1207853	R1A-0793442000	6	M14X1.5	11,0	14,0
1206994	R1A-0793452000	8	M16X1.5	13,0	17,0
1206989	R1A-0793462000	10	M18X1.5	12,5	19,0
1206990	R1A-0793472000	12	M20X1.5	14,5	22,0
1224864	R1A-0793482000	14	M22X1.5	16,0	24,0
1211264	R1A-0793492000	16	M24X1.5	15,5	27,0
1206992	R1A-0793502000	20	M30X2	17,5	32,0
1204197	R1A-0793512000	25	M36X2	20,0	41,0
1204199	R1A-0793522000	30	M42X2	20,5	46,0
1204201	R1A-0793532000	38	M52X2	23,0	55,0

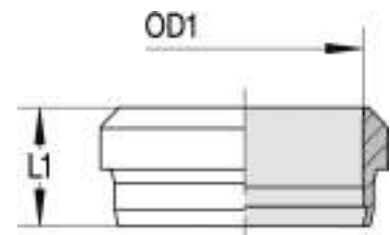
// D2S

// V1A32R0000

Double cutting ring DIN 24°

Extra Light Series

D2S



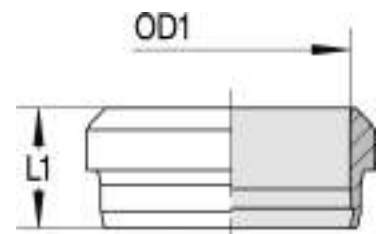
Item Code	Product Code	OD1	L1 (mm)
1205458	R1A-0006102000	6	7,8
1237309	R1A-0006152000	8	7,8

// V1A11R0000

Double cutting ring DIN 24°

Light Series

D2S



Item Code	Product Code	OD1	L1 (mm)
1236905	R1A-0019002100	6	9,2
1237342	R1A-0019052100	8	9,2
1237328	R1A-0019102100	10	10,0
1237329	R1A-0019152100	12	10,0
1237331	R1A-0019202100	15	10,2
1237333	R1A-0019252100	18	10,5
1237335	R1A-0019302100	22	11,2
1237337	R1A-0019352100	28	11,2
1237339	R1A-0019402100	35	13,4
1237341	R1A-0019452100	42	13,4

Codes from 6 to 12 mm also Heavy Series.

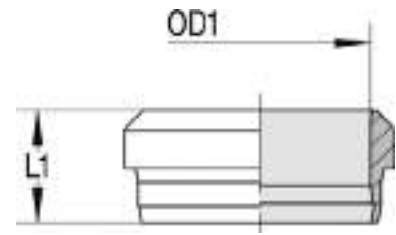
REV.2.1

// V1A12R0000

Double cutting ring DIN 24°

Heavy Series

D2S



Item Code	Product Code	OD1	L1 (mm)
1237330	R1A-0019702100	14	10,2
1237332	R1A-0019752100	16	10,2
1237334	R1A-0019802100	20	13,0
1237336	R1A-0019852100	25	13,0
1237338	R1A-0019902100	30	13,6
1237340	R1A-0019952100	38	13,5

Codes from 6 to 12 mm same as Light Series ones.

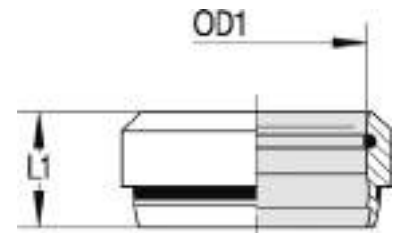
// ES4

// V1A11R000B

Double cutting ring with tight sealing DIN 24°

Light Series

ES4



Item Code	Product Code	OD1	L1 (mm)
1217225	R1A-0011002039	6	8,8
1217226	R1A-0011052039	8	8,8
1217228	R1A-0011102039	10	9,8
1217230	R1A-0011152039	12	9,8
1217232	R1A-0011202039	15	10,2
1217234	R1A-0011252039	18	10,2
1217235	R1A-0011302039	22	11,5
1217237	R1A-0011352039	28	11,5
1221702	R1A-0011402039	35	13,5
1217239	R1A-0011452039	42	13,5

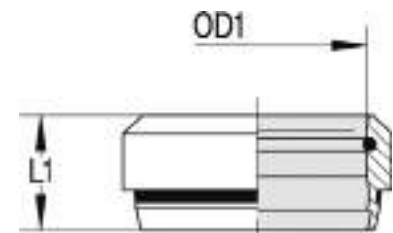
Codes from 6 to 12 mm also Heavy Series.

// V1A12R000B

Double cutting ring with tight sealing DIN 24°

Heavy Series

ES4



Item Code	Product Code	OD1	L1 (mm)
1221700	R1A-0011802039	20	12,5
1221701	R1A-0011852039	25	12,5
1222403	R1A-0011902039	30	13,5
1217244	R1A-0011952039	38	13,5

Codes from 6 to 12 mm same as Light Series ones.

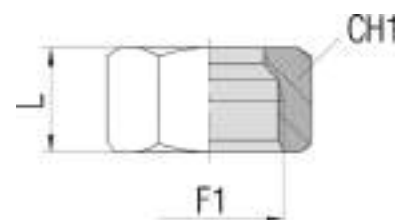
REV.2.1

// M - NUT

// VXA32D0000

Nut DIN 24°

Extra Light Series

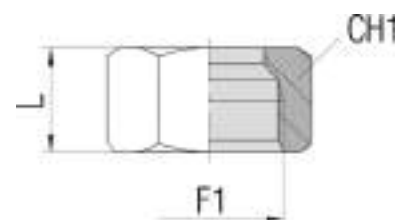


Item Code	Product Code	OD1	F1	L (mm)	CH1 (mm)
1237315	R1A-0003002100	4	M8X1	11,0	10,0
1221352	R1A-0003052100	5	M10X1	11,5	12,0
1253158	R1A-0003102100	6	M10X1	11,5	12,0
1237316	R1A-0003152100	8	M12X1	12,0	14,0

// VXA11D0000

Nut DIN 24°

Light Series

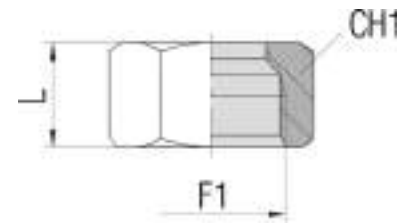


Item Code	Product Code	OD1	F1	L (mm)	CH1 (mm)
1237359	R1A-0004002100	6	M12X1.5	14,5	14,0
1237360	R1A-0004052100	8	M14X1.5	15,5	17,0
1237343	R1A-0004102100	10	M16X1.5	15,5	19,0
1237345	R1A-0004152100	12	M18X1.5	15,5	22,0
1237348	R1A-0004202100	15	M22X1.5	17,0	27,0
1237350	R1A-0004252100	18	M26X1.5	18,0	32,0
1237352	R1A-0004302100	22	M30X2	20,0	36,0
1237354	R1A-0004352100	28	M36X2	21,0	41,0
1237356	R1A-0004402100	35	M45X2	24,0	50,0
1237358	R1A-0004452100	42	M52X2	24,0	60,0

// VXA12D0000

Nut DIN 24°

Heavy Series



Item Code	Product Code	OD1	F1	L (mm)	CH1 (mm)
1236904	R1A-0004502100	6	M14X1.5	16,5	17,0
1237361	R1A-0004552100	8	M16X1.5	16,5	19,0
1237344	R1A-0004602100	10	M18X1.5	17,5	22,0
1237346	R1A-0004652100	12	M20X1.5	17,5	24,0
1237347	R1A-0004702100	14	M22X1.5	20,5	27,0
1237349	R1A-0004752100	16	M24X1.5	20,5	30,0
1237351	R1A-0004802100	20	M30X2	24,0	36,0
1237353	R1A-0004852100	25	M36X2	27,0	46,0
1237355	R1A-0004902100	30	M42X2	29,0	50,0
1237357	R1A-0004952100	38	M52X2	32,5	60,0

REV.2.1

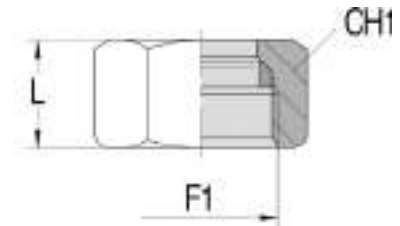
// M SQR

// VXA11D000V

Nut DIN 24° with clamping ring and seal

Light Series

VOSSForm



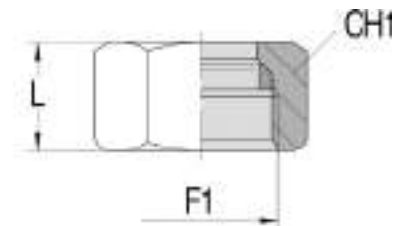
Item Code	Product Code	OD1	F1	L (mm)	CH1 (mm)
1217245	R1A-0015502167	6	M12X1.5	14,5	14,0
1217246	R1A-0015512167	8	M14X1.5	14,5	17,0
1217247	R1A-0015522167	10	M16X1.5	15,5	19,0
1221357	R1A-0015532167	12	M18X1.5	15,5	22,0
1217248	R1A-0015542167	15	M22X1.5	17,0	27,0
1217249	R1A-0015552167	18	M26X1.5	18,0	32,0
1217250	R1A-0015562167	22	M30X2	20,0	36,0
1217251	R1A-0015572167	28	M36X2	21,0	41,0
1217252	R1A-0015582167	35	M45X2	24,0	50,0
1217253	R1A-0015592167	42	M52X2	24,0	60,0

// VXA12D000V

Nut DIN 24° with clamping ring and seal

Heavy Series

VOSSForm



Item Code	Product Code	OD1	F1	L (mm)	CH1 (mm)
1217254	R1A-0015602167	6	M14X1.5	16,5	17,0
1217255	R1A-0015612167	8	M16X1.5	16,5	19,0
1217256	R1A-0015622167	10	M18X1.5	17,5	22,0
1217257	R1A-0015632167	12	M20X1.5	17,5	24,0
1217259	R1A-0015652167	16	M24X1.5	20,5	30,0
1217260	R1A-0015662167	20	M30X2	24,0	36,0
1217261	R1A-0015672167	25	M36X2	27,0	46,0
1217262	R1A-0015682167	30	M42X2	29,0	50,0
1217263	R1A-0015692167	38	M52X2	32,5	60,0

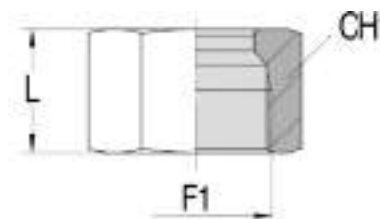
// M BV10

// VXA11D00BV

Nut DIN 24°

Light Series

BV10



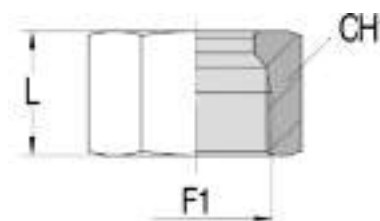
Item Code	Product Code	OD1	F1	L (mm)	CH1 (mm)
1221355	R1A-0032102100	10	M16X1.5	18,8	19,0
1217336	R1A-0032202100	15	M22X1.5	20,3	27,0
1217337	R1A-0032252100	18	M26X1.5	21,3	32,0
1234951	R1A-0032302100	22	M30X2	24,0	36,0
1217338	R1A-0032352100	28	M36X2	25,0	41,0
1217339	R1A-0032452100	42	M52X2	28,0	60,0

// VXA12D00BV

Nut DIN 24°

Heavy Series

BV10



Item Code	Product Code	OD1	F1	L (mm)	CH1 (mm)
1217340	R1A-0032602100	10	M18X1.5	21,5	22,0
1217341	R1A-0032652100	12	M20X1.5	21,5	24,0
1217342	R1A-0032752100	16	M24X1.5	26,0	30,0
1217343	R1A-0032802100	20	M30X2	30,5	36,0
1217344	R1A-0032852100	25	M36X2	38,0	46,0
1217345	R1A-0032902100	30	M42X2	39,0	50,0
1217347	R1A-0032952100	38	M52X2	46,0	60,0
1221354	R1A-0032552100	8	M16X1.5	20,0	19,0

REV.2.1

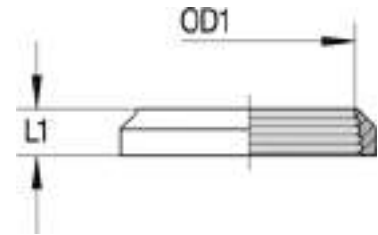
// BV10 RING

// V1A11R000Z

Clamping Ring DIN 24°

Light Series

BV10



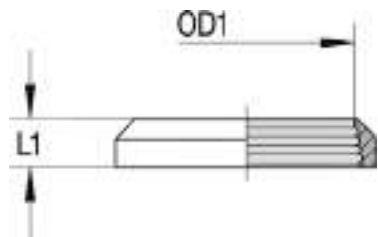
Item Code	Product Code	OD1	L1 (mm)
1217326	R1A-0031151900	12	3,8
1221344	R1A-0031201900	15	4,5
1221346	R1A-0031251900	18	4,5
1217327	R1A-0031451900	42	7,0

// V1A12R000Z

Clamping Ring DIN 24°

Light Series

BV10

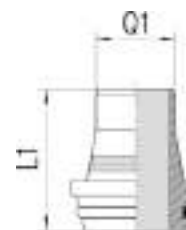


Item Code	Product Code	OD1	L1 (mm)
1221644	R1A-0031551900	8	4,5
1217328	R1A-0031601900	10	4,5
1217329	R1A-0031651900	12	4,5
1217330	R1A-0031751900	16	6,5
1217331	R1A-0031801900	20	9,0
1217332	R1A-0031851900	25	10,0
1217333	R1A-0031901900	30	10,0
1217335	R1A-0031951900	38	13,5

// BV10 CONE

// V1ABV10CZK

ZAKO Flare Coupling with O-ring
Push In



Item Code	Product Code	Note	Q1 (mm)	L1 (mm)
1221649	R1A-0034569900	S08X1,5 TUBE	5,2	20,0
1221645	R1A-0034699900	S12X3,0 TUBE	6,2	22,5
1217352	R1A-0034629900	S10X2,0 TUBE	6,2	21,0
1217351	R1A-0034619900	S10X1,5 TUBE	7,2	21,0
1217359	R1A-0034839900	S20X3,0 TUBE	14,3	32,0
1217348	R1A-0034279900	L18X2,0 TUBE	14,3	22,0
1223216	R1A-0034269900	L18X1,5 TUBE	15,2	22,0
1217358	R1A-0034829900	S20X2,5 TUBE	15,3	32,0
1217349	R1A-0034329900	L22X2,0 TUBE	18,3	23,5
1217361	R1A-0034879900	S25X3,0 TUBE	19,3	34,5
1217360	R1A-0034869900	S25X2,5 TUBE	20,3	34,5
1221345	R1A-0034219900	L15X1,5 TUBE	21,5	12,2
1217364	R1A-0034939900	S30X4,0 TUBE	22,3	34,5
1217363	R1A-0034929900	S30X3,0 TUBE	24,3	34,5
1217350	R1A-0034479900	L42X3,0 TUBE	26,3	38,0
1217366	R1A-0034989900	S38X5,0 TUBE	28,3	38,0
1217365	R1A-0034979900	S38X4,0 TUBE	30,3	38,0
1221646	R1A-0034819900	S20X2,0 TUBE	32,0	16,3
1221648	R1A-0034949900	S30X5,0 TUBE	34,5	20,3
1221647	R1A-0034889900	S25X4,0 TUBE	34,5	17,3

REV.2.1

// SWVE-R-ED


// V1A11ME03I

Banjo adjustable

DIN 24° - BSPP Male with soft seal

Light Series

SWVE-R-ED



Item Code	Product Code	OD1	F2	Q1 (mm)	Q2 (mm)	Q3 (mm)	Q4 (mm)	LT (mm)	G (mm)	CH (mm)	CH2 (mm)
1218229	R1A-1157012081	6	1/8-28	25,3	10,5	19,0	12,0	8,0	14,9	19,0	14,0
1218231	R1A-1157062081	8	1/4-19	31,5	14,0	21,5	14,5	12,0	18,9	22,0	19,0
1218233	R1A-1157112081	10	1/4-19	33,0	14,0	22,5	15,5	12,0	18,9	22,0	19,0
1218235	R1A-1157162081	12	3/8-19	38,5	16,5	25,0	18,0	12,0	21,9	27,0	22,0
1218236	R1A-1157212081	15	1/2-14	45,5	21,5	29,0	22,0	14,0	26,9	32,0	27,0
1218238	R1A-1157262081	18	1/2-14	47,5	21,5	29,0	21,5	14,0	26,9	36,0	27,0
1218240	R1A-1157312081	22	3/4-14	56,5	24,0	36,0	28,5	16,0	32,9	46,0	36,0
1218242	R1A-1157362081	28	1-11	68,0	30,5	39,0	31,5	18,0	39,9	50,0	41,0
1220785	R1A-1157412081	35	1 1/4-11	78,0	35,5	46,0	35,5	20,0	49,9	60,0	50,0

// V1A12ME03I

Banjo adjustable

DIN 24° - BSPP Male with soft seal

Heavy Series

SWVE-R-ED



Item Code	Product Code	OD1	F2	Q1 (mm)	Q2 (mm)	Q3 (mm)	Q4 (mm)	LT (mm)	G (mm)	CH (mm)	CH2 (mm)
1218244	R1A-1157512081	6	1/4-19	30,5	14,0	23,5	16,5	12,0	18,9	22,0	19,0
1218212	R1A-1153512081	6	1/4-19	27,0	12,0	22,0	15,0	9,0	18,9	19,0	19,0
1218246	R1A-1157562081	8	1/4-19	31,0	14,0	23,5	16,5	12,0	18,9	22,0	19,0
1218247	R1A-1157612081	10	3/8-19	37,0	16,5	26,0	18,5	12,0	21,9	27,0	22,0
1218249	R1A-1157662081	12	3/8-19	37,5	16,5	26,0	18,5	12,0	21,9	27,0	22,0
1220781	R1A-1157712081	14	1/2-14	44,0	21,5	31,0	23,0	14,0	26,9	32,0	27,0
1218251	R1A-1157762081	16	1/2-14	47,0	21,5	31,0	22,5	14,0	26,9	36,0	27,0
1218253	R1A-1157812081	20	3/4-14	55,0	24,0	38,0	27,5	16,0	32,9	46,0	36,0
1218255	R1A-1157862081	25	1-11	66,5	30,5	43,0	31,0	18,0	39,9	50,0	41,0
1218257	R1A-1157912081	30	1 1/4-11	75,5	35,5	50,0	36,5	20,0	49,9	60,0	50,0
1218258	R1A-1157962081	38	1 1/2-11	86,5	40,5	57,0	41,0	22,0	55,9	70,0	60,0

// SWVE-R

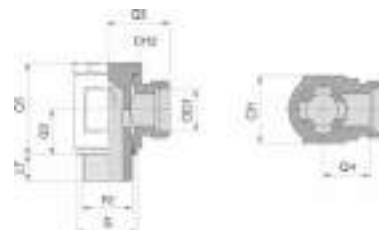
// V1A32ME06M

Banjo adjustable

DIN 24° - BSPP Male with metal sealing-edge ring

Extra Light Series

SWVE-R



Item Code	Product Code	OD1	F2	Q1 (mm)	Q2 (mm)	Q3 (mm)	Q4 (mm)	LT (mm)	G (mm)	CH (mm)	CH2 (mm)
1221763	R1A-1152002081	4	1/8-28	18,5	8,0	15,5	11,5	6,0	14,0	14,0	14,0
1218202	R1A-1152102081	6	1/8-28	20,5	9,0	15,5	10,0	6,0	14,0	14,0	14,0
1218203	R1A-1152152081	8	1/8-28	22,5	10,0	16,5	11,0	6,0	14,0	14,0	14,0

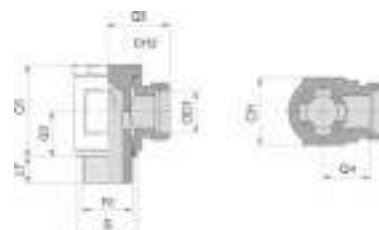
// V1A11ME06M

Banjo adjustable

DIN 24° - BSPP Male with metal sealing-edge ring

Light Series

SWVE-R



Item Code	Product Code	OD1	F2	Q1 (mm)	Q2 (mm)	Q3 (mm)	Q4 (mm)	LT (mm)	G (mm)	CH (mm)	CH2 (mm)
1218204	R1A-1153002081	6	1/8-28	23,5	10,0	17,5	10,5	6,0	14,0	14,0	14,0
1218205	R1A-1153052081	8	1/4-19	27,0	12,0	20,0	13,0	9,0	18,0	19,0	19,0
1218206	R1A-1153102081	10	1/4-19	28,0	13,0	21,0	14,0	9,0	18,0	19,0	19,0
1218207	R1A-1153152081	12	3/8-19	33,0	15,5	22,5	15,5	9,0	22,0	22,0	22,0
1218208	R1A-1153202081	15	1/2-14	38,0	19,0	26,0	19,0	11,0	26,0	27,0	27,0
1218209	R1A-1153252081	18	1/2-14	44,0	22,0	27,5	20,0	11,0	26,0	30,0	27,0
1218210	R1A-1153302081	22	3/4-14	48,0	24,0	32,5	25,0	13,0	32,0	36,0	32,0

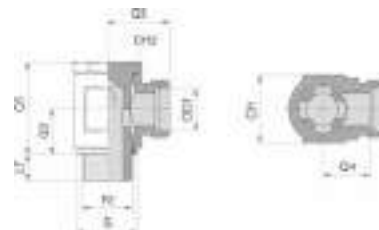
// V1A12ME06M

Banjo adjustable

DIN 24° - BSPP Male with metal sealing-edge ring

Heavy Series

SWVE-R



Item Code	Product Code	OD1	F2	Q1 (mm)	Q2 (mm)	Q3 (mm)	Q4 (mm)	LT (mm)	G (mm)	CH (mm)	CH2 (mm)
1218211	R1A-1153502081	6	1/4-19	27,0	12,0	22,0	15,0	9,0	18,0	19,0	19,0
1218213	R1A-1153552081	8	1/4-19	28,0	13,0	22,0	15,0	9,0	18,0	19,0	19,0
1218214	R1A-1153602081	10	3/8-19	33,0	15,5	23,5	16,0	9,0	22,0	22,0	22,0
1218215	R1A-1153652081	12	3/8-19	36,0	16,5	23,5	16,0	9,0	22,0	24,0	22,0
1218217	R1A-1153752081	16	1/2-14	42,0	20,5	29,5	21,0	11,0	26,0	30,0	27,0
1221766	R1A-1153802081	20	3/4-14	48,0	24,0	34,5	24,0	13,0	32,0	36,0	32,0

REV.2.1

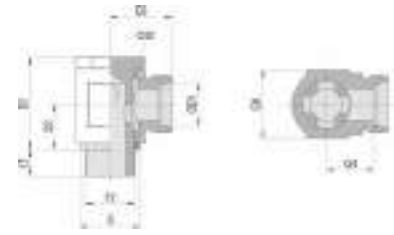
// V1A11ME035

Banjo adjustable

DIN 24° - BSPP Male with sealing-edge ring

Light Series

SWVE-R



Item Code	Product Code	OD1	F2	Q1 (mm)	Q2 (mm)	Q3 (mm)	Q4 (mm)	LT (mm)	G (mm)	CH (mm)	CH2 (mm)
1218228	R1A-1157002081	6	1/8-28	25,3	10,5	19,0	12,0	8,0	14,0	19,0	14,0
1218230	R1A-1157052081	8	1/4-19	31,5	14,0	21,5	14,5	12,0	18,0	22,0	19,0
1218232	R1A-1157102081	10	1/4-19	33,0	14,0	22,5	15,5	12,0	18,0	22,0	19,0
1218234	R1A-1157152081	12	3/8-19	38,5	16,5	25,0	18,0	12,0	22,0	27,0	22,0
1220840	R1A-1157202081	15	1/2-14	45,5	21,5	29,0	22,0	14,0	26,0	32,0	27,0
1218237	R1A-1157252081	18	1/2-14	47,5	21,5	29,0	21,5	14,0	26,0	36,0	27,0
1218239	R1A-1157302081	22	3/4-14	56,5	24,0	36,0	28,5	16,0	32,0	46,0	36,0
1218241	R1A-1157352081	28	1-11	68,0	30,5	39,0	31,5	18,0	39,0	50,0	41,0
1218243	R1A-1157452081	42	1 1/2-11	88,5	40,5	51,0	40,0	22,0	55,0	70,0	60,0

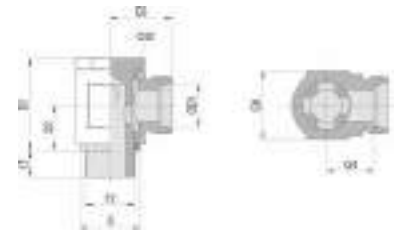
// V1A12ME035

Banjo adjustable

DIN 24° - BSPP Male with sealing-edge ring

Heavy Series

SWVE-R



Item Code	Product Code	OD1	F2	Q1 (mm)	Q2 (mm)	Q3 (mm)	Q4 (mm)	LT (mm)	G (mm)	CH (mm)	CH2 (mm)
1220836	R1A-1157502081	6	1/4-19	30,5	14,0	23,5	16,5	12,0	18,0	22,0	19,0
1218245	R1A-1157552081	8	1/4-19	31,0	14,0	23,5	16,5	12,0	18,0	22,0	19,0
1220837	R1A-1157602081	10	3/8-19	37,0	16,5	26,0	18,5	12,0	22,0	27,0	22,0
1218248	R1A-1157652081	12	3/8-19	37,5	16,5	26,0	18,5	12,0	22,0	27,0	22,0
1218250	R1A-1157752081	16	1/2-14	47,0	21,5	31,0	22,5	14,0	26,0	36,0	27,0
1218252	R1A-1157802081	20	3/4-14	55,0	24,0	38,0	27,5	16,0	32,0	46,0	36,0
1218254	R1A-1157852081	25	1-11	66,5	30,5	43,0	31,0	18,0	39,0	50,0	41,0
1218256	R1A-1157902081	30	1 1/4-11	75,5	35,5	50,0	36,5	20,0	49,0	60,0	50,0
1220843	R1A-1157952081	38	1 1/2-11	86,5	40,5	57,0	41,0	22,0	55,0	70,0	60,0

// SWVE-M

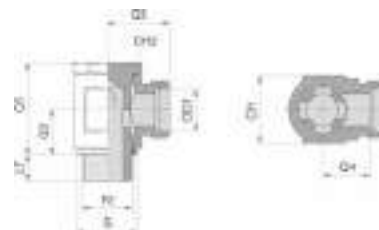
// V1A11ME50M

Banjo adjustable

DIN 24° - Metric Male with metal sealing-edge ring

Light Series

SWVE-M



Item Code	Product Code	OD1	F2	Q1 (mm)	Q2 (mm)	Q3 (mm)	Q4 (mm)	LT (mm)	G (mm)	CH (mm)	CH2 (mm)
1218197	R1A-1151002081	6	M10X1.0	23,5	10,0	17,5	10,5	6,0	14,0	14,0	14,0
1218198	R1A-1151102081	10	M14X1.5	28,0	13,0	21,0	14,0	9,0	19,0	19,0	19,0
1218199	R1A-1151152081	12	M16X1.5	33,0	15,0	22,5	15,5	9,0	21,0	22,0	22,0
1218200	R1A-1151202081	15	M18X1.5	38,0	18,5	24,5	17,5	9,0	23,0	24,0	24,0

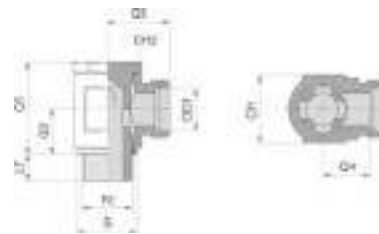
// V1A12ME50M

Banjo adjustable

DIN 24° - Metric Male with metal sealing-edge ring

Heavy Series

SWVE-M



Item Code	Product Code	OD1	F2	Q1 (mm)	Q2 (mm)	Q3 (mm)	Q4 (mm)	LT (mm)	G (mm)	CH (mm)	CH2 (mm)
1221764	R1A-1151502081	6	M12X1.5	27,0	12,0	21,0	14,0	9,0	17,0	17,0	17,0
1218201	R1A-1151552081	8	M14X1.5	28,0	13,0	22,0	15,0	9,0	19,0	19,0	19,0
1221765	R1A-1151752081	16	M22X1.5	42,0	20,5	29,5	21,0	11,0	27,0	30,0	27,0

REV.2.1

// SWVE-M-ED


// V1A11ME50I

Banjo adjustable

DIN 24° - Metric Male with soft seal

Light Series

SWVE-M-ED



Item Code	Product Code	OD1	F2	Q1 (mm)	Q2 (mm)	Q3 (mm)	Q4 (mm)	LT (mm)	G (mm)	CH (mm)	CH2 (mm)
1218218	R1A-1155012081	6	M10X1.0	25,3	10,5	19,0	12,0	8,0	14,9	19,0	14,0
1218221	R1A-1155112081	10	M14X1.5	33,0	14,0	22,5	15,5	12,0	18,9	22,0	19,0
1220780	R1A-1155162081	12	M16X1.5	38,5	16,5	25,0	18,0	12,0	21,9	27,0	22,0
1218223	R1A-1155212081	15	M18X1.5	42,5	18,5	28,0	21,0	12,0	23,9	30,0	24,0

// DSVW-M

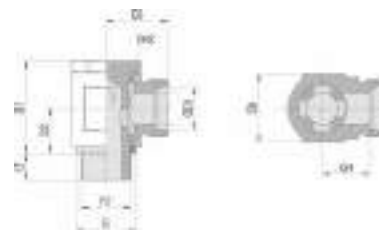
// V1A11ME505

Banjo adjustable

DIN 24° - Metric Male with sealing-edge ring

Light Series

DSVW-M



Item Code	Product Code	OD1	F2	Q1 (mm)	Q2 (mm)	Q3 (mm)	Q4 (mm)	LT (mm)	G (mm)	CH (mm)	CH2 (mm)
1218219	R1A-1155052081	8	M12X1.5	31,5	14,0	21,5	14,5	12,0	17,0	22,0	17,0
1218220	R1A-1155102081	10	M14X1.5	33,0	14,0	22,5	15,5	12,0	19,0	22,0	19,0
1218222	R1A-1155152081	12	M16X1.5	38,5	16,5	25,0	18,0	12,0	21,0	27,0	22,0
1220839	R1A-1155202081	15	M18X1.5	42,5	18,5	28,0	21,0	12,0	23,0	30,0	24,0

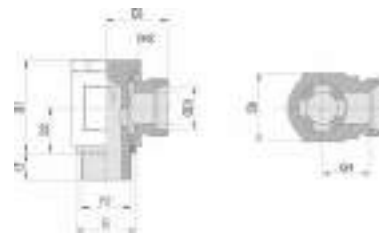
// V1A12ME505

Banjo adjustable

DIN 24° - Metric Male with sealing-edge ring

Heavy Series

DSVW-M



Item Code	Product Code	OD1	F2	Q1 (mm)	Q2 (mm)	Q3 (mm)	Q4 (mm)	LT (mm)	G (mm)	CH (mm)	CH2 (mm)
1220835	R1A-1155502081	6	M12X1.5	30,5	14,0	23,5	16,5	12,0	17,0	22,0	17,0
1224299	R1A-1155552081	8	M14X1.5	31,0	14,0	23,5	16,5	12,0	19,0	22,0	19,0
1218224	R1A-1155602081	10	M16X1.5	37,0	16,5	26,0	18,5	12,0	21,0	27,0	22,0
1218226	R1A-1155802081	20	M27X2	55,0	24,0	38,0	27,5	16,0	32,0	46,0	36,0
1220842	R1A-1155852081	25	M33X2.0	66,5	30,5	43,0	31,0	18,0	39,0	50,0	41,0



// PRESSURE WASH ADAPTERS

// PRESSURE WASH

288

287

ADAPTERS

// PRESSURE WASH

// PWA50M

Pressure Wash Straight union
Metric Male



Item Code	F1	F2	Notes
1220554	M22X1.5	M22X1.5	STANDARD LENGTH
1220555	M22X1.5	M22X1.5	LONG LENGTH

// PWA50M06M

Pressure Wash Straight Connector
Metric Male - BSPP Male



Item Code	F1	F2
1220551	M22X1.5	1/4-19
1220552	M22X1.5	3/8-19

// PWA06M50F

Pressure Wash Straight Connector
BSPP Male - Metric Swivel Female



Item Code	F1	F2
1220610	1/4-19	M22X1.5
1220550	3/8-19	M22X1.5

REV.2.1

// PWA06F50F

Pressure Wash Straight Connector
BSPP Female - Metric Swivel Female



Item Code	F1	F2
1220548	1/4-19	M22X1.5
1220549	3/8-19	M22X1.5

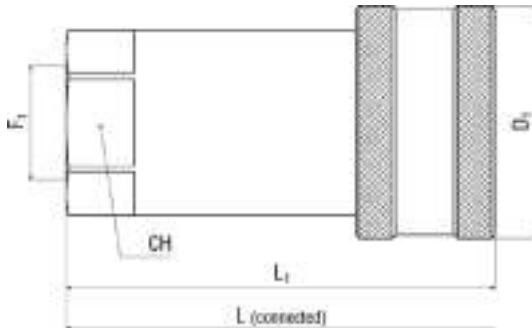


// HYDRAULIC QUICK COUPLINGS

// SVK ISO A	291	// DIAGNOSTIC	302
// SVK ISO B	293	// SCREW TYPE	303
// TEMA	294	// MULTI COUPLING	307
// PUSH PULL	296	// SVK ISO B - CAP & PLUG	319
// FLAT FACE	298	// FLAT FACE - CAP	320
// BRAKE	300	// SCREW TYPE - SOCKET & PROTECTION	321

REV.2.1

// SVK ISO A

// STANDARD ISO 7241 A - POPPET
SVK-ISO-AFemale coupling - Female thread
ISO 7241 A

Application: suitable for liquid lines with mineral oil-based hydraulic fluids to DIN 51524 T1+T2.

Material: galvanised steel with hardened parts subject to wear. NBR O-rings (other materials optional). Cr-III zinc plating through additional passivation for improved surface protection.

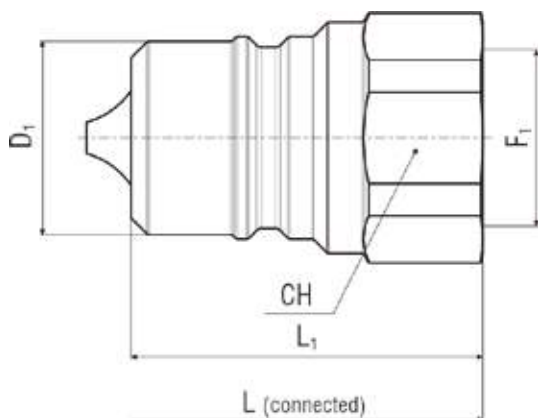
Temperature Range: -20 °C +100 °C

Thread Standard: BSPP connection according to DIN 3852-2-X, NPTF connection according to ANSI B1-20.3.

Item Code	ID (Dash)	ID (mm)	ID (in)	WP Conn. (Mpa)	BP Disconn. (Mpa)	Thread 1	F1	D1 (mm)	CH (mm)	L1 (mm)	L (mm)
1219613	4	6,0	1/4"	35,0	140,0	BSPP	1/4-19	26,0	19,0	50,0	74,2
1232129	6	10,0	3/8"	31,5	126,0	BSPP	1/2-14	32,0	27,0	56,0	74,5
1219617	8	13,0	1/2"	27,0	108,0	BSPP	1/2-14	38,5	27,0	66,0	88,2
1219609	12	19,0	3/4"	25,0	100,0	BSPP	3/4-14	48,0	34,0	82,5	110,4
1219619	16	25,0	1"	20,0	80,0	BSPP	1-11	56,0	41,0	100,0	132,9
1223504	20	32,0	1 1/4"	20,0	80,0	BSPP	1 1/4-11	70,0	50,0	117,0	150,0
1219620	24	38,0	1 1/2"	16,0	64,0	BSPP	1 1/2-11	84,5	60,0	133,0	167,0
1223392	32	51,0	2"	10,0	40,0	BSPP	2-11	99,0	75,0	165,0	210,0

Rated flow / pressure drop compliant with ISO 7241-1 standard. Specific instructions for installation, use and maintenance are separately provided.

**// STANDARD ISO 7241 A - POPPET
SVK-ISO-A**



**Male coupling - Female thread
ISO 7241 A**

Application: suitable for liquid lines with mineral oil-based hydraulic fluids to DIN 51524 T1+T2.

Material: galvanised steel with hardened parts subject to wear. NBR O-rings (other materials optional). Cr-III zinc plating through additional passivation for improved surface protection.

Temperature Range: -20 °C +100 °C

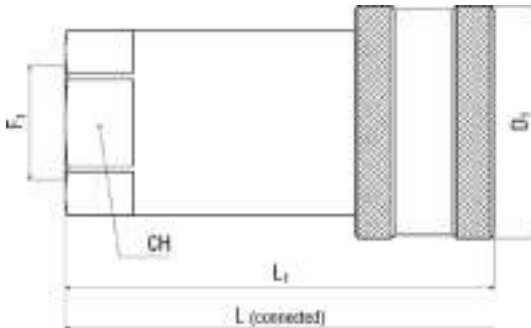
Thread Standard: BSPP connection according to DIN 3852-2-X, NPTF connection according to ANSI B1-20.3.

Item Code	ID (Dash)	ID (mm)	ID (in)	WP Conn. (Mpa)	BP Disconn. (Mpa)	Thread 1	F1	D1 (mm)	CH (mm)	L1 (mm)	L (mm)
1219611	4	6,0	1/4"	35,0	140,0	BSPP	1/4-19	11,8	19,0	38,5	74,2
1219606	6	10,0	3/8"	31,5	126,0	BSPP	3/8-19	17,3	22,0	36,5	78,5
1219615	8	13,0	1/2"	27,0	108,0	BSPP	1/2-14	20,5	27,0	44,0	88,2
1219608	12	19,0	3/4"	25,0	100,0	BSPP	3/4-14	29,0	34,0	55,0	110,4
1219618	16	25,0	1"	20,0	80,0	BSPP	1-11	34,3	41,0	66,0	132,9
1223512	20	32,0	1 1/4"	20,0	80,0	BSPP	1 1/4-11	45,0	50,0	75,0	150,0
1223511	24	38,0	1 1/2"	16,0	64,0	BSPP	1 1/2-11	55,0	60,0	83,5	167,0
1223395	32	51,0	2"	10,0	40,0	BSPP	2-11	65,0	75,0	105,0	210,0

Rated flow / pressure drop compliant with ISO 7241-1 standard. Specific instructions for installation, use and maintenance are separately provided.

REV.2.1

// SVK ISO B

// STANDARD ISO 7241 B - POPPET
SVK-ISO-BFemale coupling - Female thread
ISO 7241 B

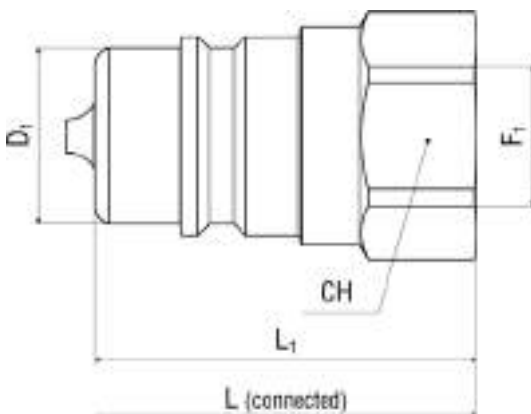
Application: suitable for liquid lines with mineral oil-based hydraulic fluids to DIN 51524 T1+T2.

Material: galvanised steel with hardened parts subject to wear. NBR O-rings (other materials optional). Cr-III zinc plating through additional passivation for improved surface protection. Also available in stainless steel.

Temperature Range: -20 °C +100 °C

Item Code	ID (Dash)	ID (mm)	ID (in)	WP Conn. (Mpa)	BP Disconn. (Mpa)	Thread 1	F1	D1 (mm)	CH (mm)	L1 (mm)	L (mm)
1223633	4	6,0	1/4"	30,0	120,0	BSPP	1/4-19	28,5	19,0	58,0	72,0
1223636	6	10,0	3/8"	28,0	112,0	BSPP	3/8-19	35,0	24,0	65,0	81,0
1223632	8	13,0	1/2"	25,0	100,0	BSPP	1/2-14	44,5	28,5	74,0	93,5
1223635	12	19,0	3/4"	20,0	80,0	BSPP	3/4-14	54,0	36,0	92,0	113,0
1223631	16	25,0	1"	15,0	60,0	BSPP	1-11	63,5	41,0	103,0	127,0

Rated flow / pressure drop compliant with ISO 7241-1 standard. Specific instructions for installation, use and maintenance are separately provided.

// STANDARD ISO 7241 B - POPPET
SVK-ISO-BMale coupling - Female thread
ISO 7241 B

Application: suitable for liquid lines with mineral oil-based hydraulic fluids to DIN 51524 T1+T2.

Material: galvanised steel with hardened parts subject to wear. NBR O-rings (other materials optional). Cr-III zinc plating through additional passivation for improved surface protection. Also available in stainless steel.

Temperature Range: -20 °C +100 °C

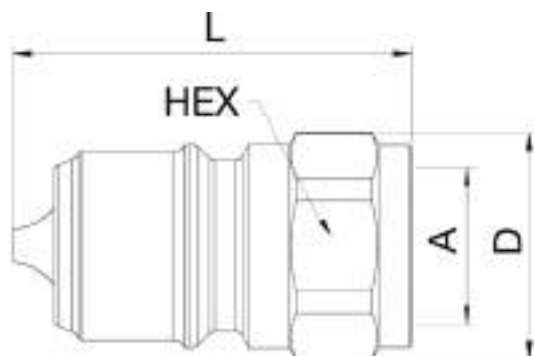
Item Code	ID (Dash)	ID (mm)	ID (in)	WP Conn. (Mpa)	BP Disconn. (Mpa)	Thread 1	F1	D1 (mm)	CH (mm)	L1 (mm)	L (mm)
1223639	4	6,0	1/4"	30,0	120,0	BSPP	1/4-19	14,2	19,0	36,0	72,0
1223642	6	10,0	3/8"	28,0	112,0	BSPP	3/8-19	19,1	24,0	40,0	81,0
1223638	8	13,0	1/2"	25,0	100,0	BSPP	1/2-14	23,5	28,5	46,5	93,5
1223641	12	19,0	3/4"	20,0	80,0	BSPP	3/4-14	31,4	36,0	56,0	113,0
1223637	16	25,0	1"	15,0	60,0	BSPP	1-11	37,8	41,0	63,0	127,0

Rated flow / pressure drop compliant with ISO 7241-1 standard. Specific instructions for installation, use and maintenance are separately provided.

// TEMA

// LOCKABLE TYPE - POPPET T-SERIES

Tema T-Series without pressure eliminator

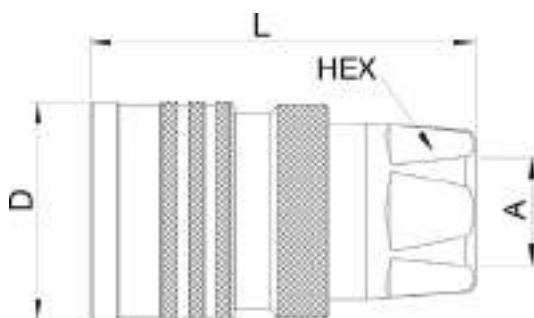


Item Code	ID (Dash)	WP Conn. (Mpa)	Thread 1	F1	CH (mm)	L1 (mm)
1219462	6	35,0	BSPP	3/8-19	22,0	42,0
1219475	12	30,0	BSPP	3/4-14	36,0	52,0
1219490	4	45,0	BSPP	1/4-19	19,0	45,0
1219498	8	32,0	BSPP	1/2-14	27,0	46,0
1219513	16	28,0	BSPP	1-11	46,0	60,0

rated flow / pressure drop values on request. Other sizes and connection types available on request.

// LOCKABLE TYPE - POPPET T-SERIES

Tema T-Series without pressure eliminator



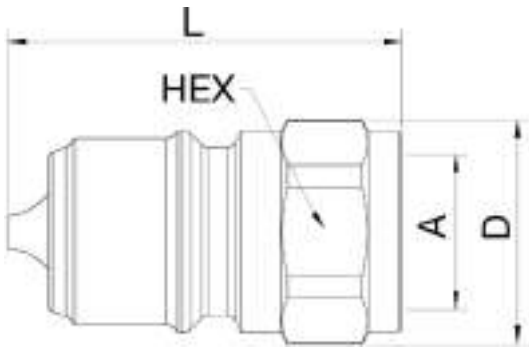
Item Code	ID (Dash)	WP Conn. (Mpa)	Thread 1	F1	CH (mm)	L1 (mm)
1219494	4	45,0	BSPP	1/4-19	21,0	64,0
1219481	12	28,0	BSPP	3/4-14	38,0	73,0
1219470	6	35,0	BSPP	3/8-19	24,0	60,0
1219505	8	30,0	BSPP	1/2-14	30,0	65,0
1219517	16	25,0	BSPP	1-11	45,0	88,0

rated flow / pressure drop values on request. Other sizes and connection types available on request.

REV.2.1

// LOCKABLE TYPE PRESSURE ELIMINATION SYSTEM - T-SERIES

Tema T-Series with pressure elimination

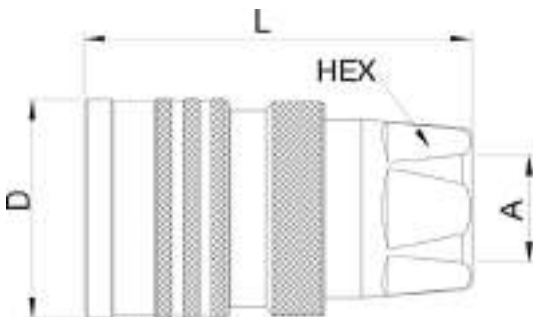


Item Code	ID (Dash)	WP Conn. (Mpa)	Thread 1	F1	CH (mm)	L1 (mm)
1219459	6	35,0	BSPP	3/8-19	22,0	60,0
1219472	12	30,0	BSPP	3/4-14	36,0	53,0
1219500	8	32,0	BSPP	1/2-14	27,0	47,0
1219511	16	28,0	BSPP	1-11	46,0	61,0

rated flow / pressure drop values on request. Other sizes and connection types available on request

// LOCKABLE TYPE PRESSURE ELIMINATION SYSTEM - POPPET T-SERIES

Tema T-Series with pressure elimination

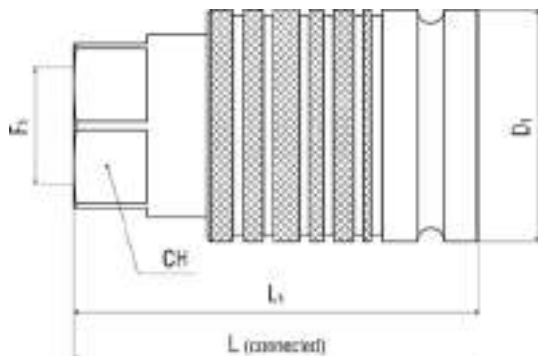


Item Code	ID (Dash)	WP Conn. (Mpa)	Thread 1	F1	CH (mm)	L1 (mm)
1219465	6	35,0	BSPP	3/8-19	24,0	60,0
1219478	12	28,0	BSPP	3/4-14	38,0	72,0
1219507	8	30,0	BSPP	1/2-14	30,0	65,0
1219515	16	25,0	BSPP	1-11	75,0	88,0

// PUSH PULL

// STANDARD ISO 7241 A PUSH PULL - POPPET SVK-1H-ISO-A

TOP COAT



Female coupling - Female thread ISO 7241 A

Application: suitable for liquid lines with mineral oil-based hydraulic fluids to DIN 51524 T1+T2. Also available for flame-resistant hydraulic fluids to VDMA 24317, for pneumatic and water hydraulics in appropriate materials on request.

Material: galvanised steel with hardened parts subject to wear. HNBR O-rings (other materials optional). Galvanised steel threaded adapters for various connection types. Thermoplastic dust cap and dust plug (see SVK-ISO-A). TOP COAT Cr-III zinc plating through additional trivalent passivation for outstanding surface protection.

Temperature Range: -30 °C +125 °C

Thread Standard: BSPP connection according to DIN 3852-2-X, NPTF connection according to ANSI B1-20.3, metric connection according to DIN 3852, SAE UNF/UN connection according to SAE J 1926-1.

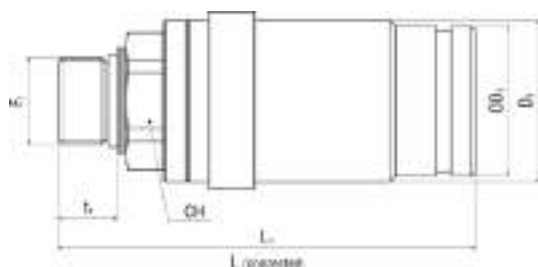
Item Code	Product Code	ID (Dash)	ID (mm)	ID (in)	WP Conn. (Mpa)	BP Disconn. (Mpa)	Thread 1	F1	D1 (mm)	CH (mm)	L1 (mm)	L (mm)
1234559	R1Q-1234559	8	13,0	1/2"	25,0	100,0	BSPP	1/2-14	38,0	27,0	63,5	86,7

Other sizes and connection types available on request. Specific instructions for installation, use and maintenance are separately provided.

// STANDARD ISO 5675 - POPPET SRK-1H

PATENT PENDING

TOP COAT



Female coupling - Male thread ISO 5675

Application: suitable for liquid lines with mineral oil-based hydraulic fluids to DIN 51524 T1+T2. Also available for flame-resistant hydraulic fluids to VDMA 24317, for pneumatic and water hydraulics in appropriate materials on request.

Material: galvanised steel with hardened parts subject to wear. TPE poppet valve seal (PTFE optional). HNBR O-rings (other materials optional). Thermoplastic dust cap and dust plug. TOP COAT Cr-III zinc plating through additional trivalent passivation for outstanding surface protection.

Temperature Range: -30 °C +125 °C

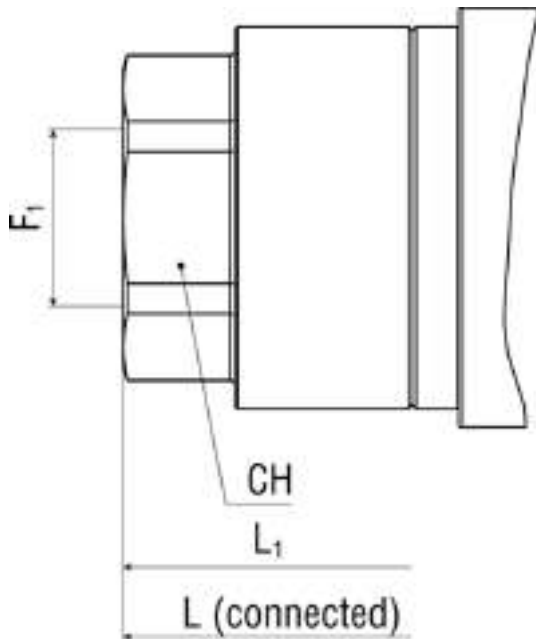
Thread Standard: metric connection according to ISO 6149-2 (DIN 3852).

Item Code	Product Code	ID (Dash)	ID (mm)	ID (in)	WP Conn. (Mpa)	BP Disconn. (Mpa)	Thread 1	F1	OD1	D1 (mm)	t1 (mm)	CH (mm)	L1 (mm)	L (mm)
1232324	R1Q-1232324	8	13,0	1/2"	25,0	100,0	D24L	M22X1.5	38	41,0	15,0	32,0	106,0	142,2

Rated flow / pressure drop values on request. Other sizes and connection types available on request.

REV.2.1

// STANDARD ISO 5675 - POPPET SRK-1H

PATENT
PENDINGTOP
COATFemale coupling - Female thread
ISO 5675

Application: suitable for liquid lines with mineral oil-based hydraulic fluids to DIN 51524 T1+T2. Also available for flame-resistant hydraulic fluids to VDMA 24317, for pneumatic and water hydraulics in appropriate materials on request.

Material: galvanised steel with hardened parts subject to wear. TPE poppet valve seal (PTFE optional). HNBR O-rings (other materials optional). Thermoplastic dust cap and dust plug. TOP COAT Cr-III zinc plating through additional trivalent passivation for outstanding surface protection.

Temperature Range: -30 °C +125 °C

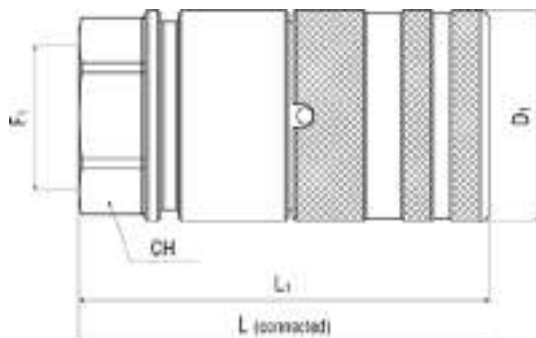
Thread Standard: BSPP connection according to DIN 3852-2-X, NPTF connection according to ANSI B1-20.3.

Item Code	Product Code	ID (Dash)	ID (mm)	ID (in)	WP Conn. (Mpa)	BP Disconn. (Mpa)	Thread 1	F1	D1 (mm)	CH (mm)	L1 (mm)	L (mm)
1235028	R1Q-1235028	8	13,0	1/2"	25,0	100,0	BSPP	1/2-14	41,0	32,0	104,0	140,2

Rated flow / pressure drop values on request. Other sizes and connection types available on request.

// FLAT FACE

// STANDARD ISO 16028 - FLAT FACE FPK



PATENT PENDING

TOP COAT

Female coupling - Female thread ISO 16028

Application: suitable for liquid lines with mineral oil-based hydraulic fluids to DIN 51524 T1+T2. Also available for flame-resistant hydraulic fluids to VDMA 24317, for pneumatic and water hydraulics in appropriate materials on request.

Material: galvanised steel with hardened parts subject to wear. HNBR seals (other materials on request). Backup rings PTFE. Thermoplastic dust cap and dust plug. TOP COAT Cr-III zinc plating through additional trivalent passivation for outstanding surface protection.

Temperature Range: -30 °C +125 °C

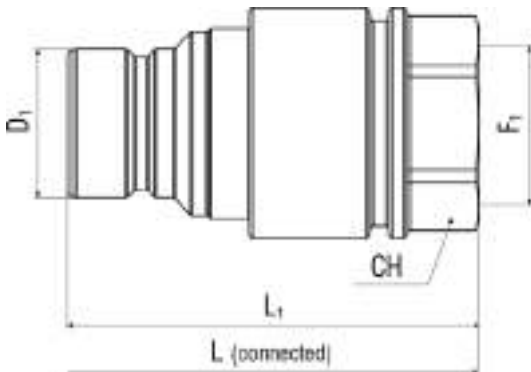
Thread Standard: BSPP connection according to DIN 3852-2-X, NPTF connection according to ANSI B1-20.3, metric connection according to ISO 6149-1, SAE UNF/UN connection according to SAE J 1926-1.

Item Code	ID (Dash)	ID (mm)	ID (in)	WP Conn. (Mpa)	BP Disconn. (Mpa)	Thread 1	F1	D1 (mm)	CH (mm)	L1 (mm)	L (mm)
1229101	4	6,0	1/4"	35,0	140,0	BSPP	1/4-19	26,0	22,0	57,8	97,0
1229102	6	10,0	3/8"	35,0	140,0	BSPP	3/8-19	32,0	27,0	69,3	117,0
1224380	6	10,0	3/8"	35,0	140,0	BSPP	1/2-14	32,0	27,0	69,3	117,0
1245443	6	10,0	3/8"	35,0	140,0	BSPP	3/8-19	32,0	27,0	87,5	
1224381	8	13,0	1/2"	35,0	140,0	BSPP	3/4-14	38,0	32,0	74,5	125,0
1229103	8	13,0	1/2"	35,0	140,0	BSPP	1/2-14	38,0	32,0	74,5	125,0
1249493	8	13,0	1/2"	35,0	140,0	BSPP	1/2-14	38,0	36,0	74,5	125,0
1232287	10	16,0	5/8"	35,0	140,0	BSPP	3/4-14	40,0	34,0	81,3	134,0
1229105	12	19,0	3/4"	35,0	140,0	BSPP	3/4-14	48,0	42,0	93,0	156,0
1224382	12	19,0	3/4"	35,0	140,0	BSPP	1-11	48,0	42,0	93,0	156,0
1249492	12	19,0	3/4"	35,0	140,0	BSPP	3/4-14	48,0	46,0	93,0	156,0
1231464	16	25,0	1"	35,0	140,0	BSPP	1-11	55,0	50,0	101,0	177,0
1229106	16	25,0	1"	35,0	140,0	BSPP	1 1/4-11	55,0	50,0	101,0	177,0

Other sizes and connection types available on request. Specific instructions for installation, use and maintenance are separately provided.

REV.2.1

// STANDARD ISO 16028 - FLAT FACE FPK

PATENT
PENDINGTOP
COAT

Male coupling - Female thread ISO 16028

Application: suitable for liquid lines with mineral oil-based hydraulic fluids to DIN 51524 T1+T2. Also available for flame-resistant hydraulic fluids to VDMA 24317, for pneumatic and water hydraulics in appropriate materials on request.

Material: galvanised steel with hardened parts subject to wear. HNBR seals (other materials on request). Backup rings PTFE. Thermoplastic dust cap and dust plug. TOP COAT Cr-III zinc plating through additional trivalent passivation for outstanding surface protection.

Temperature Range: -30 °C +125 °C

Thread Standard: BSPP connection according to DIN 3852-2-X, NPTF connection according to ANSI B1-20.3, metric connection according to ISO 6149-1, SAE UNF/UN connection according to SAE J 1926-1.

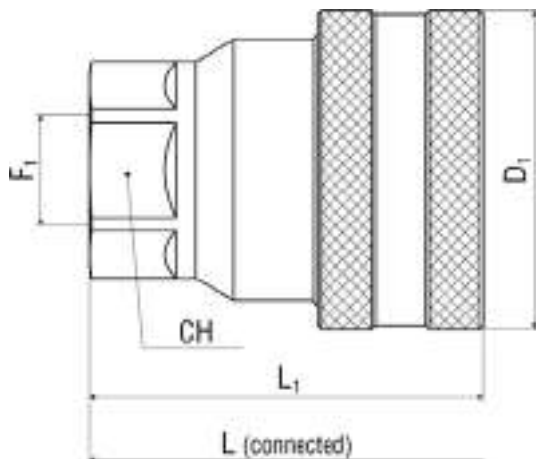
Item Code	ID (Dash)	ID (mm)	ID (in)	WP Conn. (Mpa)	BP Disconn. (Mpa)	Thread 1	F1	D1 (mm)	CH (mm)	L1 (mm)	L (mm)
1229109	4	6,0	1/4"	35,0	140,0	BSPP	1/4-19	16,2	20,0	50,5	97,0
1229111	6	10,0	3/8"	35,0	140,0	BSPP	1/2-14	19,7	27,0	64,0	117,0
1229110	6	10,0	3/8"	35,0	140,0	BSPP	3/8-19	19,7	27,0	64,0	117,0
1229112	8	13,0	1/2"	35,0	140,0	BSPP	1/2-14	24,6	32,0	72,0	129,0
1224377	8	13,0	1/2"	35,0	140,0	BSPP	3/4-14	24,6	32,0	68,0	125,0
1232288	10	16,0	5/8"	35,0	140,0	BSPP	3/4-14	27,0	34,0	70,0	134,0
1224378	12	19,0	3/4"	35,0	140,0	BSPP	1-11	29,9	42,0	85,0	156,0
1229113	12	19,0	3/4"	35,0	140,0	BSPP	3/4-14	29,9	42,0	85,0	156,0
1249981	12	19,0	3/4"	35,0	140,0	BSPP	3/4-14	29,9	46,0	85,0	156,0
1231463	16	25,0	1"	35,0	140,0	BSPP	1-11	36,0	50,0	99,0	177,0
1229114	16	25,0	1"	35,0	140,0	BSPP	1 1/4-11	36,0	50,0	99,0	177,0

Other sizes and connection types available on request. Specific instructions for installation, use and maintenance are separately provided.

// BRAKE

// STANDARD ISO 5676 - BRAKE VALVE BK

TOP COAT



Female coupling - Female thread ISO 5676

Application: suitable for liquid lines with mineral oil-based hydraulic fluids to DIN 51524 T1+T2. Also available for flame-resistant hydraulic fluids to VDMA 24317, for pneumatic and water hydraulics in appropriate materials on request.

Material: galvanised steel with hardened parts subject to wear. HNBR O-rings (other materials optional). Thermoplastic dust cap and dust plug. TOP COAT Cr-III zinc plating through additional trivalent passivation for outstanding surface protection.

Temperature Range: -30 °C +125 °C

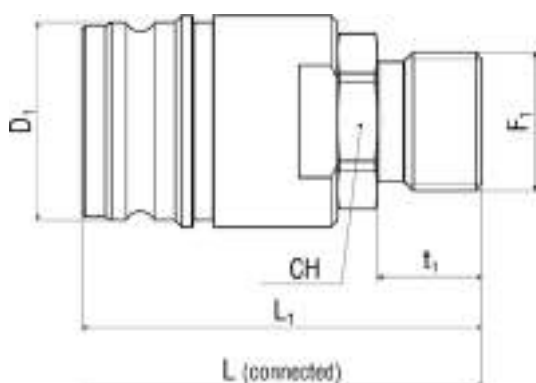
Thread Standard: BSPP connection according to DIN 3852-2-X, metric connection according to ISO 6149-1.

Item Code	ID (Dash)	ID (mm)	ID (in)	WP Conn. (Mpa)	BP Disconn. (Mpa)	Thread 1	F1	D1 (mm)	CH (mm)	L1 (mm)
1219432	6	10,0	3/8"	25,0	100,0	BSPP	1/2-14	44,0	27,0	58,7
1219386	6	10,0	3/8"	25,0	100,0	BSPP	3/8-19	44,0	27,0	54,7
1233607	6	10,0	3/8"	25,0	100,0	MET	M18X1.5	44,0	27,0	50,7

Rated flow / pressure drop values on request. Other sizes and connection types available on request.

// STANDARD ISO 5676 - BRAKE COUPLING BK

TOP COAT



Male coupling - Male thread ISO 5676

Application: suitable for liquid lines with mineral oil-based hydraulic fluids to DIN 51524 T1+T2. Also available for flame-resistant hydraulic fluids to VDMA 24317, for pneumatic and water hydraulics in appropriate materials on request.

Material: galvanised steel with hardened parts subject to wear. HNBR O-rings (other materials optional). Thermoplastic dust cap and dust plug. TOP COAT Cr-III zinc plating through additional trivalent passivation for outstanding surface protection.

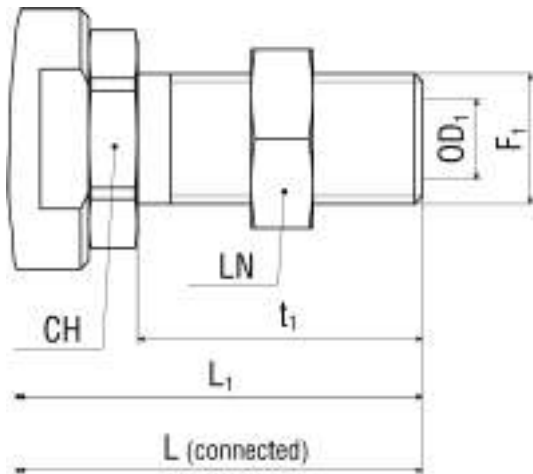
Temperature Range: -30 °C +125 °C

Thread Standard: BSPP connection according to DIN 3852-2-X.

Item Code	ID (Dash)	ID (mm)	ID (in)	WP Conn. (Mpa)	BP Disconn. (Mpa)	Thread 1	F1	D1 (mm)	t1 (mm)	CH (mm)	L1 (mm)
1246439	6	10,0	3/8"	25,0	100,0	BSP60	1/2-14	30,0	14,0	27,0	64,0
1219429	6	10,0	3/8"	25,0	100,0	BSPP	1/2-14	30,0	16,0	24,0	61,0
1249106	6	10,0	3/8"	25,0	100,0	BSPP	1/2-14	30,0	16,0	24,0	61,0
1252258	6	10,0	3/8"	25,0	100,0	BSPP	1/2-14	32,0		27,0	59,0

Rated flow / pressure drop values on request. Other sizes and connection types available on request.

REV.2.1

// STANDARD ISO 5676 - BRAKE
COUPLING BKTOP
COATMale coupling - Metric 24° light/heavy series
bulkhead

ISO 5676

Application: suitable for liquid lines with mineral oil-based hydraulic fluids to DIN 51524 T1+T2. Also available for flame-resistant hydraulic fluids to VDMA 24317, for pneumatic and water hydraulics in appropriate materials on request.

Material: galvanised steel with hardened parts subject to wear. HNBR O-rings (other materials optional). Thermoplastic dust cap and dust plug. TOP COAT Cr-III zinc plating through additional trivalent passivation for outstanding surface protection.

Temperature Range: -30 °C +125 °C

Thread Standard: metric connection according to DIN EN ISO 8434-1.

Item Code	ID (Dash)	ID (mm)	ID (in)	WP Conn. (Mpa)	BP Disconn. (Mpa)	Thread 1	F1	OD1	D1 (mm)	t1 (mm)	CH (mm)	LN (mm)	L1 (mm)
1219431	6	10,0	3/8"	25,0	100,0	D24L	M16X1.5	10	30,0	35,0	24,0	22,0	80,0
1233608	6	10,0	3/8"	25,0	100,0	D24L	M18X1.5	12	30,0	36,0	24,0	24,0	81,0
1219430	6	10,0	3/8"	25,0	100,0	D24L	M22X1.5	15	30,0	38,0	24,0	27,0	83,0
1233609	6	10,0	3/8"	25,0	100,0	D24S	M20X1.5	12	30,0	38,0	24,0	27,0	83,0

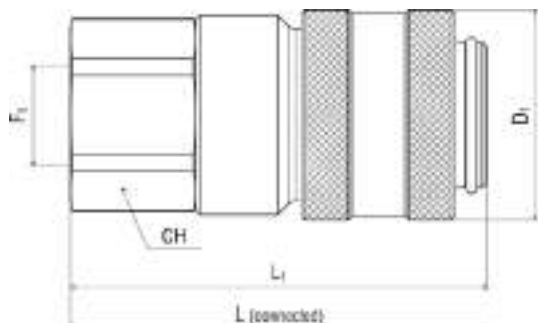
Rated flow / pressure drop values on request. Other sizes and connection types available on request.

// DIAGNOSTIC

// STANDARD ISO 15171-1 - DIAGNOSTIC DK

TOP COAT

Female coupling - Female thread ISO 15171-1



Application: suitable for liquid lines with mineral oil-based hydraulic fluids to DIN 51524 T1+T2. Also available for flame-resistant hydraulic fluids to VDMA 24317, for pneumatic and water hydraulics in appropriate materials on request.

Material: galvanised steel with hardened parts subject to wear. HNBR O-rings (other materials optional). Thermoplastic dust cap and dust plug. TOP COAT Cr-III zinc plating through additional trivalent passivation for outstanding surface protection.

Temperature Range: -30 °C +125 °C

Thread Standard: NPTF connection according to ANSI B1-20.3, metric connection according to ISO 6149-1, SAE UNF/UN connection according to SAE J 1926-1.

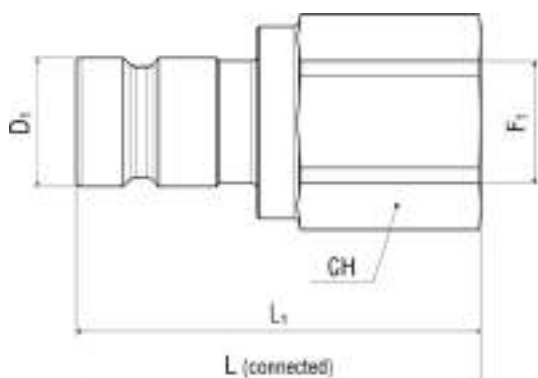
Item Code	ID (Dash)	ID (mm)	ID (in)	WP Conn. (Mpa)	BP Disconn. (Mpa)	Thread 1	F1	D1 (mm)	CH (mm)	L1 (mm)
1233582	4	6,0	1/4"	47,0	188,0	NPTF	1/8-27	25,0	21,0	50,0
1233583	4	6,0	1/4"	47,0	188,0	NPTF	1/4-18	25,0	21,0	50,0

Rated flow / pressure drop values on request. Other sizes and connection types available on request.

// STANDARD ISO 15171-1 - DIAGNOSTIC DK

TOP COAT

Male coupling - Female thread ISO 15171-1



Application: suitable for liquid lines with mineral oil-based hydraulic fluids to DIN 51524 T1+T2. Also available for flame-resistant hydraulic fluids to VDMA 24317, for pneumatic and water hydraulics in appropriate materials on request.

Material: galvanised steel with hardened parts subject to wear. HNBR O-rings (other materials optional). Thermoplastic dust cap and dust plug. TOP COAT Cr-III zinc plating through additional trivalent passivation for outstanding surface protection.

Temperature Range: -30 °C +125 °C

Thread Standard: NPTF connection according to ANSI B1-20.3.

Item Code	ID (Dash)	ID (mm)	ID (in)	WP Conn. (Mpa)	BP Disconn. (Mpa)	Thread 1	F1	D1 (mm)	CH (mm)	L1 (mm)
1233587	4	6,0	1/4"	47,0	188,0	NPTF	1/8-27	12,6	19,0	39,8
1233588	4	6,0	1/4"	47,0	188,0	NPTF	1/4-18	12,6	19,0	45,3

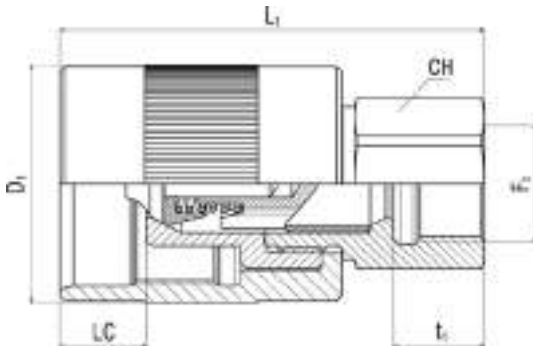
Rated flow / pressure drop values on request. Other sizes and connection types available on request.

REV.2.1

SCREW TYPE

SCREW COUPLING - POPPET HDK

TOP COAT



Female coupling (fixed part) - Female thread ISO 14541

Application: suitable for liquid lines with mineral oil-based hydraulic fluids to DIN 51524 and DIN 51525. Also available for flame-resistant hydraulic fluids to VDMA 24317, for pneumatics and water hydraulics in appropriate materials on request.

Material: galvanised steel. TPE poppet valve seal (PTFE optional). HNBR O-rings (other materials optional). Polyethylene dust cap and plug. Stainless steel compression spring. TOP COAT Cr-III zinc plating through additional trivalent passivation for outstanding surface protection.

Temperature Range: -30 °C +125 °C

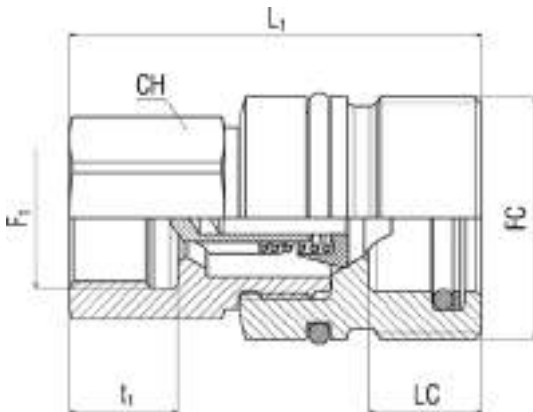
Thread Standard: metric connection according to DIN EN ISO 8434-1.

Item Code	ID (Dash)	ID (mm)	ID (in)	WP Conn. (Mpa)	Thread 1	F1	FC	t1 (mm)	CH (mm)	LC (mm)	L1 (mm)
1219538	5	8,0	5/16"	45,0	BSPP	3/8-19	M28x2	14,0	22,0	14,5	55,0
1219537	8	13,0	1/2"	40,0	BSPP	1/2-14	M36x2	16,0	27,0	17,0	60,5
1219535	16	25,0	1"	31,5	BSPP	1-11	M48x3	20,0	41,0	26,0	92,5
1219536	16	25,0	1"	31,5	BSPP	3/4-14	M48x3	18,0	41,0	26,0	89,5
1230056	20	32,0	1 1/4"	31,5	BSPP	1 1/4-11	M70x3		55,0	36,0	115,0

Other sizes and connection types available on request. Specific instructions for installation, use and maintenance are separately provided.

SCREW COUPLING - POPPET HDK

TOP COAT



Male coupling (loose part) - Female thread ISO 14541

Application: suitable for liquid lines with mineral oil-based hydraulic fluids to DIN 51524 and DIN 51525. Also available for flame-resistant hydraulic fluids to VDMA 24317, for pneumatics and water hydraulics in appropriate materials on request.

Material: galvanised steel. TPE poppet valve seal (PTFE optional). HNBR O-rings (other materials optional). Polyethylene dust cap and plug. Stainless steel compression spring. TOP COAT Cr-III zinc plating through additional trivalent passivation for outstanding surface protection.

Temperature Range: -30 °C +125 °C

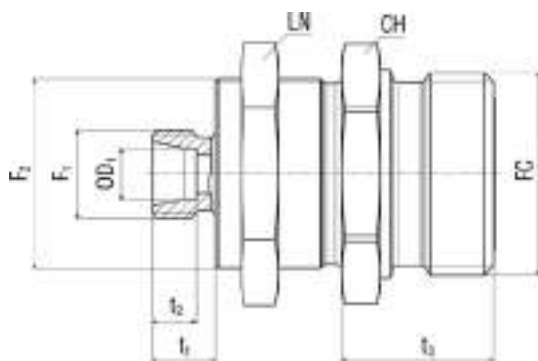
Thread Standard: BSPP connection according to DIN 3852-2-X, NPTF connection according to ANSI B1-20.3, SAE UNF/UN connection according to SAE J 1926-1.

Item Code	ID (Dash)	ID (mm)	ID (in)	WP Conn. (Mpa)	Thread 1	F1	D1 (mm)	t1 (mm)	CH (mm)	LC (mm)	L1 (mm)
1219530	5	8,0	5/16"	45,0	BSPP	3/8-19	34,0	14,0	22,0	12,5	65,0
1219529	8	13,0	1/2"	40,0	BSPP	1/2-14	42,0	16,0	27,0	15,5	74,5
1219528	16	25,0	1"	31,5	BSPP	3/4-14	55,0	18,0	41,0	11,0	98,0
1219527	16	25,0	1"	31,5	BSPP	1-11	55,0	20,0	41,0	11,0	101,0
1230063	20	32,0	1 1/4"	31,5	BSPP	1 1/4-11	80,0		55,0	10,0	117,0

Other sizes and connection types available on request. Specific instructions for installation, use and maintenance are separately provided.

// SCREW COUPLING - FLAT FACE RK

TOP COAT



Female coupling (fixed part with hexagon nut) - Metric 24° light/heavy series

Application: suitable for liquid lines with mineral oil-based hydraulic fluids to DIN 51524 and DIN 51525. Also available for flame-resistant hydraulic fluids to VDMA 24317, for pneumatics and water hydraulics in appropriate materials on request.

Material: galvanised steel housing and internal components. Brass vent sleeve in the loose half. All seals HNBR (FPM seals optional). Polyethylene dust cap and plug. TOP COAT Cr-III zinc plating through additional trivalent passivation for outstanding surface protection.

Temperature Range: -30 °C +125 °C

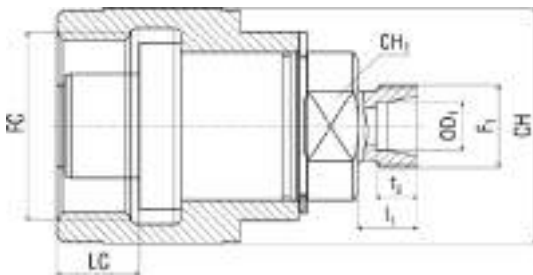
Thread Standard: metric connection according to DIN 8434-1.

Item Code	ID (Dash)	ID (mm)	ID (in)	WP Conn. (Mpa)	Thread 1	F1	F2	OD1	FC	t1 (mm)	t2 (mm)	t3 (mm)	CH (mm)	LN (mm)
1228975	6	10,0	3/8"	31,5	D24L	M16X1.5	M30x1	10	M32x3	11,0	7,0	24,0	36,0	36,0
1228977	6	10,0	3/8"	31,5	D24L	M18X1.5	M30x1	12	M32x3	11,0	7,0	24,0	36,0	36,0
1228973	6	10,0	3/8"	31,5	D24L	M14X1.5	M30x1	8	M32x3	10,0	7,0	24,0	36,0	36,0
1228979	10	16,0	5/8"	31,5	D24L	M22X1.5	M45x1,5	15	M48x3	12,0	7,0	35,0	55,0	55,0
1228981	10	16,0	5/8"	31,5	D24L	M26X1.5	M45x1,5	18	M48x3	12,0	7,5	35,0	55,0	55,0
1228983	16	25,0	1"	16,0	D24L	M30X2	M56x1,5	22	M60x3	14,0	7,5	34,0	64,0	70,0
1228985	16	25,0	1"	16,0	D24L	M36X2	M56x1,5	28	M60x3	14,0	7,5	34,0	64,0	70,0
1228987	6	10,0	3/8"	31,5	D24S	M18X1.5	M30x1	10	M32x3	12,0	7,5	24,0	36,0	36,0
1228989	6	10,0	3/8"	31,5	D24S	M20X1.5	M30x1	12	M32x3	12,0	7,5	24,0	36,0	36,0
1228990	6	10,0	3/8"	31,5	D24S	M22X1.5	M30x1	14	M32x3	14,0	8,0	24,0	36,0	36,0
1222558	10	16,0	5/8"	31,5	D24S	M24X1.5	M45x1,5	16	M48x3	14,0	8,5	35,0	55,0	55,0
1228993	10	16,0	5/8"	31,5	D24S	M30X2	M45x1,5	20	M48x3	16,0	10,5	35,0	55,0	55,0
1243350	10	16,0	5/8"	31,5	D24S	M30X2	M45x1,5	20	M48x3	16,0	10,5	35,0	55,0	55,0
1228995	16	25,0	1"	16,0	D24S	M36X2	M56x1,5	25	M60x3	18,0	12,0	34,0	64,0	70,0
1228997	16	25,0	1"	16,0	D24S	M42X2	M56x1,5	30	M60x3	20,0	13,5	34,0	64,0	70,0

Other sizes and connection types available on request. Specific instructions for installation, use and maintenance are separately provided.

REV.2.1

SCREW COUPLING - FLAT FACE RK



TOP COAT

Male coupling (loose part) - Metric 24° light/heavy series

Application: suitable for liquid lines with mineral oil-based hydraulic fluids to DIN 51524 and DIN 51525. Also available for flame-resistant hydraulic fluids to VDMA 24317, for pneumatics and water hydraulics in appropriate materials on request.

Material: galvanised steel housing and internal components. Brass vent sleeve in the loose half. All seals HNBR (FPM seals optional). Polyethylene dust cap and plug. TOP COAT Cr-III zinc plating through additional trivalent passivation for outstanding surface protection.

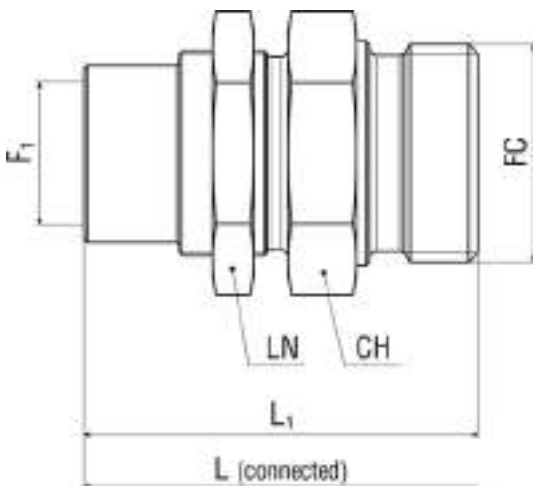
Temperature Range: -30 °C +125 °C

Thread Standard: metric connection according to DIN 8434-1.

Item Code	ID (Dash)	ID (mm)	ID (in)	WP Conn. (Mpa)	Thread 1	F1	OD1	FC	LC (mm)	t1 (mm)	t2 (mm)	CH (mm)	CH1 (mm)
1229630	6	10,0	3/8"	31,5	D24L	M16X1.5	10	M32x3	14,0	11,0	7,0	40,0	32,0
1229631	6	10,0	3/8"	31,5	D24L	M18X1.5	12	M32x3	14,0	11,0	7,0	40,0	32,0
1229629	6	10,0	3/8"	31,5	D24L	M14X1.5	8	M32x3	14,0	10,0	7,0	40,0	32,0
1229632	10	16,0	5/8"	31,5	D24L	M22X1.5	15	M48x3	24,0	12,0	7,0	60,0	32,0
1229633	10	16,0	5/8"	31,5	D24L	M26X1.5	18	M48x3	24,0	12,0	7,5	60,0	32,0
1229634	16	25,0	1"	16,0	D24L	M30X2	22	M60x3	28,0	14,0	7,5	154,0	41,0
1229635	16	25,0	1"	16,0	D24L	M36X2	28	M60x3	28,0	14,0	7,5	154,0	41,0
1229636	6	10,0	3/8"	31,5	D24S	M18X1.5	10	M32x3	14,0	12,0	7,5	40,0	32,0
1229637	6	10,0	3/8"	31,5	D24S	M20X1.5	12	M32x3	14,0	12,0	7,5	40,0	32,0
1229638	6	10,0	3/8"	31,5	D24S	M22X1.5	14	M32x3	14,0	14,0	8,0	40,0	32,0
1222559	10	16,0	5/8"	31,5	D24S	M24X1.5	16	M48x3	24,0	14,0	8,5	60,0	32,0
1229640	10	16,0	5/8"	31,5	D24S	M30X2	20	M48x3	24,0	16,0	10,5	60,0	32,0
1229641	16	25,0	1"	16,0	D24S	M36X2	25	M60x3	28,0	18,0	12,0	154,0	41,0
1229642	16	25,0	1"	16,0	D24S	M42X2	30	M60x3	28,0	20,0	13,5	154,0	41,0

Other sizes and connection types available on request. Specific instructions for installation, use and maintenance are separately provided.

SCREW COUPLING - FLAT FACE RK



TOP COAT

Female coupling (fixed part with hexagon nut) - Female thread

Application: suitable for liquid lines with mineral oil-based hydraulic fluids to DIN 51524 and DIN 51525. Also available for flame-resistant hydraulic fluids to VDMA 24317, for pneumatics and water hydraulics in appropriate materials on request.

Material: galvanised steel housing and internal components. Brass vent sleeve in the loose half. All seals HNBR (FPM seals optional). Polyethylene dust cap and plug. TOP COAT Cr-III zinc plating through additional trivalent passivation for outstanding surface protection.

Temperature Range: -30 °C +125 °C

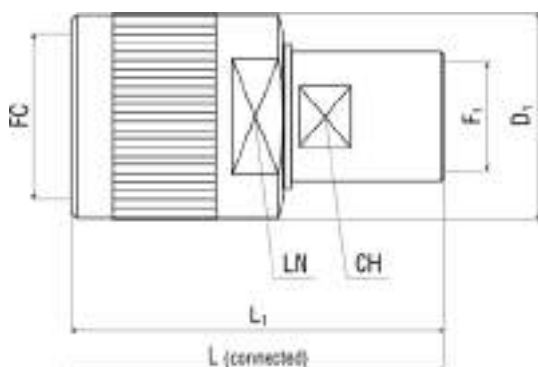
Thread Standard: BSPP connection according to DIN 3852-2-X.

Item Code	ID (Dash)	ID (mm)	ID (in)	WP Conn. (Mpa)	Thread 1	F1	FC	CH (mm)	LN (mm)	L1 (mm)	L (mm)
1232376	6	10,0	3/8"	31,5	BSPP	1/2-14	M32x3	36,0	36,0	58,0	116,0
1232377	10	16,0	5/8"	31,5	BSPP	3/4-14	M48x3	55,0	55,0	82,0	144,0
1232378	16	25,0	1"	16,0	BSPP	1-11	M60x3	64,0	70,0	78,0	165,5

Other sizes and connection types available on request. Specific instructions for installation, use and maintenance are separately provided.

// SCREW COUPLING - FLAT FACE RK

TOP COAT



Male coupling (loose part) - Female thread

Application: suitable for liquid lines with mineral oil-based hydraulic fluids to DIN 51524 and DIN 51525. Also available for flame-resistant hydraulic fluids to VDMA 24317, for pneumatics and water hydraulics in appropriate materials on request.

Material: galvanised steel housing and internal components. Brass vent sleeve in the loose half. All seals HNBR (FPM seals optional). Polyethylene dust cap and plug. TOP COAT Cr-III zinc plating through additional trivalent passivation for outstanding surface protection.

Temperature Range: -30 °C +125 °C

Thread Standard: BSPP connection according to DIN 3852-2-X.

Item Code	ID (Dash)	ID (mm)	ID (in)	WP Conn. (Mpa)	Thread 1	F1	FC	D1 (mm)	CH (mm)	CH1 (mm)	L1 (mm)	L (mm)
1232379	6	10,0	3/8"	31,5	BSPP	1/2-14	M32x3	40,0	22,0	32,0	37,0	116,0
1232380	10	16,0	5/8"	31,5	BSPP	3/4-14	M48x3	60,0	32,0	50,0	86,0	144,0
1232381	16	25,0	1"	16,0	BSPP	1-11	M60x3	154,0	41,0	41,0	88,5	165,5

Other sizes and connection types available on request. Specific instructions for installation, use and maintenance are separately provided. Code 1232381: D1 with hand wheel

REV.2.1

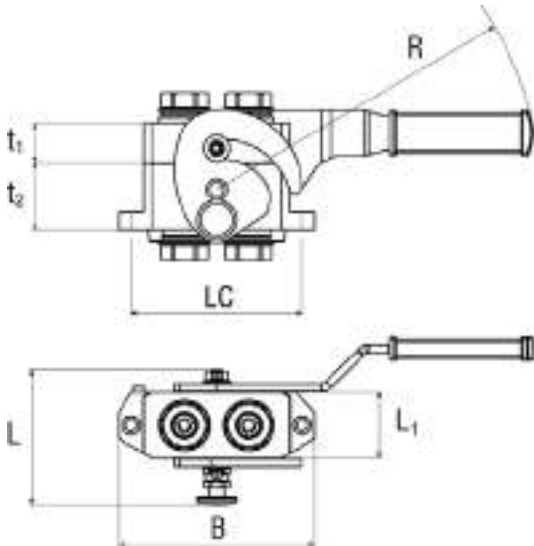
MULTI COUPLING

MULTI-K 2X3/8" AND MULTI-K 2X1/2"

Mobile male - Female thread

PATENT PENDING

TOP COAT



Item Code	ID (Dash)	ID (mm)	ID (in)	BP Conn. (Mpa)	Thread 1	F1	Lines	t1 (mm)	t2 (mm)	LC (mm)	L1 (mm)	L (mm)	B (mm)	R (mm)
1232490	6	10,0	3/8"	100,0	BSPP	3/8-19	2x3/8	30,0		130,0	50,0	102,0	149,0	245
1232492	8	13,0	1/2"	100,0	BSPP	1/2-14	2x1/2	30,0		130,0	50,0	102,0	149,0	245

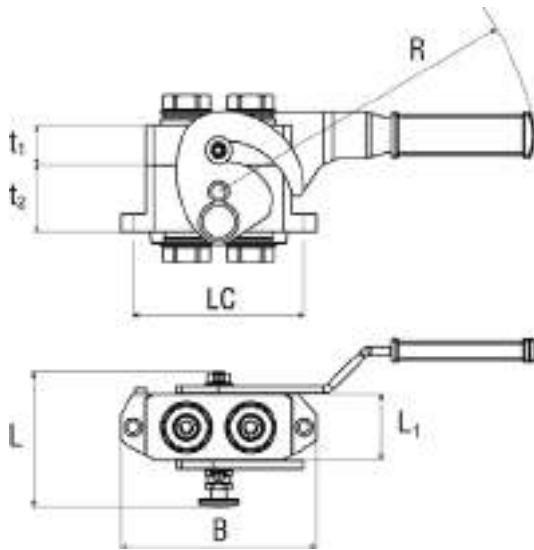
A complete range of spare parts and accessories are available. Specific instructions for installation, use and maintenance are separately provided. Electric connection also available.

// MULTI-K 2X3/8" AND MULTI-K 2X1/2"

Fixed female - Female thread

PATENT PENDING

TOP COAT



Item Code	ID (Dash)	ID (mm)	ID (in)	BP Conn. (Mpa)	Thread 1	F1	Lines	t1 (mm)	t2 (mm)	LC (mm)	L1 (mm)	L (mm)	B (mm)	R (mm)
1232491	6	10,0	3/8"	100,0	BSPP	3/8-19	2x3/8		51,0	130,0	50,0	102,0	149,0	245
1232493	8	13,0	1/2"	100,0	BSPP	1/2-14	2x1/2		51,0	130,0	50,0	102,0	149,0	245

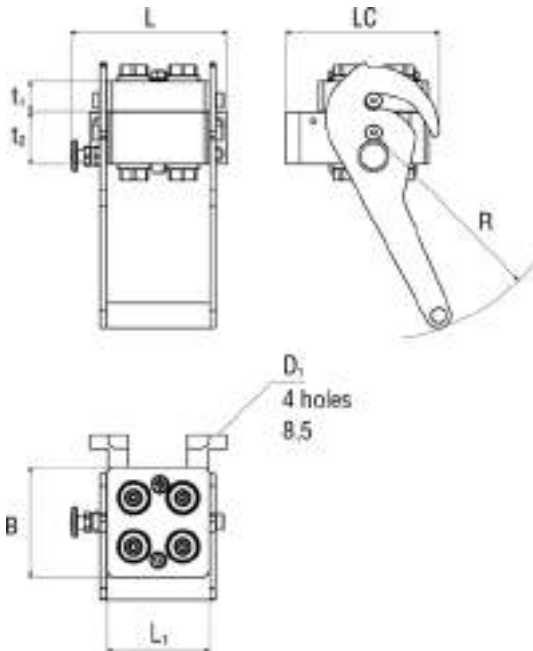
A complete range of spare parts and accessories are available. Specific instructions for installation, use and maintenance are separately provided. Electric connection also available.

REV.2.1

// MULTI-K 4X3/8"Q AND MULTI-K 4X1/2"Q - 250 BAR

PATENT PENDING

TOP COAT



Item Code	ID (Dash)	ID (mm)	ID (in)	BP Conn. (Mpa)	Thread 1	F1	Lines	t1 (mm)	t2 (mm)	LC (mm)	L1 (mm)	L (mm)	B (mm)	R (mm)
1232494	6	10,0	3/8"	100,0	BSPP	3/8-19	4x3/8	30,0		150,0	100,0	153,0	108,0	203
1232496	8	13,0	1/2"	100,0	BSPP	1/2-14	4x1/2	30,0		150,0	100,0	153,0	108,0	203

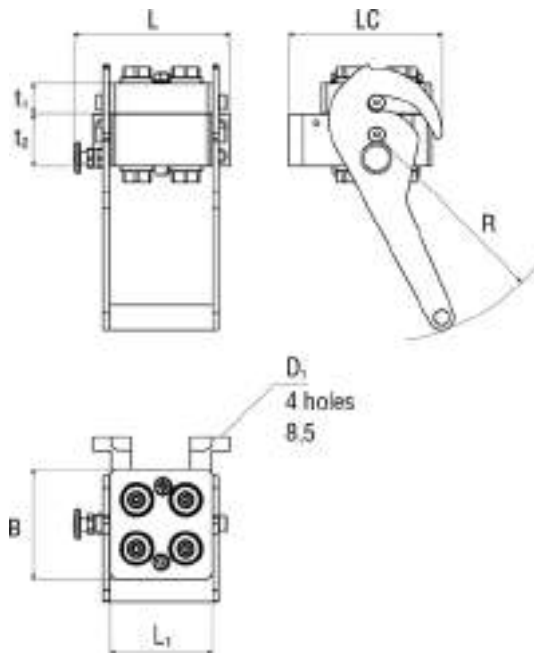
A complete range of spare parts and accessories are available. Specific instructions for installation, use and maintenance are separately provided. Electric connection also available.

// MULTI-K 4X3/8"Q AND MULTI-K 4X1/2"Q - 250 BAR

Fixed female - Female thread

PATENT PENDING

TOP COAT



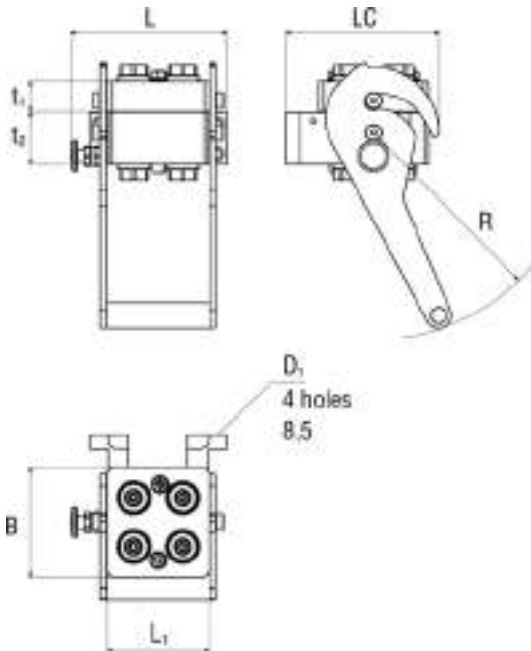
Item Code	ID (Dash)	ID (mm)	ID (in)	BP Conn. (Mpa)	Thread 1	F1	Lines	t1 (mm)	t2 (mm)	LC (mm)	L1 (mm)	L (mm)	B (mm)	R (mm)
1232495	6	10,0	3/8"	100,0	BSPP	3/8-19	4x3/8		51,0	150,0	100,0	153,0	108,0	203
1232497	8	13,0	1/2"	100,0	BSPP	1/2-14	4x1/2		51,0	150,0	100,0	153,0	108,0	203

A complete range of spare parts and accessories are available. Specific instructions for installation, use and maintenance are separately provided. Electric connection also available.

REV.2.1

// MULTI-K 4X3/8"Q AND MULTI-K 4X1/2"Q - 350 BAR

Mobile male - Female thread

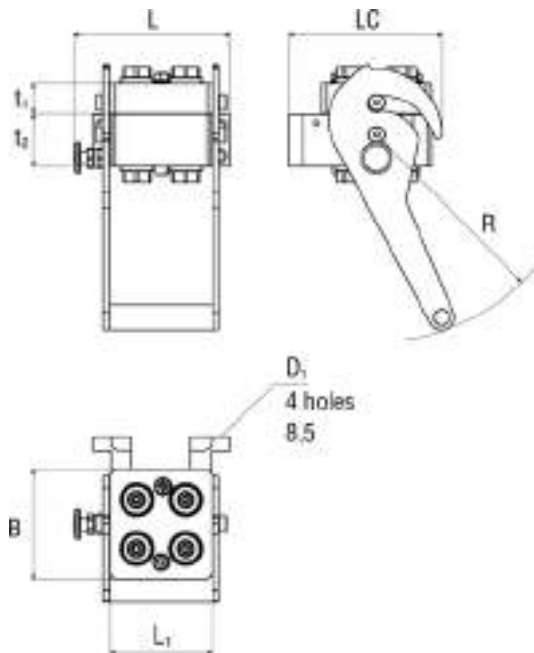


Item Code	ID (Dash)	ID (mm)	ID (in)	BP Conn. (Mpa)	Thread 1	F1	Lines	t1 (mm)	t2 (mm)	LC (mm)	L1 (mm)	L (mm)	B (mm)	R (mm)
1245848	6	10,0	3/8"	100,0	BSPP	3/8-19	4x3/8	30,0		150,0	100,0	153,0	108,0	203
1245852	8	13,0	1/2"	100,0	BSPP	1/2-14	4x1/2	30,0		150,0	100,0	153,0	108,0	203

A complete range of spare parts and accessories are available. Specific instructions for installation, use and maintenance are separately provided. Electric connection also available.

**// MULTI-K 4X3/8"Q AND MULTI-K
4X1/2"Q - 350 BAR**

Fixed female - Female thread



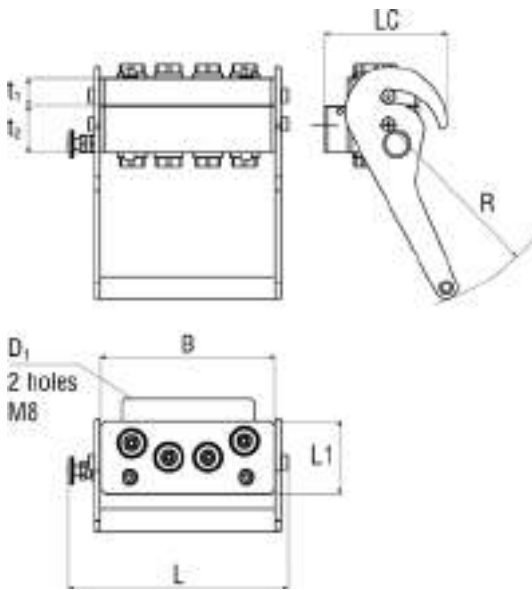
Item Code	ID (Dash)	ID (mm)	ID (in)	BP Conn. (Mpa)	Thread 1	F1	Lines	t1 (mm)	t2 (mm)	LC (mm)	L1 (mm)	L (mm)	B (mm)	R (mm)
1245849	6	10,0	3/8"	100,0	BSPP	3/8-19	4x3/8		51,0	150,0	100,0	153,0	108,0	203
1245853	8	13,0	1/2"	100,0	BSPP	1/2-14	4x1/2		51,0	150,0	100,0	153,0	108,0	203

A complete range of spare parts and accessories are available. Specific instructions for installation, use and maintenance are separately provided. Electric connection also available.

REV.2.1

// MULTI-K 4X3/8" AND MULTI-K
4X1/2"

Mobile male - Female thread

PATENT
PENDINGTOP
COAT

Item Code	ID (Dash)	ID (mm)	ID (in)	BP Conn. (Mpa)	Thread 1	F1	Lines	t1 (mm)	t2 (mm)	LC (mm)	L1 (mm)	L (mm)	B (mm)	R (mm)
1232311	6	10,0	3/8"	100,0	BSPP	3/8-19	4x3/8	30,0		134,0	79,6	241,0	192,0	203
1232498	8	13,0	1/2"	100,0	BSPP	1/2-14	4x1/2	30,0		134,0	79,6	241,0	192,0	203

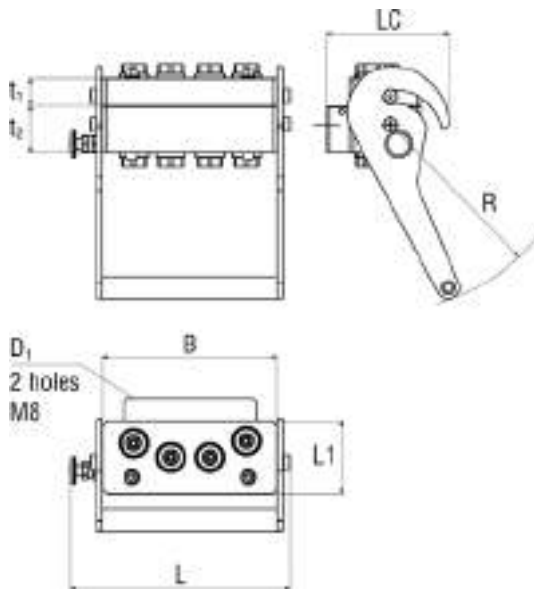
A complete range of spare parts and accessories are available. Specific instructions for installation, use and maintenance are separately provided. Electric connection also available.

// MULTI-K 4X3/8" AND MULTI-K 4X1/2"

Fixed female - Female thread

PATENT PENDING

TOP COAT



Item Code	ID (Dash)	ID (mm)	ID (in)	BP Conn. (Mpa)	Thread 1	F1	Lines	t1 (mm)	t2 (mm)	LC (mm)	L1 (mm)	L (mm)	B (mm)	R (mm)
1232190	6	10,0	3/8"	100,0	BSPP	3/8-19	4x3/8		51,0	134,0	79,6	241,0	192,0	203
1233704	8	13,0	1/2"	100,0	BSPP	1/2-14	4x1/2		51,0	134,0	85,0	241,0	192,0	203

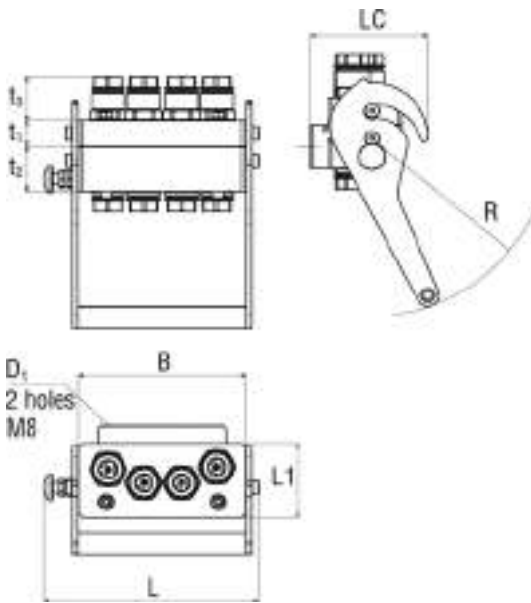
A complete range of spare parts and accessories are available. Specific instructions for installation, use and maintenance are separately provided. Electric connection also available.

REV.2.1

// MULTI-K CPR 4X3/8" AND MULTI-K CPR 4X1/2"

TOP COAT

Mobile male connectable under pressure - Female thread



Item Code	ID (Dash)	ID (mm)	ID (in)	BP Conn. (Mpa)	Thread 1	F1	Lines	t1 (mm)	t2 (mm)	t3 (mm)	LC (mm)	L1 (mm)	L (mm)	B (mm)	R (mm)
1235030	6	10,0	3/8"	100,0	BSPP	3/8-19	4x3/8	30,0		41,9	134,0	85,0	241,0	192,0	203
1233703	8	13,0	1/2"	100,0	BSPP	1/2-14	4x1/2	30,0		51,5	134,0	85,0	241,0	192,0	203

A complete range of spare parts and accessories are available. Specific instructions for installation, use and maintenance are separately provided

// MULTI-K 3X3/8" AND MULTI-K 2X1/2"

PATENT PENDING

Mobile male - Female thread

TOP COAT



Item Code	ID (Dash)	ID (mm)	ID (in)	BP Conn. (Mpa)	Thread 1	F1	Lines	t1 (mm)	t2 (mm)	LC (mm)	L1 (mm)	L (mm)	B (mm)	R (mm)
1232500	6	10,0	3/8"	100,0	BSPP	3/8-19	3x3/8+2x1/2	30,0		127,0	112,0	201,0	152,0	203

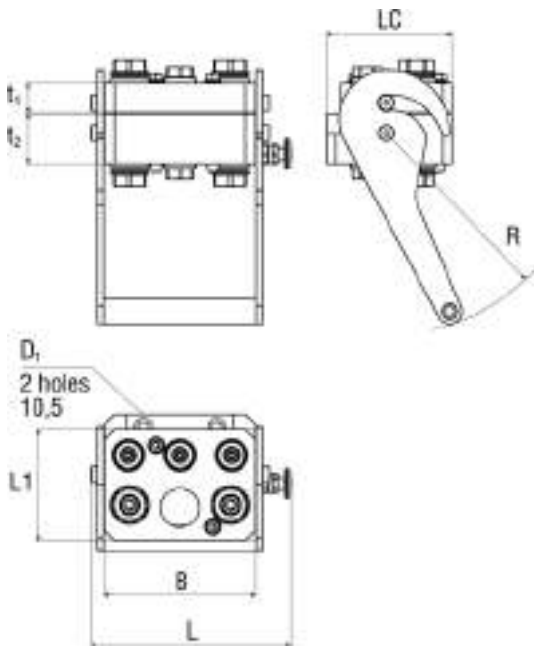
A complete range of spare parts and accessories are available. Specific instructions for installation, use and maintenance are separately provided. Electric connection also available.

// MULTI-K 3X3/8" AND MULTI-K 2X1/2"

Fixed female - Female thread

PATENT PENDING

TOP COAT



Item Code	ID (Dash)	ID (mm)	ID (in)	BP Conn. (Mpa)	Thread 1	F1	Lines	t1 (mm)	t2 (mm)	LC (mm)	L1 (mm)	L (mm)	B (mm)	R (mm)
1232501	8	13,0	1/2"	100,0	BSPP	1/2-14	3x3/8+2x1/2		50,0	127,0	112,0	201,0	152,0	203

A complete range of spare parts and accessories are available. Specific instructions for installation, use and maintenance are separately provided. Electric connection also available.

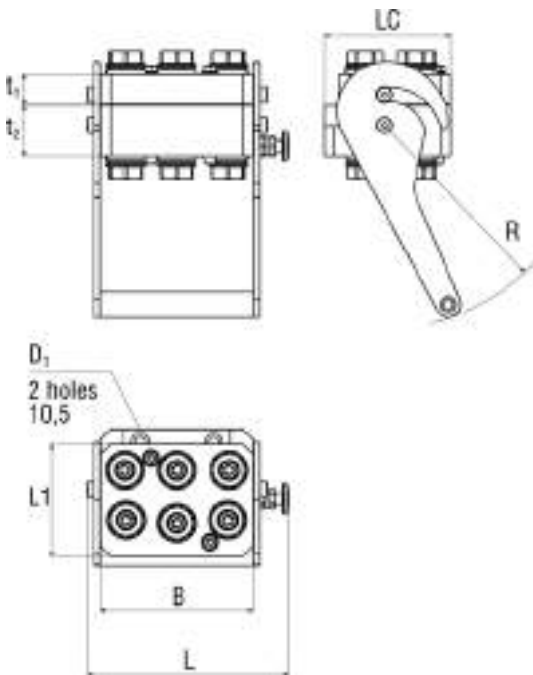
REV.2.1

// MULTI-K 6X3/8" AND MULTI-K 6X1/2"

Mobile male - Female thread

PATENT PENDING

TOP COAT



Item Code	ID (Dash)	ID (mm)	ID (in)	BP Conn. (Mpa)	Thread 1	F1	Lines	t1 (mm)	t2 (mm)	LC (mm)	L1 (mm)	L (mm)	B (mm)	R (mm)
1232502	6	10,0	3/8"	100,0	BSPP	3/8-19	6x3/8	30,0		127,0	112,0	201,0	152,0	203
1232504	8	13,0	1/2"	100,0	BSPP	1/2-14	6x1/2	30,0		127,0	112,0	201,0	152,0	203

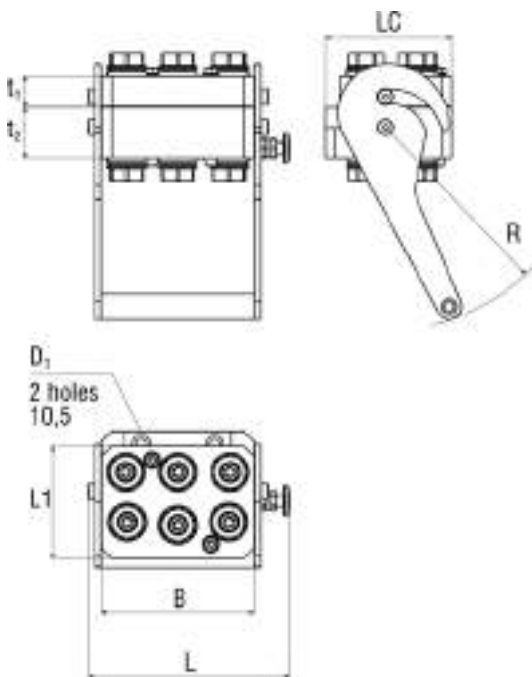
A complete range of spare parts and accessories are available. Specific instructions for installation, use and maintenance are separately provided. Electric connection also available.

// MULTI-K 6X3/8" AND MULTI-K 6X1/2"

Fixed female - Female thread

PATENT PENDING

TOP COAT



Item Code	ID (Dash)	ID (mm)	ID (in)	BP Conn. (Mpa)	Thread 1	F1	Lines	t1 (mm)	t2 (mm)	LC (mm)	L1 (mm)	L (mm)	B (mm)	R (mm)
1232503	6	10,0	3/8"	100,0	BSPP	3/8-19	6x3/8		50,0	127,0	112,0	201,0	152,0	203
1232505	8	13,0	1/2"	100,0	BSPP	1/2-14	6x1/2		50,0	127,0	112,0	201,0	152,0	203

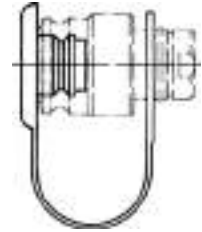
A complete range of spare parts and accessories are available. Specific instructions for installation, use and maintenance are separately provided. Electric connection also available.

REV.2.1

// SVK ISO B - CAP & PLUG**// STANDARD ISO 7241 B - POPPET SVK-ISO-B**

Dust plug for female coupling

ISO 7241 B

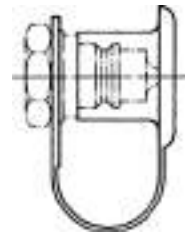


Item Code	Colour	Material	ID (Dash)	ID (mm)	ID (in)
1224400	RED	PE	4	6,0	1/4"
1224401	RED	PE	6	10,0	3/8"
1224402	RED	PE	8	13,0	1/2"
1224403	RED	PE	12	19,0	3/4"
1224404	RED	PE	16	25,0	1"

// STANDARD ISO 7241 B - POPPET SVK-ISO-B

Dust cap for male coupling

ISO 7241 B

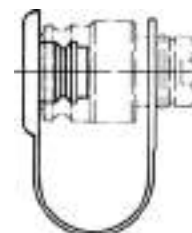


Item Code	Colour	Material	ID (Dash)	ID (mm)	ID (in)
1224394	RED	PE	4	6,0	1/4"
1224395	RED	PE	6	10,0	3/8"
1224396	RED	PE	8	13,0	1/2"
1224397	RED	PE	12	19,0	3/4"
1224398	RED	PE	16	25,0	1"

// FLAT FACE - CAP

// STANDARD ISO 16028 - FLAT FACE FPK

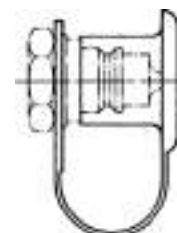
Dust cap for female coupling
ISO 16028



Item Code	Colour	Material	ID (Dash)	ID (mm)	ID (in)
1224407	RED	PE	4	6,0	1/4"
1224408	RED	PE	6	10,0	3/8"
1224409	RED	PE	8	13,0	1/2"
1223544	RED	PE	10	16,0	5/8"
1223537	RED	PE	12	19,0	3/4"
1223539	RED	PE	16	25,0	1"

// STANDARD ISO 16028 - FLAT FACE FPK

Dust cap for male coupling
ISO 16028



Item Code	Colour	Material	ID (Dash)	ID (mm)	ID (in)
1223532	RED	PE	4	6,0	1/4"
1223536	RED	PE	6	10,0	3/8"
1223531	RED	PE	8	13,0	1/2"
1223535	RED	PE	10	16,0	5/8"
1223528	RED	PE	12	19,0	3/4"
1223530	RED	PE	16	25,0	1"

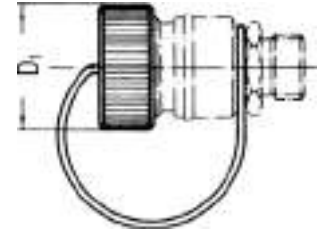
REV.2.1

// SCREW TYPE - SOCKET & PROTECTION

// SCREW COUPLING - POPPET HDK

Dust cap for female coupling (fixed part)

ISO 14541

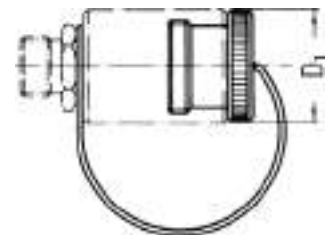


Item Code	Material	ID (Dash)	ID (mm)	ID (in)	D1 (mm)
1228904	PE	5	8,0	5/16"	34,0
1228899	PE	8	13,0	1/2"	42,0
1228901	PE	16	25,0	1"	55,0
1228902	PE	20	32,0	1 1/4"	80,0

// SCREW COUPLING - POPPET HDK

Dust plug for male coupling (loose part)

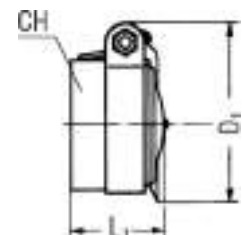
ISO 14541



Item Code	Material	ID (Dash)	ID (mm)	ID (in)	D1 (mm)
1228897	PE	5	8,0	5/16"	34,0
1228892	PE	8	13,0	1/2"	42,0
1228894	PE	16	25,0	1"	55,0
1228895	PE	20	32,0	1 1/4"	80,0

// SCREW COUPLING - FLAT FACE RK

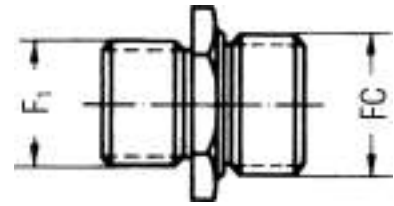
Dust protection D



Item Code	ID (Dash)	ID (mm)	ID (in)	D1 (mm)	CH (mm)	L1 (mm)
1228890	6	10,0	3/8"	68,0	46,0	35,0
1228888	10	16,0	5/8"	95,5	70,0	50,0
1228889	16	25,0	1"	107,0		47,0

// SCREW COUPLING - FLAT FACE RK

Blind socket E



Item Code	ID (Dash)	ID (mm)	ID (in)	Thread 1	F1	FC
1228867	6	10,0	3/8"	MET	M30X1.5	M32x3
1228848	10	16,0	5/8"	MET	M45X1.5	M48x3
1228857	16	25,0	1"	MET		M60x3



// CLAMPS

// LIGHT SERIES DIN 3015 PART 1	324
// HEAVY SERIES DIN 3015 PART 2	333
// TWIN SERIES B DIN 3015 PART 3	338


// LIGHT SERIES DIN 3015 PART 1

// RPYCHA

Clamp - Smooth

Light Series

Polypropylene - Green



Item Code	Group of Pipe Clamp	OD (mm)	T (mm)	B (mm)	H1 (mm)	Height (mm)
1901599	0	6	30	28		27
1901340	0	8	30	28		27
1901342	0	10	30	28		27
1901600	0	12	30	28		27
1901344	1	6	30	34	20,0	27
1901601	1	8	30	34	20,0	27
1901347	1	10	30	34	20,0	27
1901349	1	12	30	34	20,0	27
1900520	2	13,5	30	42	26,0	33
1901351	2	14	30	42	26,0	33
1901353	2	15	30	42	26,0	33
1901355	2	16	30	42	26,0	33
1901358	2	18	30	42	26,0	33
1901360	3	20	30	49	33,0	35
1902040	3	21,3	30	49	33,0	35
1901364	3	22	30	49	33,0	35
1901366	3	25	30	49	33,0	35
1901368	4	28	30	59	40,0	42
1901370	4	30	30	59	40,0	42
1901372	5	32	30	71	52,0	58
1901375	5	35	30	71	52,0	58
1901377	5	38	30	71	52,0	58
1901379	5	40	30	71	52,0	58
1901603	5	42	30	71	52,0	58
1900810	6	45	30	86	66,0	66
1901604	6	48,3	30	86	66,0	66
1901385	6	50,8	30	86	66,0	66

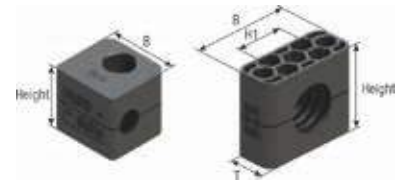
REV.2.1

// RPYCHA_A

Clamp - Smooth

Light Series

Polypropylene - Black



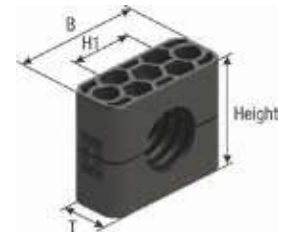
Item Code	Group of Pipe Clamp	OD (mm)	B (mm)	T (mm)	H1 (mm)	Height (mm)
1901339	0	6	28	30		27
1901341	0	8	28	30		27
1901343	0	12	28	30		27
1901345	1	6	34	30	20,0	27
1901346	1	8	34	30	20,0	27
1901348	1	10	34	30	20,0	27
1901350	1	12	34	30	20,0	27
1901352	2	14	42	30	26,0	33
1901354	2	15	42	30	26,0	33
1901356	2	16	42	30	26,0	33
1901357	2	17,2	42	30	26,0	33
1901359	2	18	42	30	26,0	33
1901361	3	20	49	30	33,0	35
1901363	3	21,3	49	30	33,0	35
1901365	3	22	49	30	33,0	35
1901367	3	25	49	30	33,0	35
1901369	4	28	59	30	40,0	42
1901371	4	30	59	30	40,0	42
1901373	5	32	71	30	52,0	58
1901374	5	33,7	71	30	52,0	58

// RRYCBA

Clamp - Profiled

Light Series

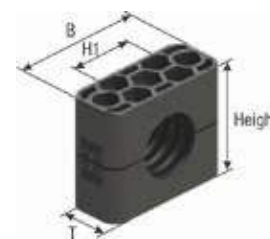
Polyamide, Black



Item Code	Group of Pipe Clamp	OD (mm)	H1 (mm)	T (mm)	Height (mm)	B (mm)
1901319	1	6	20,0	30	27	34
1901324	1	6,4	20,0	30	27	34
1901320	1	8	20,0	30	27	34
1901321	1	9,5	20,0	30	27	34
1901322	1	10	20,0	30	27	34
1901323	1	12	20,0	30	27	34
1901325	2	12,7	26,0	30	33	42
1901326	2	13,5	26,0	30	33	42
1901327	2	15	26,0	30	33	42
1901328	2	16	26,0	30	33	42
1901329	2	17,2	26,0	30	33	42
1901330	2	18	26,0	30	33	42
1901331	3	19	33,0	30	35	49
1901332	3	20	33,0	30	35	49
1901333	3	21,3	33,0	30	35	49
1901334	3	22	33,0	30	35	49
1901335	4	26,9	40,0	30	42	59
1901336	4	28	40,0	30	42	59
1901337	4	30	40,0	30	42	59
1901338	5	38	52,0	30	58	71

// RGYCBA

Clamp - Profiled
Light Series
Rubber, Black



Item Code	Group of Pipe Clamp	OD (mm)	T (mm)	B (mm)	H1 (mm)	Height (mm)
1901387	1	12	30	34	20,0	27
1901388	2	15	30	40	26,0	33
1901389	2	16	30	40	26,0	33
1901390	2	18	30	40	26,0	33
1901391	3	25	30	48	33,0	35
1901393	5	42	30	68	52,0	58

// R5YCBA

Clamp - Smooth
Light Series
Aluminium



Item Code	Group of Pipe Clamp	OD (mm)	T (mm)	B (mm)	H1 (mm)	Height (mm)
1901299	1	6	30	34	20,0	27
1901300	1	8	30	34	20,0	27
1901301	1	10	30	34	20,0	27
1901302	1	12	30	34	20,0	27
1901303	2	14	30	42	26,0	33
1901304	2	15	30	42	26,0	33
1901305	2	16	30	42	26,0	33
1901306	2	17,2	30	42	26,0	33
1901307	2	18	30	42	26,0	33
1901308	3	20	30	49	33,0	35
1901789	3	21,3	30	49	33,0	35
1901309	3	22	30	49	33,0	35
1901310	3	25	30	49	33,0	35
1901311	4	26,9	30	59	40,0	42
1901312	4	28	30	59	40,0	42
1901313	4	30	30	59	40,0	42
1901314	5	32	30	71	52,0	58
1901315	5	33,7	30	71	52,0	58
1901316	5	35	30	71	52,0	58
1901317	5	38	30	71	52,0	58
1901318	5	42	30	71	52,0	58

REV.2.1

// R1YCIA

Weldplate

Light Series

Phosphated Steel



Item Code	Group of Pipe Clamp	B (mm)	H1 (mm)
1901227	0	30	
1901229	1	36	20,0
1901231	2	42	26,0
1901233	3	50	33,0
1901235	4	59	40,0
1901237	5	72	52,0
1901240	6	88	66,0

// R3YCIA

Weldplate

Light Series

Stainless Steel 316




Item Code	Group of Pipe Clamp	B (mm)	T (mm)	H1 (mm)	Height (mm)
1901228	0	30	3		30
1901230	1	36	3	20,0	30
1901232	2	42	3	26,0	30
1901234	3	50	3	33,0	30
1901236	4	59	3	40,0	30
1901239	5	72	3	52,0	30

// R1YCIA-L

Weldplate Wide

Light Series

Phosphated Steel



Item Code	Group of Pipe Clamp	B (mm)	H1 (mm)
1901241	1	64	20,0
1901242	2	70	26,0
1901243	3	78	33,0
1901245	4	87	40,0
1901246	5	100	52,0

// R1YCIA

Weldplate

Light Series

Phosphated Steel



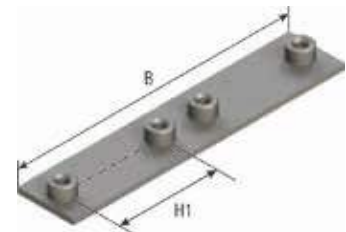
Item Code	Group of Pipe Clamp	B (mm)	H1 (mm)
1901227	0	30	
1901229	1	36	20,0
1901231	2	42	26,0
1901233	3	50	33,0
1901235	4	59	40,0
1901237	5	72	52,0
1901240	6	88	66,0

// R3YCHA-DB

Weldplate - Multi

Light Series

Phosphated Steel



Item Code	Group of Pipe Clamp	B (mm)	H1 (mm)
1901224	1	69	20,0
1901225	2	86	26,0
1901226	3	104	33,0

// R1YCSA

Top Plate

Light Series

Cr-VI-free



Item Code	Group of Pipe Clamp	B (mm)	H1 (mm)
1901557	0	28	30,0
1901558	1	37	20,0
1901559	2	43	26,0
1901560	3	50	33,0
1901561	4	57	40,0
1901562	5	69	52,0
1901563	6	83	66,0

REV.2.1

// R3YCSA

Top Plate

Light Series

Stainless Steel 316



Item Code	Group of Pipe Clamp	B (mm)	H1 (mm)
1901279	0	28	30,0
1901280	1	34	20,0
1901281	2	40	26,0
1901282	3	48	33,0
1901283	4	57	40,0
1901284	5	70	52,0

// R3YCVA

Hexagon Bolt

Light Series

Stainless Steel 316



Item Code	Group of Pipe Clamp	Size
1901487	1	M6X30
1901488	2	M6X35
1901489	3	M6X40
1901490	4	M6X45
1901491	5	M6X60

// R1YCEA

Rail Nut

Cr-VI-free



Item Code	Product Code	Size
1901493	R1YCEA0-0060000_DH	M6X12

// R1YCVA-TW

Hexagon Bolt
Twin Series
Cr-VI-free



Item Code	Group of Pipe Clamp	Size
1901656	1	M6X30
1901657	2	M6X35
1901648	2	M8X35
1901658	3	M6X40
1901649	3	M8X45
1901659	4	M6X45
1901650	4	M8X50
1901660	5	M6X60
1901651	5	M8X60

// R1YCVA-C

Unbraco Bolt
Light Series
Cr-VI-free



Item Code	Group of Pipe Clamp	Size
1901574	1	M6X20
1901579	2	M6X25
1901580	3	M6X30
1901581	4	M6X35
1901582	5	M6X50
1901583	6	M6X60

// R3YCVA-C

Unbraco Bolt
Light Series
Stainless Steel 316



Item Code	Group of Pipe Clamp	Size
1901291	1	M6X20
1901292	2	M6X25
1901293	3	M6X30
1901847	4	M6X35
1903174	4	M6X40
1901848	5	M6X50

REV.2.1

// R1YCRA

Rail Mount
Cr-VI-free



Item Code	B (mm)	Rail Height (mm)	Rail Length (m)
1901497	28	14	2

// R1YCEA

Rail Nut
Cr-VI-free



Item Code	Size
1901493	M6X12

// R3YCEA

Rail Nut
Stainless Steel 316



Item Code	Size
1901494	M6X12

// R3YCRA

Rail Mount
Stainless Steel 316



Item Code	B (mm)	Rail Height (mm)	Rail Length (m)
1901215	28	14	2

// R3YCVA-H
Construction Bolt
Light Series
Stainless Steel 316



Item Code	Group of Pipe Clamp	Size
1901255	0	M6X20
1901256	1	M6X20
1901258	2	M6X25
1901260	3	M6x28
1901262	4	M6x34
1901264	5	M6X50

REV.2.1

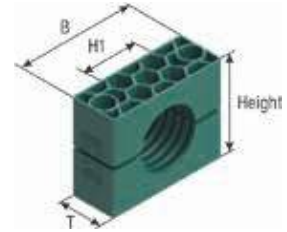
// HEAVY SERIES DIN 3015 PART 2

// RPYCBB

Clamp - Profiled

Heavy Series

Polypropylene, Green



Item Code	Group of Pipe Clamp	OD (mm)	T (mm)	B (mm)	H1 (mm)	Height (mm)
1901606	1	8	30	56	33,0	32
1901607	1	12	30	56	33,0	32
1901447	1	14	30	56	33,0	32
1901448	1	15	30	56	33,0	32
1901608	1	16	30	56	33,0	32
1901609	1	18	30	56	33,0	32
1901610	2	22	30	71	45,0	48
1901611	2	28	30	71	45,0	48
1901451	3	30	30	86	60,0	60
1901612	3	32	30	86	60,0	60
1901613	3	35	30	86	60,0	60
1901614	3	38	30	86	60,0	60
1901615	3	42	30	86	60,0	60
1901616	3	42	30	86	60,0	60
1901454	4	44,5	30	120	90,0	90
1901455	4	52	45	117	90,0	90
1901619	4	60,3	45	117	90,0	90
1901457	4	70	45	117	90,0	90
1901458	5	80	60	154	122,0	120
1901459	5	88,9	60	154	122,0	120

// R5YCBB

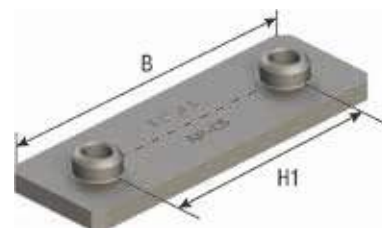
Clamp - Smooth
Heavy Series
Aluminium



Item Code	Group of Pipe Clamp	OD (mm)	T (mm)	B (mm)	H1 (mm)	Height (mm)
1901426	1	6	30	56	33,0	32
1901427	1	8	30	56	33,0	32
1901428	1	10	30	56	33,0	32
1901429	1	12	30	56	33,0	32
1901430	1	15	30	56	33,0	32
1901431	1	16	30	56	33,0	32
1901432	2	20	30	71	45,0	48
1901433	2	25	30	71	45,0	48
1901435	2	28	30	71	45,0	48
1901605	2	30	30	71	45,0	48
1901436	3	30	30	86	60,0	60
1901438	3	35	30	86	60,0	60
1901439	3	38	30	86	60,0	60
1901440	3	42	30	86	60,0	60
1901441	4	48,3	45	117	90,0	90
1901442	4	50	45	117	90,0	90
1901443	4	60,3	45	117	90,0	90
1901444	4	65	45	117	90,0	90
1901445	5	76,1	60	154	122,0	120
1901446	5	88,9	60	154	122,0	120

// R1YCIB

Weldplate
Heavy Series
Phosphated Steel



Item Code	Group of Pipe Clamp	B (mm)	H1 (mm)
1901542	1	73	33,0
1901543	2	84	45,0
1901544	3	100	60,0
1901545	4	140	90,0
1901546	5	180	122,0
1901223	6	225	168,0


REV.2.1

// R3YCIB

Weldplate

Heavy Series

Stainless Steel 316




Item Code	Group of Pipe Clamp	B (mm)	H1 (mm)
1901221	1	73	33,0
1901222	2	84	45,0
1901861	4	140	90,0
1901862	6	88	66,0
1902142	6	225	168,0

// R1YCSB

Top Plate

Heavy Series

Cr-VI-free




Item Code	Group of Pipe Clamp	B (mm)	H1 (mm)
1901568	1	55	33,0
1901569	2	70	45,0
1901570	3	85	60,0
1901571	4	115	90,0
1901572	5	152	122,0

// R3YCSB

Top Plate

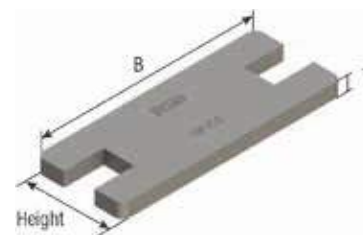
Heavy Series

Stainless Steel 316



Item Code	Group of Pipe Clamp	B (mm)	H1 (mm)
1901288	1	55	33,0
1901289	2	70	45,0
1906369	3	85	60,0
1905794	4	115	90,0
1902143	6	205	168,0

// R1YCID
Locking Plate
Heavy Series
Cr-VI-free



Item Code	T (mm)	B (mm)	Height (mm)
1901475	8	55	30
1901476	8	70	30
1901477	8	85	30
1901478	10	115	45
1901479	10	152	60

// R1YCVB
Hexagon Bolt
Heavy Series
Cr-VI-free



Item Code	Group of Pipe Clamp	Size
1901652	1	M10X45
1901653	2	M10X60
1901654	3	M10X70
1901485	4	M12X100
1901655	5	M16X130
1901486	6	M20X190

// R3YCVB
Hexagon Bolt
Heavy Series
Stainless Steel 316



Item Code	Group of Pipe Clamp	Size
1901482	1	M10X45
1901483	2	M10X60
1901484	3	M10X70
1902160	4	M12X100
1902144	6	M20X190

REV.2.1

// R1YCVB-H

Construction Bolt

Heavy Series

Cr-VI-free



Item Code	Group of Pipe Clamp	Size
1901269	1	M10X25
1901270	2	M10X40
1901271	3	M10X50
1901272	4	M12X80

// R3YCVB-H

Construction Bolt

Heavy Series

Stainless Steel 316



Item Code	Group of Pipe Clamp	Size
1902161	4	M12X80

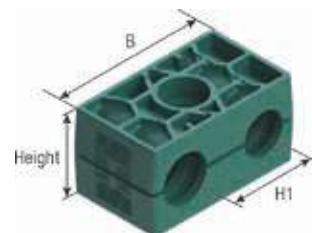
// TWIN SERIES B DIN 3015 PART 3

// RPYCGA

Twin Clamp - Smooth

Light Series

Polypropylene



Item Code	Group of Pipe Clamp	OD (mm)	T (mm)	B (mm)	H1 (mm)	Height (mm)	Colour
1901395	1	6	30	36	20,0	27	BLK
1901397	1	8	30	36	20,0	27	BLK
1901399	1	10	30	36	20,0	27	BLK
1901401	1	12	30	36	20,0	27	BLK
1901403	2	14	30	53	29,0	27,4	BLK
1901405	2	15	30	53	29,0	27,4	BLK
1901407	2	16	30	53	29,0	27,4	BLK
1901409	2	18	30	53	29,0	27,4	BLK
1901411	3	20	30	67	36,0	37	BLK
1901413	3	22	30	67	36,0	37	BLK
1901415	3	25	30	67	36,0	37	BLK
1901417	4	28	30	82	45,0	42	BLK
1901419	4	30	30	82	45,0	42	BLK
1901394	1	6	30	36	20,0	27	GRN
1901396	1	8	30	36	20,0	27	GRN
1901398	1	10	30	36	20,0	27	GRN
1901400	1	12	30	36	20,0	27	GRN
1901402	2	14	30	53	29,0	27,4	GRN
1901404	2	15	30	53	29,0	27,4	GRN
1901406	2	16	30	53	29,0	27,4	GRN
1901408	2	18	30	53	29,0	27,4	GRN
1901410	3	20	30	67	36,0	37	GRN
1901412	3	22	30	67	36,0	37	GRN
1901414	3	25	30	67	36,0	37	GRN
1901416	4	28	30	82	45,0	42	GRN
1901418	4	30	30	82	45,0	42	GRN
1901420	5	32	30	106	56,0	54	GRN
1901421	5	35	30	106	56,0	54	GRN
1901422	5	38	30	106	56,0	54	GRN
1901423	5	42	30	106	56,0	54	GRN

REV.2.1

// R1YCHA

Weldplate

Twin Series

Phosphated Steel



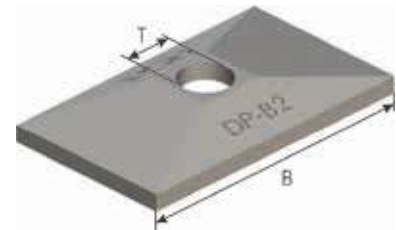
Item Code	Group of Pipe Clamp	T (mm)	B (mm)	Height (mm)
1901537	1	3	37	30
1901538	2	5	55	30
1901539	3	5	70	30
1901540	4	5	85	30
1901541	5	5	110	30

// R1YCTA

Top Plate

Twin Series

Cr-VI-free



Item Code	Group of Pipe Clamp	T (mm)	B (mm)	Height (mm)
1901564	1	7	34	30
1901565	2	7	51	30
1901566	3	7	64	30
1901567	4	7	78	30
1901287	5	7	102	30

// R1YCVA-TW

Hexagon Bolt

Twin Series

Cr-VI-free




Item Code	Group of Pipe Clamp	Size
1901656	1	M6X30
1901657	2	M6X35
1901648	2	M8X35
1901658	3	M6X40
1901649	3	M8X45
1901659	4	M6X45
1901650	4	M8X50
1901660	5	M6X60
1901651	5	M8X60

// R3YCVA-TW

Hexagon Bolt
Twin Series
Stainless Steel 316



Item Code	Group of Pipe Clamp	Size
1901480	1	M6X35
1901481	2	M8X35



// PIPES

// CARBON STEEL.....	342
// STAINLESS STEEL.....	347

// CARBON STEEL

// ROB810

Seamless Carbon Steel Raw - E235
UNI EN 10305-4



Item Code	Product Code	OD Tube (mm)	DN Pipe (mm)	Length (mm)
8002714	ROB810-006010	6,00	1,000	6000
8002713	ROB810-006015	6,00	1,500	6000
8002712	ROB810-006020	6,00	2,000	6000
8002711	ROB810-008010	8,00	1,000	6000
8002710	ROB810-008015	8,00	1,500	6000
8002709	ROB810-008020	8,00	2,000	6000
8002708	ROB810-010010	10,00	1,000	6000
8004110	ROB810-010012	10,00	1,200	6000
8002707	ROB810-010015	10,00	1,500	6000
8002706	ROB810-010020	10,00	2,000	6000
8002705	ROB810-010035	10,00	3,500	6000
8002704	ROB810-012010	12,00	1,000	6000
8002703	ROB810-012015	12,00	1,500	6000
8002702	ROB810-012020	12,00	2,000	6000
8005515	ROB810-012250	12,00	2,500	6000
8002701	ROB810-012030	12,00	3,000	6000
8002698	ROB810-014010	14,00	1,000	6000
8003986	ROB810-018030	14,00	1,000	6000
8002697	ROB810-014015	14,00	1,500	6000
8002696	ROB810-014020	14,00	2,000	6000
8003427	ROB810-014025	14,00	2,500	6000
8002695	ROB810-015010	15,00	1,000	6000
8002694	ROB810-015015	15,00	1,500	6000
8002693	ROB810-015020	15,00	2,000	6000
8004111	ROB810-015025	15,00	2,500	6000
8004112	ROB810-016010	16,00	1,000	6000
8002692	ROB810-016015	16,00	1,500	6000
8002691	ROB810-016020	16,00	2,000	6000
8002690	ROB810-016025	16,00	2,500	6000
8002689	ROB810-016030	16,00	3,000	6000
8002688	ROB710-018010	18,00	1,000	6300
8002687	ROB810-018015	18,00	1,500	6000
8002686	ROB810-018020	18,00	2,000	6000
8002685	ROB810-020010	20,00	1,000	6000
8002684	ROB810-020015	20,00	1,500	6000
8002683	ROB810-020020	20,00	2,000	6000
8002682	ROB810-020025	20,00	2,500	6000
8002681	ROB810-020030	20,00	3,000	6000
8002680	ROB810-020040	20,00	4,000	6000
8004799	ROB810-022010	22,00	1,000	6000
8002679	ROB810-022015	22,00	1,500	6000
8002678	ROB810-022020	22,00	2,000	6000
8002677	ROB810-022025	22,00	2,500	6000
8002676	ROB810-022030	22,00	3,000	6000
8004118	ROB810-025010	25,00	1,000	6000
8002675	ROB810-025015	25,00	1,500	6000
8002674	ROB810-025020	25,00	2,000	6000
8002673	ROB810-025025	25,00	2,500	6000
8002672	ROB810-025030	25,00	3,000	6000
8002671	ROB810-025035	25,00	3,500	6000
8002670	ROB810-025040	25,00	4,000	6000

REV.2.1

Item Code	Product Code	OD Tube (mm)	DN Pipe (mm)	Length (mm)
8002669	ROB810-028015	28,00	1,500	6000
8002668	ROB810-028020	28,00	2,000	6000
8004119	ROB810-028025	28,00	2,500	6000
8002667	ROB810-028030	28,00	3,000	6000
8002666	ROB810-028040	28,00	4,000	6000
8002665	ROB810-028050	28,00	5,000	6000
8002664	ROB810-030020	30,00	2,000	6000
8002663	ROB810-030025	30,00	2,500	6000
8002662	ROB810-030030	30,00	3,000	6000
8002661	ROB810-030040	30,00	4,000	6000
8002660	ROB810-030050	30,00	5,000	6000
8002652	ROB810-035015	35,00	1,500	6000
8002651	ROB810-035020	35,00	2,000	6000
8002650	ROB810-035025	35,00	2,500	6000
8002649	ROB810-035030	35,00	3,000	6000
8002648	ROB810-035040	35,00	4,000	6000
8002647	ROB810-035050	35,00	5,000	6000
8002645	ROB810-038020	38,00	2,000	6000
8002644	ROB810-038030	38,00	3,000	6000
8002643	ROB810-038040	38,00	4,000	6000
8002642	ROB810-038050	38,00	5,000	6000
8003808	ROB810-038060	38,00	6,000	6000
8003646	ROB810-038070	38,00	7,000	6000
8002640	ROB810-042020	42,00	2,000	6000
8002639	ROB810-042030	42,00	3,000	6000
8002638	ROB810-042050	42,00	5,000	6000
8002630	ROB810-050030	50,00	3,000	6000
8002629	ROB810-050060	50,00	6,000	6000
8002628	ROB810-050080	50,00	8,000	6000
8002625	ROB810-060020	60,00	2,000	6000
8002624	ROB810-060030	60,00	3,000	6000

// R0B710

Seamless Carbon Steel Raw - E355

UNI EN 10305-4



Item Code	Product Code	OD Tube (mm)	DN Pipe (mm)	Length (mm)
8006005	R0B710-0080100	8,00	1,000	6000
8005125	R0B710-012015	12,00	1,500	6000
8002721	R0B710-016015	16,00	1,500	6000
8002745	R0B710-016020	16,00	2,000	6000
8005954	R0B710-016025	16,00	2,500	6000
8005896	R0B710-020015	20,00	1,500	6000
8005505	R0B710-020250	20,00	2,500	6000
8005822	R0B710-025015	25,00	1,500	6000
8002744	R0B710-025020	25,00	2,000	6000
8002743	R0B710-025030	25,00	3,000	6000
8002742	R0B710-025035	25,00	3,500	6000
8005939	R0B710-025050	25,00	5,000	6000
8005190	R0B710-02803	28,00	3,000	6000
8002741	R0B710-028040	28,00	4,000	6000
8004719	R0B710-028050	28,00	5,000	6000
8003645	R0B710-030040	30,00	4,000	6000
8005135	R0B710-038040	38,00	4,000	6000
8003705	R0B710-038050	38,00	5,000	6000
8005684	R0B710-038060	38,00	6,000	6000
8002737	R0B710-050080	50,00	8,000	6000
8002736	R0B710-060050	60,00	5,000	6000
8002735	R0B710-065080	65,00	8,000	6000

// R1B810

Seamless Carbon Steel Plated - E235

UNI EN 10305-4



Item Code	Product Code	OD Tube (mm)	DN Pipe (mm)	Length (mm)
8002607	R1B810-006010	6,00	1,000	6000
8002606	R1B810-006015	6,00	1,500	6000
8005193	R1B810-006002	6,00	2,000	6000
8002605	R1B810-008010	8,00	1,000	6000
8002603	R1B810-008015	8,00	1,500	6000
8005092	R1B810-008002	8,00	2,000	6000
8002602	R1B810-010010	10,00	1,000	6000
8002600	R1B810-010015	10,00	1,500	6000
8002599	R1B810-010020	10,00	2,000	6000
8002598	R1B810-012010	12,00	1,000	6000
8002597	R1B810-012015	12,00	1,500	6000
8002595	R1B810-012020	12,00	2,000	6000
8005200	R1B810-012025	12,00	2,500	6000
8002594	R1B810-014020	14,00	2,000	6000
8002593	R1B810-015015	15,00	1,500	6000
8002591	R1B810-015020	15,00	2,000	6000
8005617	R1B710-015200	15,00	2,000	6000

REV.2.1

Item Code	Product Code	OD Tube (mm)	DN Pipe (mm)	Length (mm)
8002589	R1B810-015025	15,00	2,500	6000
8002588	R1B810-016010	16,00	1,000	6000
8002587	R1B810-016015	16,00	1,500	6000
8002586	R1B810-016020	16,00	2,000	6000
8005303	R1B710-016250	16,00	2,500	6000
8002585	R1B810-016025	16,00	2,500	6000
8003460	R1B810-015010	16,00	2,500	6000
8004113	R1B810-018010	18,00	1,000	6000
8002584	R1B810-018015	18,00	1,500	6000
8002583	R1B810-018020	18,00	2,000	6000
8003797	R1B810-018025	18,00	2,500	6000
8002581	R1B810-020015	20,00	1,500	6000
8002580	R1B810-020020	20,00	2,000	6000
8002579	R1B810-020025	20,00	2,500	6000
8002578	R1B810-020030	20,00	3,000	6000
8005891	R1B810-020035	20,00	3,500	6000
8004116	R1B810-022010	22,00	1,000	6000
8002577	R1B810-022015	22,00	1,500	6000
8002576	R1B810-022020	22,00	2,000	6000
8003798	R1B810-022030	22,00	2,500	6000
8002574	R1B810-022025	22,00	2,500	6000
8002573	R1B810-025015	25,00	1,500	6000
8002572	R1B810-025020	25,00	2,000	6000
8002571	R1B810-025025	25,00	2,500	6000
8005217	R1B710-02503	25,00	3,000	6000
8002570	R1B810-025030	25,00	3,000	6000
8003801	R1B810-025040	25,00	4,000	6000
8002568	R1B810-028015	28,00	1,500	6000
8002567	R1B810-028020	28,00	2,000	6000
8004120	R1B810-028025	28,00	2,500	6000
8002565	R1B810-028030	28,00	3,000	6000
8002564	R1B810-030030	30,00	3,000	6000
8002563	R1B810-030040	30,00	4,000	6000
8002562	R1B810-035020	35,00	2,000	6000
8003806	R1B810-035030	35,00	3,000	6000
8002561	R1B810-038020	38,00	2,000	6000
8003151	R1B810-038030	38,00	3,000	6000
8005076	R1B710-03804	38,00	4,000	6000
8003429	R1B810-038040	38,00	4,000	6000
8003807	R1B810-038050	38,00	5,000	6000
8003810	R1B810-042020	42,00	2,000	6000
8003811	R1B810-042030	42,00	3,000	6000
8005923	R1B810-042040	42,00	4,000	6000

// R1B710

Seamless Carbon Steel Plated - E355

UNI EN 10305-4



Item Code	Product Code	OD Tube (mm)	DN Pipe (mm)	Length (mm)
8005667	R1B710-016020	16,00	2,000	6000
8003771	R1B710-020020	20,00	2,000	6000
8005668	R1B710-020025	20,00	2,500	6000
8004117	R1B710-022020	22,00	2,000	6000
8005924	R1B710-028025	28,00	2,500	6000
8005925	R1B710-030030	30,00	3,000	6000
8005926	R1B710-030040	30,00	4,000	6000
8005927	R1B710-0500050	50,00	5,000	6000

REV.2.1

// STAINLESS STEEL

// R3BS10

Seamless Stainless Steel AISI 316L
EN 10216-5



Item Code	Product Code	OD Tube (mm)	DN Pipe (mm)	Length (mm)
8003789	R3BS10-006010	6,00	1,000	5000/7000
8003790	R3BS10-008010	8,00	1,000	5000/7000
8003866	R3BS10-010010	10,00	1,000	5000/7000
8003130	R3BS10-015015	15,00	1,500	5000/7000
8005339	R3B310-006015	60,00	1,500	5000/7000
8003791	R3BS10-080015	8,00	1,500	6000
8003786	R3BS10-016020	16,00	2,000	6000
8003788	R3BS10-028020	28,00	2,000	6000
8002559	R3BS10-025020	25,00	2,000	5000/7000
8003787	R3BS10-020025	20,00	2,500	6000
8005112	R3BS10-02503	25,00	3,000	5000/7000
8005417	R3BS10-003804	38,00	4,000	5000/7000
8005111	R3BS10-030040	30,00	4,000	5000/7000

// R3BT10

Seamless Stainless Steel - AISI 316 TI
EN 10216-5



Item Code	Product Code	OD Tube (mm)	DN Pipe (mm)	Length (mm)
8005368	R3BT10-035020	35,00	2,000	5000/7000
8005134	R3BT10-038050	38,00	5,000	5000/7000



// ACCESSORIES

// SAFE-WRAP.....	349	// LOWER MOUNT.....	366
// WIPCHECK.....	350	// BACK MOUNT.....	367
// PLASTIC.....	353	// ACCESSORY.....	368
// TEXTILE.....	355	// THREADED FLANGES.....	369
// HIGH TEMPERATURE & FIRE PROTECTION.....	356	// THREADED COUNTER FLANGES.....	370
// PRESSURE WASH.....	358	// BUTT WELD CONTROL FLANGE.....	371
// NON-RETURN VALVES.....	359	// O-RING.....	372
// BALL VALVES 2-WAY.....	363	// PROFILED GASKET.....	375
// BALL VALVES 3-WAY.....	364	// BONDED SEAL.....	376
// SWIVEL CONNECTOR.....	365		

REV.2.1

// SAFE-WRAP

// RTY1G0P_VC

Black Textile Sleeve with Velcro®**Application:** hose protection and hose bundling.**Benefits:** very easy and fast to install.

- excellent tensile strength
- abrasion resistant
- 100% water repellent

Material: polyamide with PU coating and Velcro®-brand fasteners**Temperature:** -20 °C +120 °C (-4 °F +248 °F)

Item Code	ID (mm)	L (m)
1905729	40	25,0
1902060	60	0,8
1902539	60	1,0
1902540	60	1,2
1901814	60	10,0
1901813	80	10,0
1901820	100	10,0
1901884	120	10,0
1901885	150	50,0
1903103	170	0,9
1901886	175	50,0
1903102	195	0,9

// WIPCHECK

// R1YCCD1

Retention System for DIN 24° Adapter Complete Whip Chain

Notes: Not suitable for high-pressure air and compressed gas hoses



Item Code	Product Code	Max OD (mm)	Cable L (mm)	WP (bar)	Notes
1902249	R1YCCD1-1450300	15	300	450	SMALL PLATE
1902252	R1YCCD1-1700200	17	300	445	SMALL PLATE
1902510	R1YCCD1-1850200	19	300	420	SMALL PLATE
1902511	R1YCCD1-2050200	21	300	420	SMALL PLATE
1902257	R1YCCD1-2250300	23	300	420	SMALL PLATE
1902259	R1YCCD1-2450200	25	300	420	SMALL PLATE
1902262	R1YCCD1-2650200	27	300	420	SMALL PLATE
1902266	R1YCCD1-3050200	31	300	420	SMALL PLATE
1902269	R1YCCD1-3400450	34	450	420	LARGE PLATE
1902271	R1YCCD1-3650450	37	450	420	LARGE PLATE
1902276	R1YCCD1-4250450	43	450	420	LARGE PLATE
1902280	R1YCCD1-4550450	46	450	420	LARGE PLATE
1902512	R1YCCD1-4900450	49	450	420	LARGE PLATE
1902284	R1YCCD1-5250450	53	450	380	LARGE PLATE
1902289	R1YCCD1-6000450	60	450	350	LARGE PLATE

// R1YCCF1

Retention System for SAE 3K-6K Flanges Complete Whip Chain

Notes: Not suitable for high-pressure air and compressed gas hoses



Item Code	Product Code	Max OD (mm)	Cable L (mm)	WP (bar)	Notes
1902298	R1YCCF1-0850300	9	300	415	SMALL PLATE
1902513	R1YCCF1-1050300	11	300	420	SMALL PLATE
1902243	R1YCCF1-1050450	11	450	420	LARGE PLATE
1902246	R1YCCF1-1250450	13	450	420	LARGE PLATE
1901675	R1YCCF1-1450450	15	450	420	LARGE PLATE
1901670	R1YCCF1-1650450	17	450	420	LARGE PLATE
1901083	R1YCCF1-2050450	21	450	350	LARGE PLATE

REV.2.1

// R1YCCJ1

**Retention System for JIC 37° Adapter
Complete Whip Chain****Notes:** Not suitable for high-pressure air and compressed gas hoses

Item Code	Product Code	Max OD (mm)	Cable L (mm)	WP (bar)	Notes
1904781	R1YCCJ1-115300	12	300	450	SMALL PLATE
1904782	R1YCCJ1-132300	13	300	450	SMALL PLATE
1904783	R1YCCJ1-148300	15	300	450	SMALL PLATE
1904784	R1YCCJ1-195300	20	300	420	SMALL PLATE
1904785	R1YCCJ1-228300	23	300	420	SMALL PLATE
1904786	R1YCCJ1-275300	28	300	420	SMALL PLATE
1904787	R1YCCJ1-307300	31	300	420	SMALL PLATE
1904788	R1YCCJ1-340450	34	450	420	SMALL PLATE
1904789	R1YCCJ1-340450_L	34	450	420	LARGE PLATE
1904791	R1YCCJ1-415450	42	450	420	SMALL PLATE
1904790	R1YCCJ1-415450_L	42	450	420	LARGE PLATE
1904793	R1YCCJ1-480450	48	450	420	SMALL PLATE
1904792	R1YCCJ1-480450_L	48	450	420	LARGE PLATE
1904794	R1YCCJ1-640450	64	450	350	SMALL PLATE

// R1YCCH1

**Retention System
Bolt Clamp****Notes:** Not suitable for high-pressure air and compressed gas hoses

Item Code	Product Code	Product Code	Hose OD Range (mm)	Notes
1902244	R1YCCH1-0110115	R1YCCH1-0110115	11 - 11.5	M6 BOLT
1902245	R1YCCH1-0120125	R1YCCH1-0120125	12 - 12.5	M6 BOLT
1902247	R1YCCH1-0130135	R1YCCH1-0130135	13 - 13.5	M6 BOLT
1902248	R1YCCH1-0140150	R1YCCH1-0140150	14 - 15	M6 BOLT
1902250	R1YCCH1-0160170	R1YCCH1-0160170	16 - 17	M6 BOLT
1902251	R1YCCH1-0170180	R1YCCH1-0170180	17 - 18	M6 BOLT
1902253	R1YCCH1-0180190	R1YCCH1-0180190	18 - 19	M6 BOLT
1902254	R1YCCH1-0200210	R1YCCH1-0200210	20 - 21	M6 BOLT
1902255	R1YCCH1-0210220	R1YCCH1-0210220	21 - 22	M6 BOLT
1902256	R1YCCH1-0220230	R1YCCH1-0220230	22 - 23	M6 BOLT
1902258	R1YCCH1-0240250	R1YCCH1-0240250	24 - 25	M6 BOLT
1902260	R1YCCH1-0250260	R1YCCH1-0250260	25 - 26	M6 BOLT
1902261	R1YCCH1-0260270	R1YCCH1-0260270	26 - 27	M6 BOLT
1902263	R1YCCH1-0270280	R1YCCH1-0270280	27 - 28	M6 BOLT
1902264	R1YCCH1-0280290	R1YCCH1-0280290	28 - 29	M6 BOLT
1902265	R1YCCH1-0300310	R1YCCH1-0300310	30 - 31	M6 BOLT
1902267	R1YCCH1-0320330	R1YCCH1-0320330	32 - 33	M6 BOLT
1902268	R1YCCH1-0340350	R1YCCH1-0340350	34 - 35	M6 BOLT
1902270	R1YCCH1-0360370	R1YCCH1-0360370	36 - 37	M6 BOLT
1902272	R1YCCH1-0380390	R1YCCH1-0380390	38 - 39	M6 BOLT
1902273	R1YCCH1-0390400	R1YCCH1-0390400	39 - 40	M6 BOLT
1902274	R1YCCH1-0400410	R1YCCH1-0400410	40 - 41	M6 BOLT
1902275	R1YCCH1-0420430	R1YCCH1-0420430	42 - 43	M6 BOLT
1902277	R1YCCH1-0430440	R1YCCH1-0430440	43 - 44	M6 BOLT
1902278	R1YCCH1-0440450	R1YCCH1-0440450	44 - 45	M6 BOLT

Item Code	Product Code	Product Code	Hose OD Range (mm)	Notes
1902279	R1YCCH1-0450470	R1YCCH1-0450470	45 - 47	M8 BOLT
1902281	R1YCCH1-0480500	R1YCCH1-0480500	48 - 50	M8 BOLT
1901672	R1YCCH1-0480510	R1YCCH1-0480510	48 - 51	M8 BOLT
1902283	R1YCCH1-0510530	R1YCCH1-0510530	51 - 53	M8 BOLT
1902285	R1YCCH1-0530540	R1YCCH1-0530540	53 - 54	M8 BOLT
1902286	R1YCCH1-0540560	R1YCCH1-0540560	54 - 56	M8 BOLT
1901589	R1YCCH1-0560600	R1YCCH1-0560600	56 - 60	M8 BOLT
1902287	R1YCCH1-0570590	R1YCCH1-0570590	57 - 59	M8 BOLT
1902288	R1YCCH1-0600620	R1YCCH1-0600620	60 - 62	M8 BOLT
1902290	R1YCCH1-0630650	R1YCCH1-0630650	63 - 65	M8 BOLT
1902291	R1YCCH1-0660680	R1YCCH1-0660680	66 - 68	M8 BOLT
1902292	R1YCCH1-0690710	R1YCCH1-0690710	69 - 71	M8 BOLT
1902293	R1YCCH1-0720740	R1YCCH1-0720740	72 - 74	M8 BOLT
1902294	R1YCCH1-0750770	R1YCCH1-0750770	75 - 77	M8 BOLT
1902295	R1YCCH1-0780800	R1YCCH1-0780800	78 - 80	M8 BOLT
1902296	R1YCCH1-0810830	R1YCCH1-0810830	81 - 83	M8 BOLT
1902297	R1YCCH1-0840860	R1YCCH1-0840860	84 - 86	M8 BOLT
1902299	R1YCCH1-0870890	R1YCCH1-0870890	87 - 89	M8 BOLT
1902300	R1YCCH1-0900920	R1YCCH1-0900920	90 - 92	M8 BOLT
1902301	R1YCCH1-0930950	R1YCCH1-0930950	93 - 95	M8 BOLT

// R1YCCV1

Retention System

Plate for Various systems

Notes: Not suitable for high-pressure air and compressed gas hoses



Item Code	Product Code	Max OD (mm)	Cable L (mm)	WP (bar)	Notes
1902509	R1YCCV1-1300450	13	450	420	LARGE PLATE

Large plate

REV.2.1

// PLASTIC

// RJS1AGO

Black Plastic Protective Flat Coil Sleeve**Application:** protective sleeve also suitable for group bundling of hose lines.**Temperature:** -20 °C to +84 °C (-4 °F to +180 °F)**Material:** HDPE (high-density polyethylene)

Item Code	Product Code	ID (mm)	OD (mm)	T (mm)	L (m)
1902552	RJS1AGO-0100000	10,5	13,3	1,4	25,0
1902554	RJS1AGO-0130000	13,4	16	1,3	25,0
1902555	RJS1AGO-0160000	16	20	2	25,0
1901061	RJS1AGO-0213000	21	25	2,2	3,0
1901062	RJS1AGO-0216000	21	25	2,2	6,0
1903096	RJS1AGO-0220000	21,6	25	1,7	25,0
1902556	RJS1AGO-0200000	20,6	25	2,2	50,0
1901072	RJS1AGO-0270650	27	32	2,5	0,7
1901073	RJS1AGO-0270900	27	32	2,5	0,9
1901063	RJS1AGO-0271300	27	32	2,5	1,3
1901637	RJS1AGO-0271500	27	32	2,5	1,5
1901070	RJS1AGO-0276000	27	32	2,5	6,0
1901067	RJS1AGO-0270000	27	32	2,5	50,0
1902051	RJS1AGO-0350000	34,6	40	2,7	25,0
1901074	RJS1AGO-0431200	43	50	3,4	1,2
1901079	RJS1AGO-0436000	43	50	3,4	6,0
1901076	RJS1AGO-0430000	43,2	50	3,4	25,0
1902520	RJS1AGO-0550000	55,6	63	3,7	25,0
1901081	RJS1AGO-0661200	66	75	4,4	1,2
1901087	RJS1AGO-0666000	66	75	4,4	6,0
1901142	RJS1AGO-0660000	66,2	75	4,4	20,0
1901089	RJS1AGO-0800000	80,2	90	4,9	20,0
1901043	RJS1AGO-0991000	99	110	5,5	1,0
1901048	RJS1AGO-0996000	99	110	5,5	6,0
1902560	RJS1AGO-0990000	99	110	5,5	15,0
1901052	RJS1AGO-1271200	127	140	6,5	1,2
1902521	RJS1AGO-1270000	127	140	6,5	10,0

// RJS1KGO

Yellow Plastic Protective Flat Coil Sleeve

Application: protective sleeve aslo suitable for group bundling of hose lines.

Temperature: -20 °C to +84 °C (-4 °F to +180 °F)

Material: HDPE (high-density polyethylene)



Item Code	Product Code	ID (mm)	OD (mm)	T (mm)	Pitch (mm)	L (m)
1902551	RJS1KGO-0100000	10	12	1,2	10,5	25,0
1902553	RJS1KGO-0130000	13,4	16	1,3	12	25,0
1901057	RJS1KGO-0160000	16	20	2	20	25,0
1901060	RJS1KGO-0200000	20,6	25	2,2	21	50,0
1901058	RJS1KGO-0211300	21	25	2,2	25	1,3
1901064	RJS1KGO-0271300	27	32	2,5	30	1,3
1902548	RJS1KGO-0271500	27	32	2,5	30	1,5
1901069	RJS1KGO-0273000	27	32	2,5	30	3,0
1901071	RJS1KGO-0276000	27	32	2,5	30	6,0
1902557	RJS1KGO-0270000	27	32	2,5	22	50,0
1903210	RJS1KGO-0350000	34,6	40	2,7	24	25,0
1901075	RJS1KGO-0431200	43	50	3,4	30	1,2
1902549	RJS1KGO-0431550	43	50	3,4	30	1,6
1901080	RJS1KGO-0436000	43	50	3,4	30	6,0
1901077	RJS1KGO-0430000	43,2	50	3,4	30	25,0
1903212	RJS1KGO-0550000	55,6	63	3,7	37	25,0
1904151	RJS1KGO-0660800	66	75	4,4	42	0,8
1901082	RJS1KGO-0661200	66	75	4,4	42	1,2
1902550	RJS1KGO-0661500	66	75	4,4	42	1,5
1901088	RJS1KGO-0666000	66	75	4,4	42	6,0
1901141	RJS1KGO-0660000	66	75	4,4	42	20,0
1902558	RJS1KGO-0800000	80	90	4,9	45	15,0
1901044	RJS1KGO-0991000	99	110	5,5	50	1,0
1901045	RJS1KGO-0991500	99	110	5,5	50	1,5
1901049	RJS1KGO-0996000	99	110	5,5	50	6,0
1902559	RJS1KGO-0990000	99	110	5,5	50	10,0

// RJS1HGO

Red Plastic Protective Flat Coil Sleeve

Application: protective sleeve aslo suitable for group bundling of hose lines.

Temperature: -20 °C to +84 °C (-4 °F to +180 °F)

Material: HDPE (high-density polyethylene)



Item Code	Product Code	ID (mm)	OD (mm)	T (mm)	Pitch (mm)	L (m)
1906648	RJS1HGO-0431200	43	50	3,4	30	25,0

REV.2.1

// TEXTILE

// RTYOG0A

Black Textile Sleeve**Application:** protection from abrasion, weather and high temperature.**Material:** polyethersulfone (PES).**Temperature:** -40 °C +100 °C (-40 °F +212 °F)

Item Code	Product Code	ID (mm)	T (mm)
1900143	RTY0G0A-02000T0	20	0,8
1900147	RTY0G0A-02500T0	25	0,8
1900142	RTY0G0A-03000T0	30	0,8
1902519	RTY0G0A-03500T0	35	0,8
1900145	RTY0G0A-04000T0	40	0,8
1900168	RTY0G0A-04500T0	45	0,8
1900183	RTY0G0A-05000T0	50	0,8
1900167	RTY0G0A-06500T0	65	0,8
1900157	RTY0G0A-07500T0	75	0,8
1900148	RTY0G0A-08500T0	85	0,8
1900151	RTY0G0A-09000T0	90	0,8
1905585	RTY0G0A-10900T0	109	0,8
1903845	RTY0G0A-15000T0	150	0,8

// HIGH TEMPERATURE & FIRE PROTECTION

// RLYGASO_ST

Fire Protection Sleeve Industrial Grade

Application: hose and fittings protection from very high temperature. Specially designed to withstand molten metal splashes.

Material: glass fiber and iron oxide red silicone rubber.

Temperature: - continuous up to +260 °C (500 °F)
- intermittent 15-20 minutes up to 1090 °C (2000 °F)
- Intermittant 15-30 seconds up tp 1650 °C (3000 °F)



Item Code	Product Code	ID (mm)
1906619	RLYGASO-0100000_ST	10
1906620	RLYGASO-0130000_ST	13
1904931	RLYGASO-0160000_ST	16
1905036	RLYGASO-0190000_ST	20
1904984	RLYGASO-0220000_ST	22
1905554	RLYGASO-0250000_ST	25
1904967	RLYGASO-0290000_ST	29
1904932	RLYGASO-0320000_ST	32
1904968	RLYGASO-0380000_ST	38
1904933	RLYGASO-0410000_ST	41
1905185	RLYGASO-0440000_ST	44
1905553	RLYGASO-0510000_ST	51
1905336	RLYGASO-0570000_ST	57
1905332	RLYGASO-0640000_ST	64
1905529	RLYGASO-0700000_ST	70
1906658	RLYGASO-0760000_ST	76

REV.2.1

// RLYGASO

Fire Protection Sleeve

UL 1441 and VW1 Flame Test Certified

Application: hose and fittings protection from very high temperature.

Specially designed to withstand molten metal splashes.

Material: glass fiber and iron oxide red silicone rubber.

Temperature: - continuous up to +260 °C (500 °F)

- intermittent 15-20 minutes up to 1090 °C (2000 °F)

- Intermittant 15-30 seconds up to 1650 °C (3000 °F)



Item Code	Product Code	ID (mm)
1901117	RLYGASO-0080000	8
1901119	RLYGASO-0100000	10
1902134	RLYGASO-0130000	13
1901103	RLYGASO-0160000	16
1902136	RLYGASO-0190000	19
1902137	RLYGASO-0220000	22
1902547	RLYGASO-0250000	25
1901151	RLYGASO-0290000	29
1902133	RLYGASO-0320000	32
1901153	RLYGASO-0350000	35
1901110	RLYGASO-0380000	38
1901111	RLYGASO-0410000	41
1902135	RLYGASO-0510000	51
1901113	RLYGASO-0570000	57
1901114	RLYGASO-0640000	64
1901156	RLYGASO-0700000	70
1902545	RLYGASO-0760000	76

DNV-GL Certified to 800°C/30mins. (ISO15540 & ISO15541) & DIN EN45545-2

// ROYOT00

Red Smooth Silicone Tape

High Temperature

General: non-adhesive, self-bonding, self-curing, liquid-tight insulation tape.

Application: hose protective tape.

Specially designed to withstand continuous high temperature.

Temperature: -40 °C +246 °C (-40 °F +475 °F)

Notes: Installation: Stretch tape during installation using at least a 50% overlap. For best results, use on clean, dry surfaces free from dirt and oil.



Item Code	Product Code	T (mm)	L (m)	B (mm)
1901101	ROYOT00-0250000	0,6	11,0	25

// PRESSURE WASH

// RGYGM0

**Bend Restrictor
Smooth**



Item Code	ID (mm)	L (mm)	Colour
1901552	12,3		BLK
1901879	13	165	BLU
1901551	17	148	BLU
1901553	17	148	BLK
1900055	17,5	118	BLK
1900056	19,5	150	BLK
1901550	20,6	147	BLU

// RGYGM1

**Bend Restrictor
Corrugated**



Item Code	ID (mm)	L (mm)	Colour
1904987	16	118	BLK
1904988	21	128	BLK

REV.2.1

// NON-RETURN VALVES

// NON RETURN VALVE - RV

Female thread

Application: suitable for liquid lines with mineral oil-based hydraulic fluids to DIN 51524 and DIN 51525. Also available for flame-resistant hydraulic fluids to VDMA 24317, for pneumatics and water hydraulics in appropriate materials on request.

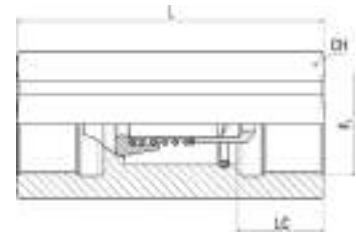
Material: galvanized steel housing and poppet valve. Brass housing also available. TPE seals (PTFE optional). TOP COAT Cr-III zinc plating through additional trivalent passivation for outstanding surface protection.

Temperature Range: -30 °C +125 °C

Benefits: one-piece housing. Low pressure drop.

Thread Standard: BSPP connection according to DIN 3852-2-X, metric connection according to DIN 3852.

Viscosity Range: to 400 cSt (53 °E)



Item Code	ID (Dash)	ID (mm)	ID (in)	WP (bar)	Opening pressure (bar)	Thread 1P	F1	CH (mm)	LC (mm)	L (mm)
1232166	4	6,0	1/4"	400	0,5	BSPP	1/4-19	19,0	14,0	50,0
1232156	4	6,0	1/4"	400	2,0	BSPP	1/4-19	19,0	14,0	50,0
1232157	4	6,0	1/4"	400	4,0	BSPP	1/4-19	19,0	14,0	50,0
1219731	6	10,0	3/8"	400	0,5	BSPP	3/8-19	22,0	14,0	50,0
1232158	6	10,0	3/8"	400	2,0	BSPP	3/8-19	22,0	14,0	50,0
1232159	6	10,0	3/8"	400	4,0	BSPP	3/8-19	22,0	14,0	50,0
1219730	8	13,0	1/2"	315	0,5	BSPP	1/2-14	27,0	16,0	57,0
1232160	8	13,0	1/2"	315	2,0	BSPP	1/2-14	27,0	16,0	57,0
1232161	8	13,0	1/2"	315	4,0	BSPP	1/2-14	27,0	16,0	57,0
1232167	12	19,0	3/4"	250	0,5	BSPP	3/4-14	36,0	16,0	65,0
1232162	12	19,0	3/4"	250	2,0	BSPP	3/4-14	36,0	16,0	65,0
1232163	12	19,0	3/4"	250	4,0	BSPP	3/4-14	36,0	16,0	65,0
1228917	16	25,0	1"	250	0,5	BSPP	1-11	41,0	18,0	73,0
1232164	16	25,0	1"	250	2,0	BSPP	1-11	41,0	18,0	73,0
1232165	16	25,0	1"	250	4,0	BSPP	1-11	41,0	18,0	73,0

Specific instructions for installation, use and maintenance are separately provided.

// NON RETURN VALVE - RV

Male thread

Application: suitable for liquid lines with mineral oil-based hydraulic fluids to DIN 51524 and DIN 51525. Also available for flame-resistant hydraulic fluids to VDMA 24317, for pneumatics and water hydraulics in appropriate materials on request.

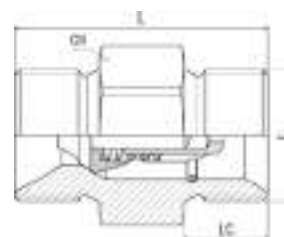
Material: galvanized steel housing and poppet valve. Brass housing also available. TPE seals (PTFE optional). TOP COAT Cr-III zinc plating through additional trivalent passivation for outstanding surface protection.

Temperature Range: -30 °C +125 °C

Benefits: one-piece housing. Low pressure drop.

Thread Standard: BSPP connection according to DIN 3852-2-X, metric connection according to DIN 3852.

Viscosity Range: to 400 cSt (53 °E)

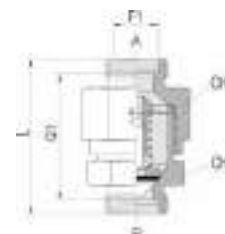


Item Code	ID (Dash)	ID (mm)	ID (in)	WP (bar)	Opening pressure (bar)	Thread 1P	F1	CH (mm)	LC (mm)	L (mm)
1242221	6	10,0	3/8"	350	1,0	BSPP	3/8-19	22,0	12,0	40,0
1242225	6	10,0	3/8"	350	3,0	BSPP	3/8-19	22,0	12,0	40,0
1242598	6	10,0	3/8"	350	6,0	BSPP	3/8-19	22,0	12,0	40,0
1242227	8	13,0	1/2"	350	1,0	BSPP	1/2-14	27,0	14,0	44,0
1242231	8	13,0	1/2"	350	3,0	BSPP	1/2-14	27,0	14,0	44,0
1242600	8	13,0	1/2"	350	6,0	BSPP	1/2-14	27,0	14,0	44,0
1242233	12	19,0	3/4"	350	1,0	BSPP	3/4-14	32,0	17,0	51,0
1242234	12	19,0	3/4"	350	3,0	BSPP	3/4-14	32,0	17,0	51,0
1242601	12	19,0	3/4"	350	6,0	BSPP	3/4-14	32,0	17,0	51,0
1242612	16	25,0	1"	320	1,0	BSPP	1-11	40,0	19,5	65,0
1242615	16	25,0	1"	320	3,0	BSPP	1-11	40,0	19,5	65,0
1242617	16	25,0	1"	320	6,0	BSPP	1-11	40,0	19,5	65,0

// NON-RETURN VALVES RHD

Male thread 1,0 BAR

Application: Non-return valves enable a flow in one direction and block it in the opposite direction.



Item Code	F1	WP (bar)	Opening pressure (bar)	CH (mm)	CH1 (mm)	L (mm)	Q1 (mm)	Flow Direction	Temp. Range (°C)
1253638	M12X1.5	250	1,0	17,0	17,0	43,0	29,0	2-1	-40 - 120
1246836	M14X1.5	250	1,0	19,0	19,0	44,0	30,0	2-1	-40 - 120
1246837	M16X1.5	250	1,0	22,0	24,0	54,5	40,5	2-1	-40 - 120
1246838	M18X1.5	250	1,0	27,0	30,0	57,5	43,5	2-1	-40 - 120
1246839	M22X1.5	250	1,0	30,0	32,0	61,5	47,5	2-1	-40 - 120
1246840	M26X1.5	160	1,0	36,0	36,0	66,5	51,5	2-1	-40 - 120
1246841	M30X2	160	1,0	41,0	46,0	76,5	61,5	2-1	-40 - 120
1246842	M36X2	100	1,0	50,0	55,0	85,0	70,0	2-1	-40 - 120
1246843	M45X2	100	1,0	60,0	65,0	95,5	74,5	2-1	-40 - 120
1246844	M52X2	100	1,0	65,0	75,0	99,5	77,5	2-1	-40 - 120


Other opening pressures upon request

REV.2.1

// NON-RETURN VALVES RHV-R

Male thread 1,0 bar

Application: Non-return valves enable a flow in one direction and block it in the opposite direction.




Item Code	F1	F2	WP (bar)	Opening pressure (bar)	CH (mm)	CH1 (mm)	LC (mm)	L (mm)	Q1 (mm)	G (mm)	Flow Direction	Temp. Range (°C)
1253641	M12X1.5	1/8-28	250	1,0	17,0	17,0	8,0	44,0	29,0	13,9	2-1	-40 - 120
1253642	M14X1.5	1/4-19	250	1,0	19,0	19,0	12,0	49,0	30,0	18,9	2-1	-40 - 120
1253647	M14X1.5	1/4-19	630	1,0	19,0	19,0	12,0	50,5	31,5	18,9	2-1	-40 - 120
1253643	M16X1.5	1/4-19	250	1,0	22,0	24,0	12,0	59,5	40,5	18,9	2-1	-40 - 120
1253648	M16X1.5	1/4-19	630	1,0	19,0	19,0	12,0	50,5	31,5	18,9	2-1	-40 - 120
1219771	M18X1.5	3/8-19	250	1,0	27,0	30,0	12,0	61,5	42,5	21,9	2-1	-40 - 120
1253649	M18X1.5	3/8-19	630	1,0	22,0	24,0	12,0	57,5	38,0	21,9	2-1	-40 - 120
1253644	M22X1.5	1/2-14	250	1,0	30,0	32,0	14,0	66,5	45,5	26,9	2-1	-40 - 120
1253645	M26X1.5	1/2-14	160	1,0	36,0	14,0	14,0	72,5	51,0	26,9	2-1	-40 - 120
1253650	M30X2	3/4-14	400	1,0	41,0	46,0	16,0	78,5	52,0	31,9	2-1	-40 - 120
1247770	M30X2	3/4-14	160	1,0	41,0	16,0	16,0	80,0	56,5	31,9	2-1	-40 - 120
1253651	M36X2	1-11	400	1,0	46,0	50,0	18,0	87,5	57,5	39,9	2-1	-40 - 120
1247771	M36X2	1-11	100	1,0	50,0	18,0	18,0	92,0	66,5	39,9	2-1	-40 - 120
1247773	M42X2	1 1/4-11	250	1,0	55,0	60,0	20,0	97,5	64,0	49,9	2-1	-40 - 120
1247772	M45X2	1 1/4-11	100	1,0	60,0	20,0	20,0	102,5	72,0	49,9	2-1	-40 - 120
1253646	M52X2	1 1/2-11	100	1,0	65,0	22,0	22,0	109,5	76,5	54,9	2-1	-40 - 120
1253652	M52X2	1 1/2-11	250	1,0	65,0	70,0	22,0	109,5	71,5	54,9	2-1	-40 - 120

Other opening pressures upon request

// NON-RETURN VALVES RHZ-R

Male thread 1,0 BAR

Application: Non-return valves enable a flow in one direction and block it in the opposite direction.



Item Code	F1	F2	WP (bar)	Opening pressure (bar)	CH (mm)	CH1 (mm)	LC (mm)	L (mm)	Q1 (mm)	G (mm)	Flow Direction	Temp. Range (°C)
1253653	M12X1.5	1/8-28	250	1,0	17,0	17,0	8,0	43,0	28,0	13,9	1-2	-40 - 120
1253654	M14X1.5	1/4-19	250	1,0	19,0	19,0	12,0	47,5	28,5	18,9	1-2	-40 - 120
1253660	M14X1.5	1/4-19	630	1,0	19,0	19,0	12,0	50,5	31,5	18,9	1-2	-40 - 120
1246851	M16X1.5	1/4-19	630	1,0	19,0	19,0	12,0	50,5	31,5	18,9	1-2	-40 - 120
1253655	M16X1.5	1/4-19	250	1,0	22,0	24,0	12,0	59,0	40,0	18,9	1-2	-40 - 120
1247318	M18X1.5	3/8-19	630	1,0	22,0	24,0	12,0	57,5	38,0	21,9	1-2	-40 - 120
1246852	M18X1.5	3/8-19	250	1,0	27,0	30,0	12,0	60,5	41,5	21,9	1-2	-40 - 120
1253661	M20X1.5	3/8-19	630	1,0	24,0	27,0	12,0	60,5	41,0	21,9	1-2	-40 - 120
1253656	M22X1.5	1/2-14	250	1,0	30,0	32,0	14,0	65,0	44,0	26,9	1-2	-40 - 120
1253662	M24X1.5	1/2-14	400	1,0	32,0	36,0	14,0	70,5	48,0	26,9	1-2	-40 - 120
1247317	M26X1.5	1/2-14	160	1,0	36,0	36,0	14,0	69,5	48,0	26,9	1-2	-40 - 120
1251451	M30X2	3/4-14	400	1,0	41,0	46,0	16,0	78,5	52,0	31,9	1-2	-40 - 120
1219776	M30X2	3/4-14	160	1,0	41,0	46,0	16,0	80,5	57,0	31,9	1-2	-40 - 120
1253663	M36X2	1-11	400	1,0	46,0	50,0	18,0	87,0	57,0	39,9	1-2	-40 - 120
1253657	M36X2	1-11	100	1,0	50,0	55,0	18,0	92,5	67,0	39,9	1-2	-40 - 120
1253664	M42X2	1 1/4-11	250	1,0	55,0	60,0	20,0	99,5	66,0	49,9	1-2	-40 - 120
1253658	M45X2	1 1/4-11	100	1,0	60,0	65,0	20,0	102,0	71,5	49,9	1-2	-40 - 120
1253665	M52X2	1 1/2-11	250	1,0	65,0	70,0	22,0	110,5	72,5	54,9	1-2	-40 - 120
1253659	M52X2	1 1/2-11	100	1,0	65,0	75,0	22,0	108,5	75,5	54,9	1-2	-40 - 120

Other opening pressures upon request

REV.2.1

// BALL VALVES 2-WAY

// 2W-BKH-BMK

Series BKH-MKH DIN-ISO 1219

BSP Female



Item Code	ID (mm)	F1	WP (bar)	CH (mm)	L (mm)
1222636	4,0	1/8-28	500	19,0	69,0
1219687	6,0	1/4-19	500	22,0	69,0
1219667	10,0	3/8-19	500	27,0	72,0
1219672	13,0	1/2-14	500	30,0	84,0
1219678	20,0	3/4-14	420	41,0	95,0
1219683	25,0	1 1/4-11	315	50,0	120,0
1219681	25,0	1-11	420	50,0	113,0
1219685	40,0	1 1/2-11	400	70,0	139,0
1219686	50,0	2-11	400	80,0	129,0

NPTF female and stainless steel version available on request

// BALL VALVES 3-WAY

// 3W-VBK3

Series BK3 - DIN 2429

BSP Female



Item Code	ID (mm)	F1	WP (bar)	CH (mm)	L (mm)
1219689	6,0	1/4-19	500	19,0	69,0
1219670	10,0	3/8-19	500	27,0	73,0
1219675	12,0	1/2-14	500	30,0	82,0
1219680	20,0	3/4-14	420	41,0	93,0
1219682	25,0	1-11	420	50,0	115,0

NPTF female and stainless steel version available on request

REV.2.1

// SWIVEL CONNECTOR

// SWCDH-BSP

SWIVEL CONNECTOR BSP

Solid Female - Solid Male

Temperature: -40 °C +100 °C

Viscosity Range: 10 to 200 cSt

Sealing: NBR

Material: Galvanized steel

Notes: For different conditions of use and cavities, contact the sales department



Item Code	Config.	Thread 1	ID (Dash)	F1	Thread 2	F2	CH (mm)	L1 (mm)	WP (bar)	Max Contin. Speed (rpm)
1221176	90	BSP60	4	1/4-19	BSP60	1/4-19	30,0	71,0	400	500
1221177	90	BSP60	6	3/8-19	BSP60	3/8-19	34,0	77,0	400	400
1221178	90	BSP60	8	1/2-14	BSP60	1/2-14	38,0	86,0	360	370
1221179	90	BSP60	12	3/4-14	BSP60	3/4-14	50,0	100,0	310	280
1221180	90	BSP60	16	1-11	BSP60	1-11	59,5	113,0	280	230
1221181	90	BSP60	20	1 1/4-11	BSP60	1 1/4-11		118,0	250	200
1221182	90	BSP60	24	1 1/2-11	BSP60	1 1/2-11		138,0	210	170
1233594	90	BSP60	32	2-11	BSP60	2-11		152,0	180	140
1221183	@0	BSP60	4	1/4-19	BSP60	1/4-19	30,0	63,0	400	500
1221184	@0	BSP60	6	3/8-19	BSP60	3/8-19	34,0	66,0	400	400
1221185	@0	BSP60	8	1/2-14	BSP60	1/2-14	36,0	73,0	360	370
1221186	@0	BSP60	12	3/4-14	BSP60	3/4-14	45,0	80,0	310	280
1221187	@0	BSP60	16	1-11	BSP60	1-11	60,0	90,0	280	230
1221188	@0	BSP60	20	1 1/4-11	BSP60	1 1/4-11	60,0	98,0	250	200
1221189	@0	BSP60	24	1 1/2-11	BSP60	1 1/2-11	70,0	107,0	210	170
1221190	@0	BSP60	32	2-11	BSP60	2-11	80,0	112,0	180	140

@0 = straight configuration

// SWCDT-BSP

SWIVEL CONNECTOR BSP

Swivel Female - Solid Female

Temperature: -40 °C +100 °C

Viscosity Range: 10 to 200 cSt

Sealing: NBR

Material: Galvanized steel

Notes: For different conditions of use and cavities, contact the sales department



Item Code	Config.	Thread 1	Conn. 1	ID (Dash)	F1	Thread 2	Conn. 2	F2	CH (mm)	L1 (mm)	WP (bar)	Max Contin. Speed (rpm)
1222342	@0	BSP60	Swivel Female	4	1/4-19	BSPP	Solid Female	3/8-19	22,0	53,0	250	60
1222341	@0	BSP60	Swivel Female	8	1/2-14	BSPP	Solid Female	3/4-14	32,0	71,0	250	60
1222343	@0	BSP60	Swivel Female	12	3/4-14	BSPP	Solid Female	1-11	40,0	80,0	250	60
1222339	@0	BSP60	Swivel Female	16	1-11	BSPP	Solid Female	1 1/4-11	50,0	94,0	200	60

@0 = straight configuration

// LOWER MOUNT

// R2YM63R

**Stainless Steel 304 Glycerine Gauge DN63
Lower Mount**



Item Code	Pressure Range (bar)	Thread 1	F1	Accuracy Class
1222456	-1 +0 Bar	BSPP	1/4-19	1,6
1222455	0 +4 Bar	BSPP	1/4-19	1,6
1224654	-1 +5 Bar	BSPP	1/4-19	1,6
1210076	0 +10 Bar	BSPP	1/4-19	1,6
1210074	0 +25 Bar	BSPP	1/4-19	1,6
1210082	0 +60 Bar	BSPP	1/4-19	1,6
1210065	0 +100 Bar	BSPP	1/4-19	1,6
1210067	0 +160 Bar	BSPP	1/4-19	1,6
1210068	0 +250 Bar	BSPP	1/4-19	1,6
1210069	0 +400 Bar	BSPP	1/4-19	1,6
1210070	0 +600 Bar	BSPP	1/4-19	1,6
1232050	0 +1000 Bar	BSPP	1/4-19	1,6

// R2YM10R

**Stainless Steel 304 Glycerine Gauge DN100
Lower Mount**



Item Code	Pressure Range (bar)	Thread 1	F1	Accuracy Class
1222449	0 +4 Bar	BSPP	1/2-14	1
1222452	0 +6 Bar	BSPP	1/2-14	1
1222444	0 +10 Bar	BSPP	1/2-14	1
1222445	0 +16 Bar	BSPP	1/2-14	1
1222447	0 +25 Bar	BSPP	1/2-14	1
1222448	0 +40 Bar	BSPP	1/2-14	1
1222450	0 +60 Bar	BSPP	1/2-14	1
1210168	0 +100 Bar	BSPP	1/2-14	1
1210090	0 +160 Bar	BSPP	1/2-14	1
1210089	0 +250 Bar	BSPP	1/2-14	1
1232049	0 +315 Bar	BSPP	1/2-14	1
1210078	0 +400 Bar	BSPP	1/2-14	1
1210088	0 +600 Bar	BSPP	1/2-14	1
1228545	0 +1000 Bar	BSPP	1/2-14	1

REV.2.1

// BACK MOUNT

// R2YM63A

Stainless Steel 304 Glycerine Gauge DN63
Back Mount



Item Code	Pressure Range (bar)	Gauge Size	Thread 1	F1	Conn. Position	Accuracy Class
1225832	0 +4 Bar	2"1/2 (63 mm)	BSPP	1/4-19	Back Mount	1,6
1210085	0 +10 Bar	2"1/2 (63 mm)	BSPP	1/4-19	Back Mount	1,6
1210151	0 +25 Bar	2"1/2 (63 mm)	BSPP	1/4-19	Back Mount	1,6
1210084	0 +60 Bar	2"1/2 (63 mm)	BSPP	1/4-19	Back Mount	1,6
1210083	0 +100 Bar	2"1/2 (63 mm)	BSPP	1/4-19	Back Mount	1,6
1210071	0 +160 Bar	2"1/2 (63 mm)	BSPP	1/4-19	Back Mount	1,6
1210072	0 +250 Bar	2"1/2 (63 mm)	BSPP	1/4-19	Back Mount	1,6
1210162	0 +400 Bar	2"1/2 (63 mm)	BSPP	1/4-19	Back Mount	1,6
1210086	0 +600 Bar	2"1/2 (63 mm)	BSPP	1/4-19	Back Mount	1,6

// R2YM10A

Stainless Steel 304 Glycerine Gauge DN100
Back Mount



Item Code	Pressure Range (bar)	Thread 1	F1	Accuracy Class
1232084	0 +4 Bar	BSPP	1/2-14	1
1222451	0 +6 Bar	BSPP	1/2-14	1
1222443	0 +10 Bar	BSPP	1/2-14	1
1228549	0 +16 Bar	BSPP	1/2-14	1
1222446	0 +25 Bar	BSPP	1/2-14	1
1228550	0 +40 Bar	BSPP	1/2-14	1
1228551	0 +60 Bar	BSPP	1/2-14	1
1228552	0 +100 Bar	BSPP	1/2-14	1
1223147	0 +160 Bar	BSPP	1/2-14	1
1223148	0 +250 Bar	BSPP	1/2-14	1
1232085	0 +315 Bar	BSPP	1/2-14	1
1223150	0 +400 Bar	BSPP	1/2-14	1
1223149	0 +600 Bar	BSPP	1/2-14	1

// ACCESSORY

// RGYMA00_BR **NEW**

Gauge Bracket



Item Code	Product Code	Material
1223028	RGYMA00-BRCK000	Aluminium

REV.2.1

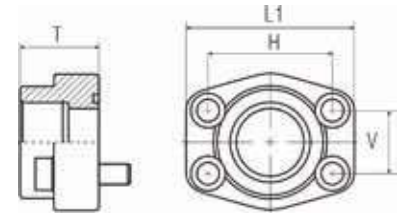
// THREADED FLANGES

// R0A33W106F

3000 psi Flange

BSPF Female

AVP



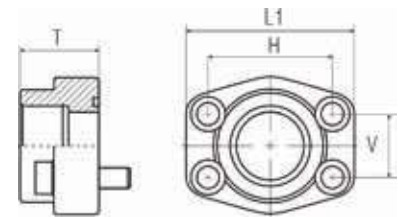
Item Code	Product Code	F1	T (mm)	H (mm)	V (mm)	L1 (mm)	WP (bar)
1220959	R0A33W106F-0808	1/2	36,0	38,1	17,5	57,0	345
1220967	R0A33W106F-1212	3/4	36,0	47,6	22,3	66,0	345
1222389	R0A33W106F-1616	1	38,0	52,4	26,2	71,0	345
1222387	R0A33W106F-2020	1 1/4	41,0	58,7	30,2	80,0	275
1220949	R0A33W106F-2424	1 1/2	44,0	69,9	35,7	94,0	210
1220963	R0A33W106F-3232	2	45,0	77,8	42,9	103,0	210

// R0A36W106F

6000 psi Flange

BSPF Female

AVP



Item Code	Product Code	F1	T (mm)	H (mm)	V (mm)	L1 (mm)	WP (bar)
1220960	R0A36W106F-0808	1/2	36,0	40,5	18,2	57,0	420
1220966	R0A36W106F-1212	3/4	36,0	50,8	23,8	71,0	420
1220958	R0A36W106F-1616	1	44,0	57,2	27,8	80,0	420
1220962	R0A36W106F-2020	1 1/4	44,0	66,6	31,8	94,0	420
1220961	R0A36W106F-2424	1 1/2	51,0	79,3	36,5	106,0	420
1220964	R0A36W106F-3232	2	70,0	96,8	44,5	135,0	420

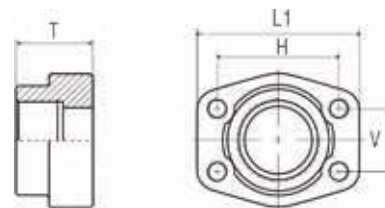
// THREADED COUNTER FLANGES

// R0A63W106F

3000 psi Counter Flange

BSPF Female

AVP



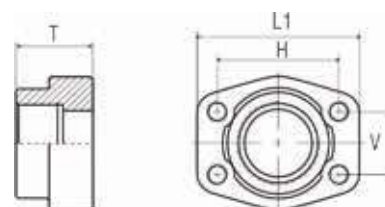
Item Code	Product Code	F1	T (mm)	H (mm)	V (mm)	L1 (mm)	WP (bar)
1242580	R0A63W106F-0808	1/2	36,0	38,1	17,5	57,0	345
1242581	R0A63W106F-1212	3/4	36,0	47,6	22,3	66,0	345
1242582	R0A63W106F-1616	1	38,0	52,4	26,2	71,0	345
1242583	R0A63W106F-2020	1 1/4	41,0	58,7	30,2	80,0	275

// R1A87W106F

6000 psi Counter Flange

BSPF Female

Zinc Plated



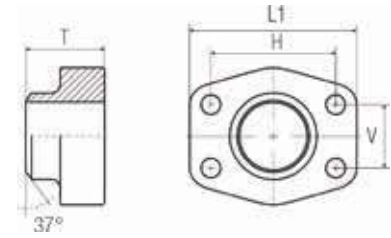
Item Code	Product Code	F1	T (mm)	H (mm)	V (mm)	L1 (mm)	WP (bar)
1228800	R1A87W106F-0808	1/2	36,0	40,5	18,2	57,0	420
1242585	R1A87W106F-1616	1	44,0	57,2	27,8	80,0	420
1242586	R1A87W106F-2020	1 1/4	44,0	66,6	31,8	94,0	420
1242587	R1A87W106F-2424	1 1/2	51,0	79,3	36,5	106,0	420
1242588	R1A87W106F-3232	2	70,0	96,8	44,5	135,0	420

REV.2.1

// BUTT WELD CONTROL FLANGE

// R1A33W100S

Butt Weld Counter Flange 3000 psi



Item Code	Product Code	F1	T (mm)	H (mm)	V (mm)	L1 (mm)	WP (bar)
1225809	R1A33W100S-2000	1 1/4	41,0	58,7	30,2	80,0	210
1225808	R1A33W100S-3200	2	45,0	77,8	42,9	103,0	210

// O-RING

// HNOJ0900F


O-Ring for 3K-6K Flange
NBR - 90SH



Item Code	Product Code	Thread Size	ID (mm)	T (mm)	Temp. Range (°C)
1221396	HNOJ0900-186353	1/2"	18,6	3,5	-35 - 100
1221400	HNOJ0900-250353	3/4"	25,0	3,5	-35 - 100
1221403	HNOJ0900-329353	1"	32,9	3,5	-35 - 100
1221406	HNOJ0900-376353	1 1/4"	37,7	3,5	-35 - 100
1221407	HNOJ0900-472353	1 1/2"	47,2	3,5	-35 - 100
1221408	HNOJ0900-567353	2"	56,8	3,5	-35 - 100
1224633	HNOJ0900-694353	2 1/2"	69,4	3,5	-35 - 100
1223257	HNOJ0900-853353	3"	85,3	3,5	-35 - 100
1225264	HNOJ0900-103353	4"	103,7	3,5	-35 - 100

// HNOJ0800

O-Ring for 3K-6K Flange
NBR - 90SH




Item Code	Product Code	Thread Type	Thread Size	ID (mm)	T (mm)	Temp. Range (°C)
1221396	HNOJ0900-186353	SAE 3K-6K	1/2"	18,6	3,5	-35 - 100
1221400	HNOJ0900-250353	SAE 3K-6K	3/4"	25,0	3,5	-35 - 100
1221403	HNOJ0900-329353	SAE 3K-6K	1"	32,9	3,5	-35 - 100
1221406	HNOJ0900-376353	SAE 3K-6K	1 1/4"	37,7	3,5	-35 - 100
1221407	HNOJ0900-472353	SAE 3K-6K	1 1/2"	47,2	3,5	-35 - 100
1221408	HNOJ0900-567353	SAE 3K-6K	2"	56,8	3,5	-35 - 100
1223257	HNOJ0900-853353	SAE 3K-6K	3"	85,3	3,5	-35 - 100

REV.2.1

// HNOJ0900B

O-Ring for BSP Adapters

NBR - 90SH



Item Code	Product Code	Thread Size	ID (mm)	T (mm)	Temp. Range (°C)
1904311	HNOJ0900-060100	1/4"	6,0	1,0	-35 - 100
1903295	HNOJ0900-081160	3/8"	8,1	1,6	-35 - 100
1903280	HNOJ0900-121160	1/2"	12,1	1,6	-35 - 100
1903587	HNOJ0900-131160	5/8"	13,1	1,6	-35 - 100
1903580	HNOJ0900-171160	3/4"	17,1	1,6	-35 - 100
1903569	HNOJ0900-221160	1"	22,1	1,6	-35 - 100
1903252	HNOJ0900-291160	1 1/4"	29,1	1,6	-35 - 100
1903246	HNOJ0900-351160	1 1/2"	35,1	1,6	-35 - 100
1904310	HNOJ0900-474180	2"	47,4	1,8	-35 - 100

// HNOJ09000

O-Ring for ORFS Adapters

NBR - 90SH




Item Code	Product Code	Thread Size	ID (mm)	T (mm)	Temp. Range (°C)
1903596	HNOJ0900-076178	9/16"-18	7,7	1,8	-35 - 100
1903594	HNOJ0900-092178	11/16"-16	9,2	1,8	-35 - 100
1903590	HNOJ0900-124178	13/16"-16	12,4	1,8	-35 - 100
1903583	HNOJ0900-156178	1"-14	15,6	1,8	-35 - 100
1903577	HNOJ0900-187178	1 3/16"-12	18,8	1,8	-35 - 100
1903566	HNOJ0900-235178	1 7/16"-12	23,5	1,8	-35 - 100
1903561	HNOJ0900-298178	1 11/16"-12	29,9	1,8	-35 - 100
1903557	HNOJ0900-378178	2"-12	37,8	1,8	-35 - 100

// HNOJ0900D

O-Ring for DKO Adapters

NBR - 90SH



Item Code	Product Code	Thread Size	ID (mm)	T (mm)	Temp. Range (°C)
1903304	HNOJ0900-040150	6 L/S	4,0	1,5	-35 - 100
1903301	HNOJ0900-060150	8 L/S	6,0	1,5	-35 - 100
1903297	HNOJ0900-075150	10 L/S	7,5	1,5	-35 - 100
1903595	HNOJ0900-090150	12 L/S	9,0	1,5	-35 - 100
1903282	HNOJ0900-120200	15L / 16S	12,0	2,0	-35 - 100
1903275	HNOJ0900-150200	18L	15,0	2,0	-35 - 100
1903271	HNOJ0900-163240	20S	16,3	2,4	-35 - 100
1903574	HNOJ0900-200200	22L	20,0	2,0	-35 - 100
1903573	HNOJ0900-203240	25S	20,3	2,4	-35 - 100
1904308	HNOJ0900-253240	30S	25,3	2,4	-35 - 100
1903255	HNOJ0900-260200	28L	26,0	2,0	-35 - 100
1903249	HNOJ0900-320250	35L	32,0	2,5	-35 - 100
1904309	HNOJ0900-332240	38S	33,2	2,4	-35 - 100
1903556	HNOJ0900-380250	42L	38,0	2,5	-35 - 100

REV.2.1

// PROFILED GASKET

// HNOJ0800_G

Profiled Gasket for Threaded Adapters
NBR - 80SH



Item Code	Product Code	Thread Type	Thread Size	ID (mm)	T (mm)	Temp. Range (°C)
1221438	R1A-0905049900	BSP	3/8"	14,7	2,2	-35 - 100
1221439	R1A-0905079900	BSP	1/2"	18,5	2,2	-35 - 100
1221433	R1A-0905129900	BSP	1 1/4"	38,8	2,9	-35 - 100
1221437	R1A-0905229900	MET	M10	8,4	1,6	-35 - 100
1221435	R1A-0905029900	MET	M14	11,6	2,2	-35 - 100
1221436	R1A-0905109900	MET	M26	23,9	2,9	-35 - 100
1221434	R1A-0905119900	MET	M33	29,7	2,9	-35 - 100

// BONDED SEAL

// R1ADS06000

Self Centering Bonded Seal

BSP

Steel/NBR - 70SH



Item Code	Product Code	Thread Size	ID (mm)	T (mm)	Temp. Range (°C)
1221801	R1ADS06000-0200	1/8"	13,7	2,0	-30 - 100
1221809	R1ADS06000-0400	1/4"	13,7	2,0	-30 - 100
1221818	R1ADS06000-0600	3/8"	17,3	2,0	-30 - 100
1221807	R1ADS06000-0800	1/2"	21,5	2,5	-30 - 100
1221820	R1ADS06000-1000	5/8"	23,5	2,5	-30 - 100
1221816	R1ADS06000-1200	3/4"	27,1	2,5	-30 - 100
1221805	R1ADS06000-1600	1"	33,9	3,2	-30 - 100
1221803	R1ADS06000-2000	1 1/4"	42,9	3,2	-30 - 100
1221802	R1ADS06000-2400	1 1/2"	48,4	3,2	-30 - 100
1221814	R1ADS06000-3200	2"	60,6	3,2	-30 - 100

// R1ADS0600M

Self Centering Bonded Seal

MET

Steel/NBR - 70SH



Item Code	Product Code	Thread Size	ID (mm)	T (mm)	Temp. Range (°C)
1221822	R1ADS0600M-0400	M4	4,5	1,0	-30 - 100
1221823	R1ADS0600M-0500	M5	5,7	1,0	-30 - 100
1221824	R1ADS0600M-0600	M6	6,7	1,0	-30 - 100
1221825	R1ADS0600M-0800	M8	8,7	1,0	-30 - 100
1221826	R1ADS0600M-1000	M10	10,7	1,5	-30 - 100
1222404	R1ADS0600M-1200	M12	12,7	1,5	-30 - 100
1221827	R1ADS0600M-1400	M14	14,7	1,5	-30 - 100
1221828	R1ADS0600M-1600	M16	16,7	1,5	-30 - 100
1221829	R1ADS0600M-1800	M18	18,7	1,5	-30 - 100
1221830	R1ADS0600M-2000	M20	20,7	1,5	-30 - 100
1221832	R1ADS0600M-2200	M22	22,7	2,0	-30 - 100
1221833	R1ADS0600M-2400	M24	24,7	2,0	-30 - 100
1222405	R1ADS0600M-2600	M26	26,7	2,0	-30 - 100
1221837	R1ADS0600M-2800	M28	28,0	2,0	-30 - 100
1221835	R1ADS0600M-3000	M30	31,0	2,0	-30 - 100
1221836	R1ADS0600M-3600	M36	36,7	2,0	-30 - 100
1222349	R1ADS0600M-5200	M52	56,4	3,0	-30 - 100

REV.2.1

// R3ADS06000

Self Centering Bonded Seal

BSP

Stainless Steel/NBR - 70SH



Item Code	Product Code	Thread Size	ID (mm)	T (mm)	Temp. Range (°C)
1221812	R3ADS06000-0200	1/8"	10,4	2,0	-30 - 100
1221811	R3ADS06000-0400	1/4"	13,7	2,0	-30 - 100
1221819	R3ADS06000-0600	3/8"	17,3	2,0	-30 - 100
1221808	R3ADS06000-0800	1/2"	21,5	2,5	-30 - 100
1221817	R3ADS06000-1200	3/4"	27,1	2,5	-30 - 100
1221806	R3ADS06000-1600	1"	33,9	2,5	-30 - 100
1224657	R3ADS06000-3800	1 1/2"	38,0	3,0	-30 - 100
1225060	R3ADS06000-2000	1 1/4"	42,9	3,0	-30 - 100
1225265	R3ADS06000-3200	2"	60,6	3,0	-30 - 100



// MACHINES AND TOOLS

// CRIMPING.....	379	// FOAM PROJECTILES.....	389
// HOSE RACK.....	384	// LUNCHERS KITS.....	393
// CUTTING.....	385	// BENDING.....	394
// SKIVING.....	387	// PREASSEMBLY DIN 24.....	395
// HEAT-SHRINKABLE PROTECTION CAPS.....	388		

REV.2.1

// CRIMPING

// CRS-16HP

Portable manual hose crimper with hand pump.



Item Code	Dimensions	Max ID Hose (in)	Crimp. Force (t)	Actuation Type	Crimp Range (mm)
7000084	331X401X271	1"	96	By hand	10 - 45

Also available in pneumatic version (CRS-16AP)

// CRS-16AP

Portable pneumatic hose service crimper.



Item Code	Dimensions	Max ID Hose (in)	Crimp. Force (t)	Actuation Type	Crimp Range (mm)
7000093	331X346X271	1"	96	By hand	10 - 45

// CRS-16HPZ

Manual hydraulic crimping machine for one-off production of hose assemblies (e.g. in repair shops).



Item Code	Dimensions	Max ID Hose (in)	Crimp. Force (t)	Actuation Type	Crimp Range (mm)
7002203	390X331X271	1	96	By hand	10 - 45
7002302	390X331X271	1"	96	By hand	10 - 45

// CRS-20CS

Electric crimping machine specially designed for service van use. They are battery powered with 12V or 24V crimping head on left as standard. Right version available as option.



Item Code	Dimensions	Max ID Hose (in)	Crimp. Force (t)	Actuation Type	Crimp Range (mm)
7002812	583X533X387	1 1/2	137	By hand	10 - 61

Also available as Z-model with separate hydraulic unit for better weight balancing and space usage in service van.

// CRS-20CSZ *NEW*

Electric crimping machine specially designed for service van use. They are battery powered with 12V or 24V crimping head separate from hydraulic power unit



Item Code	Max ID Hose (in)	Crimp. Force (t)	Actuation Type	Crimp Range (mm)
7002341	1 1/2	137	By hand	10 - 61

// CRW-20NMS

Electric crimping machine; strong, fast and reliable for any service crimping need. It turns hydraulics off to conserve energy, and to reduce workplace noise levels whenever the machine is idle



Item Code	Dimensions	Max ID Hose (in)	Crimp. Force (t)	Actuation Type	Crimp Range (mm)
7002445	650X510X620	1 1/2"	137	By hand	10 - 61

Max hose size for Powerflexbio 4K,5K,6K 4-Spiral 1" or consult with PM

REV.2.1

// CRW-32NMS

Electric crimping machine; strong, fast and reliable for any service crimping need. It turns hydraulics off to conserve energy, and to reduce workplace noise levels whenever the machine is idle



Item Code	Dimensions	Max ID Hose (in)	Crimp. Force (t)	Actuation Type	Crimp Range (mm)
7002446	675X520X620	2"	200	By hand	10 - 87

Max hose size for Powerflexbio 4K,5K 4-Spiral 1 1/4" or consult with PM

// CRW-51MS *NEW*

Multi-purpose table top crimping machine for hydraulic and industrial hoses.



Item Code	Dimensions	Max ID Hose (in)	Crimp. Force (t)	Actuation Type	Crimp Range (mm)
7002684	706X473X758	2 1/2"	280	By hand	10 - 124

Max hose size for Powerflexbio 4K&5K 4-6 Spiral 1 1/2"

// CRW-20NMSC

Electric crimping Machine: package solution, with die set and tool rack

Notes: P20NMS + 10pcs of P20 standard dies (from 20-14 to 20-54) and tool rack



Item Code	Dimensions	Max ID Hose (in)	Crimp. Force (t)	Actuation Type	Crimp Range (mm)
7002682	650X510X620	1 1/2"	137	By hand	10 - 61

Max hose size for Powerflexbio 4K,5K,6K 4-Spiral 1" or consult with PM

// CRW-32NMSC

Electric crimping Machine: package solution, with die set and tool rack.

Notes: P32NMS + 10pcs of P20 standard dies (from 20-14 to 20-54) and tool rack



Item Code	Dimensions	Max ID Hose (in)	Crimp. Force (t)	Actuation Type	Crimp Range (mm)
7002683	675X520X620	2"	200	By hand	10 - 87

Max hose size for Powerflexbio 4K,5K 4-Spiral 1 1/4" or consult with PM

// DS-P16 *NEW*

Crimping Machine - Die Set for CRS-16HP, CRS-16HPZ and CRS-16AP



Item Code	L1 (mm)	Crimp Range (mm)
7000100	55,0	10 - 12
7000101	55,0	12 - 14
7000102	55,0	14 - 16
7000103	55,0	16 - 19
7000105	55,0	19 - 23
7000107	55,0	23 - 27
7000109	55,0	27 - 31
7000116	55,0	31 - 38

// DS-P20

Crimping Machine Die Set for CRS-20CS and CRS-20CSZ



Item Code	L1 (mm)	Crimp Range (mm)
7000471	55,0	7 - 10
7000468	55,0	10 - 12
7000469	55,0	12 - 14
7000104	55,0	16 - 19
7000106	55,0	19 - 23
7000108	55,0	23 - 27
7000110	70,0	27 - 31
7000117	70,0	31 - 36
7000118	75,0	36 - 41
7000120	85,0	47 - 54
7000119	75,0	41 - 47
7000121	85,0	54 - 61

REV.2.1

// DS-P32

Crimping Machine Die Set for CRW-32NMS and CRW-32NMSC



Item Code	L1 (mm)	Crimp Range (mm)
7000474	55,0	19 - 22
7000473	55,0	16 - 19
7000475	70,0	22 - 26
7000476	70,0	26 - 30
7000477	70,0	30 - 34
7000479	75,0	39 - 45
7000478	75,0	34 - 39
7000481	90,0	51 - 57
7000480	90,0	45 - 51
7000482	100,0	57 - 63
7002290	110,0	51 - 57
7000483	110,0	63 - 69
7000484	110,0	69 - 75

// DS-140

Crimping Machine - Die Set



Item Code	L1 (mm)	Crimp Range (mm)
7002340	150,0	78 - 80
7002339	150,0	74 - 80

// HOSE RACK

// HRACK-BDL

Hose Rack for Bundle



Item Code	Notes
7002670	1130X940X1893

// HRACK-ROL

Hose Rack for Rolls



Item Code	Notes
7002865	1450X780X1670

REV.2.1

// CUTTING

// CUTS-30CS

Designed for service van use. Manually operated and easy to use, provided with a fume exhaust connection.



Item Code	Motor Power (Kw)	Voltage (V)	Dimensions	Actuation Type	Notes
7002338	3	12V DC	600X503X739	By hand	300MM BLADE

12 or 24V pack available upon request. Max hose size 1 1/4" 2 Wire Braid

// CUTW-CM30

Designed for workshop use. Manually operated and easy to use, provided with a fume exhaust connection.



Item Code	Motor Power (Kw)	Voltage (V)	Dimensions	Actuation Type	Notes
7002304	3	400V AC	600X503X739	By hand	300MM BLADE

Max hose size 2 wire braid

// CUTW-TF1EC

Inexpensive and compact cutting machine, ideal for cutting flexible hydraulic hoses up to 1" four spirals.



Item Code	Motor Power (Kw)	Voltage (V)	Dimensions	Actuation Type	Notes
7002306	0,75	400V AC	516X594X354	By hand	250MM BLADE

// CUTW-TF1E

Inexpensive and compact cutting machine, ideal for cutting flexible hydraulic hoses up to 1" 1/4 four spirals and up to 1" six spirals.



Item Code	Motor Power (Kw)	Voltage (V)	Dimensions	Actuation Type	Notes
7002307	1,1	400V AC	525X660X445	By hand	250MM BLADE

12V power pack available upon request.

// CUTW-TF2E

Ideal for cutting flexible hydraulic hoses up to 2" four spirals and 1" 1/2 six spirals



Item Code	Motor Power (Kw)	Voltage (V)	Dimensions	Actuation Type	Notes
7002308	3	400V AC	650X700X420	By hand	250MM BLADE

REV.2.1

// SKIVING

// SKIVE-S

Skiving Machine Service



Item Code	Weight	Dimensions	Actuation Type
7002342	7	480X240X100	By hand

// SKIVE-MND

Mandrel for external skiving



Item Code	Max ID Hose (in)
7002343	3/8"
7002344	1/2"
7002345	3/4"
7002346	3/4"

// SKIVE-W

Skiving Machine Workshop



Item Code	Weight	Motor Power (Kw)	Voltage (V)	Dimensions	Actuation Type
7002833	34	0,75	400V AC	821X366X390	By hand

// HEAT-SHRINKABLE PROTECTION CAPS

// HEAT-CAP

Heat-Shrinkable Protection Caps



Item Code	Colour	Notes
1904867	BLU	18-23MM
1904868	BLU	24-29MM
1904865	BLU	12-18 MM
1904870	BLU	41-50MM
1904869	BLU	30-36MM
1904873	BLU	64-78MM
1904872	BLU	55-65MM
1904866	BLU	16-21MM
1904871	BLU	49-56MM

REV.2.1

// FOAM PROJECTILES

// FOAM-P-MD

Foam Projectiles - Medium Density



Item Code	Size (mm)	Colour	Notes
7000166	5	WHT	100 PCS BAG
7002448	6	WHT	100 PCS BAG
7000168	7	WHT	100 PCS BAG
7000169	8	WHT	100 PCS BAG
7000170	10	WHT	100 PCS BAG
7000172	12	WHT	100 PCS BAG
7000162	14	WHT	100 PCS BAG
7002449	16	WHT	100 PCS BAG
7000145	18	WHT	100 PCS BAG
7002450	20	WHT	50 PCS BAG
7000167	22	WHT	50 PCS BAG
7002451	24	WHT	50 PCS BAG
7000161	26	WHT	50 PCS BAG
7002452	28	WHT	40 PCS BAG
7002453	30	WHT	40 PCS BAG
7000142	33	WHT	40 PCS BAG
7002454	36	WHT	30 PCS BAG
7000144	40	WHT	40 PCS BAG
7002455	45	WHT	20 PCS BAG
7000143	50	WHT	20 PCS BAG
7000164	55	WHT	15 PCS BAG
7002456	60	WHT	15 PCS BAG
7000155	65	WHT	10 PCS BAG
7002457	70	WHT	10 PCS BAG
7002458	75	WHT	10 PCS BAG
7002459	80	WHT	10 PCS BAG
7002460	85	WHT	10 PCS BAG
7002461	90	WHT	10 PCS BAG
7002462	95	WHT	10 PCS BAG
7002463	100	WHT	10 PCS BAG

// FOAM-P-HD

Foam Projectiles - High Density




Item Code	Size (mm)	Colour	Notes
7002464	6	WHT	100 PCS BAG
7002465	7	WHT	100 PCS BAG
7002466	8	WHT	100 PCS BAG
7002467	10	WHT	100 PCS BAG
7002468	12	WHT	100 PCS BAG
7002469	14	WHT	100 PCS BAG
7002470	16	WHT	100 PCS BAG
7002471	18	WHT	100 PCS BAG
7002472	20	WHT	50 PCS BAG
7002473	22	WHT	50 PCS BAG
7002474	24	WHT	50 PCS BAG
7002475	26	WHT	50 PCS BAG
7002476	28	WHT	40 PCS BAG
7002477	30	WHT	40 PCS BAG
7002478	33	WHT	40 PCS BAG
7002479	36	WHT	30 PCS BAG
7002480	40	WHT	30 PCS BAG
7002481	45	WHT	20 PCS BAG
7002482	50	WHT	20 PCS BAG
7002483	55	WHT	15 PCS BAG
7002484	60	WHT	15 PCS BAG
7002485	65	WHT	10 PCS BAG

REV.2.1

// FOAM-P-A

Foam Projectiles - Abrasive



Item Code	Size (mm)	Colour	Notes
7002486	6	WHT/BLU	100 PCS BAG
7002487	7	WHT/BLU	100 PCS BAG
7002488	10	WHT/BLU	100 PCS BAG
7002489	12	WHT/BLU	100 PCS BAG
7002490	14	WHT/BLU	100 PCS BAG
7002491	16	WHT/BLU	100 PCS BAG
7002492	18	WHT/BLU	100 PCS BAG
7002493	20	WHT/BLU	50 PCS BAG
7002494	22	WHT/BLU	50 PCS BAG
7002495	24	WHT/BLU	50 PCS BAG
7002496	26	WHT/BLU	50 PCS BAG
7002497	28	WHT/BLU	40 PCS BAG
7002498	30	WHT/BLU	40 PCS BAG
7002499	33	WHT/BLU	40 PCS BAG
7002500	36	WHT/BLU	30 PCS BAG
7002501	40	WHT/BLU	30 PCS BAG
7002502	45	WHT/BLU	20 PCS BAG
7002503	50	WHT/BLU	20 PCS BAG
7002504	55	WHT/BLU	15 PCS BAG
7002505	60	WHT/BLU	15 PCS BAG
7002506	65	WHT/BLU	10 PCS BAG
7002507	70	WHT/BLU	10 PCS BAG
7002508	75	WHT/BLU	10 PCS BAG
7002509	80	WHT/BLU	10 PCS BAG
7002510	85	WHT/BLU	10 PCS BAG
7002511	90	WHT/BLU	10 PCS BAG
7002512	95	WHT/BLU	10 PCS BAG
7002513	100	WHT/BLU	10 PCS BAG
7002514	110	WHT/BLU	10 PCS BAG

// FOAM-P-US

Foam Projectiles - Ultra Scrub



Item Code	Size (mm)	Colour	Notes
7002515	6	WHT/YEL	100 PCS BAG
7002516	7	WHT/YEL	100 PCS BAG
7002517	8	WHT/YEL	100 PCS BAG
7002518	10	WHT/YEL	100 PCS BAG
7002519	12	WHT/YEL	100 PCS BAG
7002520	14	WHT/YEL	100 PCS BAG
7002521	16	WHT/YEL	100 PCS BAG
7002522	18	WHT/YEL	100 PCS BAG
7002523	20	WHT/YEL	50 PCS BAG
7002524	22	WHT/YEL	50 PCS BAG
7002525	24	WHT/YEL	50 PCS BAG
7002526	26	WHT/YEL	50 PCS BAG
7002527	28	WHT/YEL	40 PCS BAG
7002528	30	WHT/YEL	40 PCS BAG
7002529	33	WHT/YEL	40 PCS BAG
7002530	36	WHT/YEL	30 PCS BAG
7002531	40	WHT/YEL	30 PCS BAG
7002532	45	WHT/YEL	20 PCS BAG
7002533	50	WHT/YEL	20 PCS BAG
7002534	55	WHT/YEL	15 PCS BAG
7002535	60	WHT/YEL	15 PCS BAG

REV.2.1

// LUNCHERS KITS

// CLEAN-GUNA

Cleaning Gun Kit

Launcher and 8 nozzles



Item Code	Notes
7002284	1/4" - 1 1/4"

// CLEAN-GUNB

Cleaning Gun Kit

Launcher, Launcher Stand, 20 Nozzles 1/4" - 2" Air Clean Projectiles




Item Code	Notes
7002285	1/4" - 2"

// BENDING

// PIPEBEND-M

Pipe Bending Manual

Tube: 6 to 18 mm



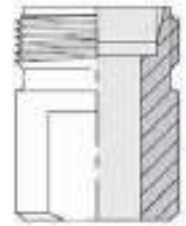
Item Code	Weight	Notes
7000189	10	720X190X80

REV.2.1

// PREASSEMBLY DIN 24

// PRE-DINL-M

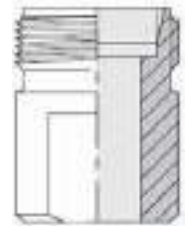
Pre-assembly DIN 24° Manual
Light Series




Item Code	Notes
7000216	06L
7000507	08L
7000208	10L
7000209	12L
7000211	15L
7000508	18L
7000214	22L
7000509	28L
7000872	35L
7000215	42L

// PRE-DINS-M

Pre-assembly DIN 24° Manual
Heavy Series



Item Code	Notes
7000217	06S
7000510	08S
7000549	10S
7000210	12S
7000511	14S
7000212	16S
7000213	20S
7000712	25S
7000876	30S
7000875	38S



// APPENDIX

// HOSE GUIDELINE.....	397	// ADAPTERS GUIDELINES.....	421
// FITTINGS GUIDELINES.....	407	// INDEX.....	426

// HOSE GUIDELINE

SETTING NEW STANDARD

Dunlop Hiflex cares for the environment and for your equipment among Dunlop Hiflex's newest products are Powerflexbio 3000, 4000, 5000, 5000 PLUS, 6000 spiral hose, low temperature, Temp Tech, MineTuff, SuperTuff hose and a complete coupling line.

They join the extensive range of Dunlop Hiflex hose, the high pressure hydraulic components that have set the standard for reliability and durability.

DESIGN

Throughout the world, Dunlop Hiflex has built up a name synonymous with quality, a reputation based on first class product, a commitment to research and development and ongoing capital investment.

The development and product engineering staff in Dunlop Hiflex, continue to provide fluid conveying product innovations that assure better performance and cost saving to our customers.

Dunlop Hiflex hose and couplings are designed to work together as a system for problem free performance, no matter what machine you operate.

The performance of all our products exceeds SAE, DIN, JIS requirements and some hoses meet the MSHA and LOBA flame resistance requirements, as well.

LEADERSHIP IN HYDRAULIC HOSE AND COUPLING COMPONENTS

Dunlop Hiflex has developed into a world leading manufacturer of fluid power and fluid system components. A positive attitude towards the demands of new equipment which is using the latest technology has seen Dunlop Hiflex introduce many outstanding new hydraulic hose types. These hoses have found acceptance in a wide range of industries, some examples are: Mining, Logging, Petroleum, Railroad, Construction, Earthmoving, Agriculture, Waste/Refuse, Manufacturing, Pulp and Plywood Mills, Moulding, Drilling, Crane

GLOBAL COMPANY

Due to our world-wide organisation of subsidiaries and distributors you will always be near a source for Dunlop Hiflex products. Your Dunlop Hiflex dealer has trained personnel to consult with you on your hose and coupling requirements guaranteeing consistent quality and performance.

OUR COMMITMENT

By remaining alert to customer's needs, Dunlop Hiflex is constantly engineering new products for tomorrow's markets as well as modifying them for even higher performances.

Dunlop Hiflex commitment to innovation and service makes our products known throughout the world for quality, reliability and leadership, when you need quality hose and couplings, use the best available.

Now you can count on Dunlop Hiflex for all your needs.

TESTING

Dunlop Hiflex laboratories are fully equipped to carry out tests according to standards like SAE, ISO, DIN and JIS. New products are also subjected to laboratory simulation of actual service prior to being released on the market.

WORLD CLASS QUALITY

Dunlop Hiflex is working to adhere to internationally recognised quality programmes requiring stringent standards.

Many of our customers are demanding ISO qualification or equivalent as a prerequisite for purchasing. This standard is an assurance of consistent quality. For Dunlop Hiflex this is just the start "do it right from the beginning".

IMPORTANT NOTE FOR USERS

Hose assemblies require caution in use not only to provide long service life but also to guard against potentially dangerous failure.

Serious injury, death and destruction of property can result from the rupture or blowing-apart of a hydraulic hose assembly that is damaged, worn out, badly assembled or installed incorrectly.

Users should follow good maintenance practices. Avoid expensive downtime by establishing a program of inspection, testing and replacement of hose assemblies before failure occurs; taking into account factors including: severity of application, frequency of equipment use, past performance of hose assemblies. Document your maintenance, inspections and testing.

Only properly trained persons should inspect, test or service hose assemblies and this training should be updated regularly.

Users should carefully observe the precautions listed below under "be aware that" as well as follow closely our recommendations for the selection of hose and couplings. In addition, care should be taken not to exceed the minimum bend radius listed for each hose size and type.

Maximum operating pressure should not exceed the pressures listed. Instruction for assembling fittings to different hoses should be followed carefully to ensure the safe performance of the complete assembly.

By following the recommendations on hose assembly routing and installation, improved safety and longer service life of any hose installation will result.

Hydraulic fluid under pressure can be potentially dangerous!! An explosive burst or stream of escaping fluid can cause damage to equipment as well as serious injury to persons nearby.

BE AWARE THAT...

1. Highly pressurised fluid escaping from a small pinhole can be almost invisible and, yet, exert extreme force capable of penetrating the skin and other body tissues, causing possible severe injury.
2. Hot fluids or chemicals can cause severe burns.
3. Pressurised fluids, if released uncontrolled, can exert a tremendous explosive force.
4. All hydraulic hoses listed in this catalogue are electrically conductive.
5. Some hydraulic fluids are highly flammable.

AND...

6. Always position a shield between you and any pressurised hydraulic lines when working next to them... or shut the pressure off.
7. Wear safety glasses.
8. Do not use your hands to check for leaks. Do not touch a pressurised hydraulic hose assembly with any part of your body, if fluid punctures the skin, even if no pain is felt, a serious emergency exists. Obtain medical assistance immediately. Failure to do so can result in loss of the injured body part or death.
9. Stay out of hazardous areas while testing hose assemblies under pressure. Use proper safety protection.
10. If an injury or reaction occurs, get medical attention right away.
11. Use only non conductive thermoplastic hoses where electrical conductivity is not desired: for instance, equipment working on electric power lines.

Dunlop Hiflex hose and fitting are designed, engineered and tested to be used together in an assembly.

The use of Dunlop Hiflex fittings on other manufactures hose or the use of Dunlop Hiflex hose with other manufactures fittings may result in the production of unreliable or unsafe assemblies. It is neither recommended nor authorised by Dunlop Hiflex.

Dunlop Hiflex recommends only those hose and coupling combinations specified in the Dunlop Hiflex Hydraulic Products Catalogues.

Dunlop Hiflex disclaims any liability for any hose assemblies which have not been produced in conformance with Dunlop Hiflex assembly recommendations and current crimp data charts. Extensive impulse testing has been performed by Dunlop Hiflex to verify the recommendations contained in this catalogue. A simple burst or pressure test cannot determine a hose and coupling combination.

Any claim for defects must be made in writing on the appropriate ISO 9001 complaint form within 8 days from receipt of the product. Dunlop Hiflex will have a reasonable opportunity thereafter to examine and investigate the alleged defect.

The customer's exclusive remedy with respect to any claim of any kind whatsoever shall be refund of the purchase price or replacement of the product at the option of Dunlop Hiflex and in no event shall Dunlop Hiflex be liable for any incidental or consequential damages whatsoever.

REFERENCE SPECIFICATIONS

SAE	Society of Automotive Engineers
DNV-GL	Det Norske Veritas - Germanischer Lloyd
EN	European Norm
DIN	Deutsche Institute Normen
CERCHAR	Centre d'Etudes et Recherches des Charbonnages de France
MSHA	U.S. Mine Safety and Health Administration

LOBA	Landesobergamt Nordrhein - Westfalen
AS	Australian Standard
BV	Bureau Veritas
ISO	International organization for Standardization
KR	Korean Register
MA	Chinese Mining

The listings below are intended only as guides in identifying which Dunlop Hiflex hoses comply with requirements of various agencies.

Hose	SAE J517	EN	ISO	Dunlop Hiflex Proprietary Hose	DNV GL	ABS	BV	NKK	RINA	Lloyd's Register	MSHA ²	USDOT ³	KR	MA
Argus 1TE/R6 HF	100 R6	EX 854 1TE (up to 3/4")												
Argus 2TE HF		854 2TE												
Argus 3TE/R3 HF	100 R3	854 3TE												
Flexor 7	100 R7	855 R7	3949											
Flexor 8	100 R8	855 R8												
2TE Railway		854 2TE 45545-2												
2SC Railway		854 2SC 45545-2	11237											
122T Greenline Plus - 1SN/R1AT	100 R1AT	853 1SN	1436-1		●	●		●*		●				●
222T Greenline Plus - 2SN/R2AT	100 R2AT	853 2SN	1436-1		●	●		●*	●	●				●
221T Slimline Plus		857 2SC	11237		●	●	●	●*						
121T Slimline Plus - 1SC		857 1SC	11237		●		●							
241T Superslimline	100 R16	857 2SC (up to 1")	11237		●	●	●	●	●	●	●			●
AT7K - 490 Powertrak				●							●			
AT8K - 560 Powertrak				●							●			
Powerflexbio 3000	EX SAE R12		18752	●	●	●	●	●*	●	●	●			
Powerflexbio 4000			18752	●	●	●	●	●*	●	●	●			
Powerflexbio 5000			18752 (except for DN 76)	●	●	●	●	●*	●	●	●			
Powerflexbio 5000P			18752	●	●	●	●	●*	●	●	●			
Powerflexbio 6000	EX SAE R15		18752	●	●	●	●	●*	●	●	●			
Firesafe 5000				●	●					●	●			
Commander 150 1SN PLUS	100 R1AT	853 1SN	1436-1	●										
SP33G - Superforest				●	●	●	●	●		●				●
261E - Hypercold Superslimline														
SP33E - Hypercold Superforest														
Flexor R4	100 R4						●							

* Running

1. DNV approvals are with permanent (crimp) type fittings only
2. Hoses with MSHA approved cover are always branded "MSHA"
3. DOT Type all TYPE AII FMVSS 106 approval up to 3/4"

Listing may vary by style and size, for current and complete information, contact Dunlop Hiflex for details.

SAFETY GUIDE BASIC FACTORS FOR THE SELECTION, INSTALLATION AND MAINTENANCE OF HOSE AND HOSE ASSEMBLIES

Hydraulic hose (and hose assemblies) has a limited life dependent on service conditions to which is applied. Subjecting hose (and hose assemblies) to conditions more severe than the recommended limits significantly reduce service life. Exposure to combinations of recommended limits (i.e., continuous use at maximum rated working pressure, maximum recommended operating temperature and minimum bend radius) will also reduce service life.

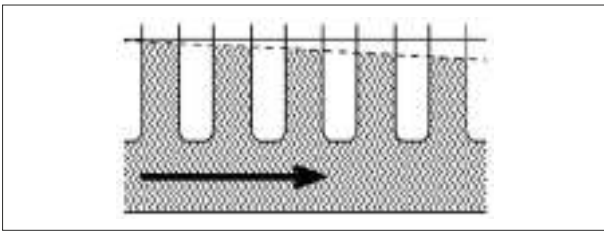
WARNING: FAILURE TO FOLLOW PROPER SELECTION, INSTALLATION AND MAINTENANCE PROCEDURES MIGHT RESULT IN BODILY INJURY, AND DAMAGE TO PROPERTY.

1. SELECTION

The following is a list of factors which must be considered before the selection of a hose can be made:

1.1 Line size

In order to achieve maximum efficiency in a hydraulic system, it is necessary to keep pressure losses (resistance to the volumetric flow) to a minimum when a fluid is conveyed by the different types of flow lines. When a fluid flows through a flow line, heat is generated by friction. Thus part of the energy is lost as heat energy, which results in a pressure loss.



These pressure losses depend upon:

- flow velocity (for a given volumetric flow, the fluid flow velocity increases with a decrease in the cross sectional area of a flow line and vice versa)
- length of the flow line
- the viscosity of the fluid flowing
- the density of the fluid flowing
- the type of flow (laminar or turbulent)

Types of flow - The type of flow changes from laminar to turbulent at a certain flow velocity. This velocity is given by the Reynold's Number Re.

For cylindrical flow lines the following formula applies:

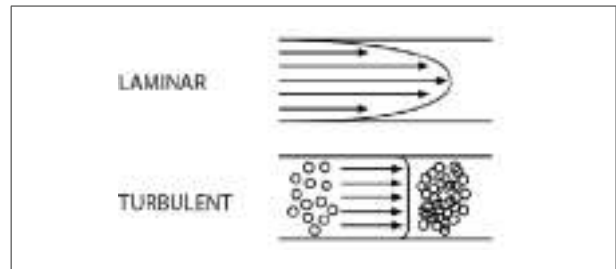
$$Re = \frac{v \times d}{\nu}$$

- where:
- v = velocity (m/s)
 - d = flow line internal dia (m)
 - ν = kinematic viscosity (m²/s)

As soon as the value for Re exceeds 2300, the laminar flow changes to turbulent flow.

Laminar flow - In laminar flow, the individual fluid particles move up to certain speeds in uniform layers alongside each other. They scarcely disturb or influence each other.

Turbulent flow - If the value for Re exceeds 2300, flow becomes whirling and turbulent. The individual particles no longer move in one direction in an orderly fashion, but influence and hinder each other.



Certain fluid flow velocities have proved to be most suitable for hydraulic flow lines.

Recommended flow velocities:

Suction lines:	0.5 ... 1.2 m/s	1.6 ... 4 feet/s
Return lines:	2 ... 3 m/s	6.5 ... 10 feet/s
Pressure lines:	4 ... 7.5 m/s	13...25 feet/s

FLOW CAPACITY NORMOGRAM

Flow Capacities of Hose at Recommended Flow Velocities

The chart below is provided as an aid in the determination of the correct hose size.

Example at 45 l/min, what is the proper hose size within the recommended velocity range for pressure lines?


Locate 45 l/min in the left-hand column and 7,5 m/s in the right-hand column (the maximum recommended velocity range for pressure lines).

Lay a straight line across these two points. The inside diameters shown in the centre column is above 9,5 mm so we have to use 12,7 mm (1/2"). For suction hose, follow the same procedure except use recommended velocity range for intake lines in the righthand column.

- where:
- Q = flow in liters per seconds (l/sec)
 - V = velocity in meters per seconds (m/s)
 - d = hose inside diameter (mm & dash size)

TECHNICAL INFORMATION – NORMOGRAM OF THE FLOW

The normogram herewith is pivotal to help you find the hose diameter by knowing the liquid flow and speed. In order to find the correct diameter you should trace a line between the flow value (l/min) and the suggested speed (m/sec) according to the kind of delivery (pressure or return). The value touched by the line in the central column will indicate the hose ID (mm/inches) that must be used.



It is therefore important to calculate correctly the required flow line sizes. Undersized pressure lines results in high fluid velocity causing an excessive pressure drop, and heat built up, which impair overall system performance.

Undersized suction lines can cause cavitation at the hydraulic pump inlet, affecting performance, shortening pump life, and creating excessive noise levels.

The flow capacity normogram is an aid to determine the correct hose internal diameter size, desired flow rate and recommended velocity. By the use of any two known factors, the third can be determined.

1.2 Pressure

After determining the system pressure for a hydraulic system, hose selection must be made so that the recommended maximum operating pressure specified by a given hose, is equal or greater than the system pressure. Dynamic pressure is common for all hydraulic systems. Pressure surges which exceed the maximum working pressure (pressure relief valve setting) affect the service life of system components, including a hose assembly and therefore need to be taken into consideration. Hoses used for suction lines must be selected to ensure the hose will withstand the negative pressure of the system.

1.3 Temperature

Care must be taken to ensure that the operating temperature of the fluid being conveyed and ambient temperatures, do not exceed the limitations of the hose. Special care must be taken when routing near hot manifolds or molten metal.

1.4 Fluid Compatibility

Hose selection must assure compatibility of the hose tube, cover, reinforcement, and fittings with the fluid used.

Additional caution must be observed in hose selection for gaseous applications. Some fire resistant fluids require the same hose as petroleum oil. Some use a special hose, while a few fluids will not work with any hose at all.

For gas application, where compatible with Dunlop Hiflex Hoses, and at pressure above 10 bar, the hose cover shall be pin-pricked.

1.5 Permeation

Permeation (that is, seepage through the hose) will occur from inside the hose to outside when hose is used with gases, liquid and gas fuels, and refrigerants (including but not limited to such materials such as helium, fuel oil, natural gas or freon). This permeation may result in high concentrations of vapours which are potentially flammable, explosive, or toxic and in loss of fluid. Even though the fluid compatibility is acceptable, you must take into account the fact that permeation will occur and could be hazardous. Permeation of moisture from outside the hose to inside the hose will also occur. If this moisture permeation would have detrimental effects (particularly but not limited to refrigeration and air conditioning systems), incorporation of sufficient drying capacity in the system or other appropriate system safeguards should be selected and used.

1.6 Routing

Attention must be given to optimum routing to minimise inherent problems. Restrain, protect or guide hose with the use of clamps if necessary to minimise risk or damage due to excessive flexing, whipping or contact with other moving parts or corrosives. Determine hose lengths and configurations that will result in proper routing and protection from abrasion, snagging or kinking and provide leak resistant connections.

1.7 Environment

Care must be taken to ensure that the hose and fittings are either compatible with or protected from the environment to which they are exposed. Environmental conditions including

but not limited to ultraviolet light, heat, ozone, moisture, water, salt water, chemicals, and air pollutants can cause degradation and premature failure and, therefore, must be considered.

1.8 Mechanical Loads

External forces can significantly reduce hose life. Mechanical loads which must be considered include excessive flexing, twist, kinking, tensile or side loads, bend radius, and vibration. Use of swivel type fittings or adaptors may be required to ensure no twist is put into the hose. Unusual applications may require special testing prior to hose selection.

1.9 Abrasion

While a hose is designed with a reasonable level of abrasion resistance, care must be taken to protect the hose from excessive abrasion which can result in erosion, snagging, and cutting of the hose cover. Exposure of the reinforcement will significantly accelerate hose failure.

1.10 Proper End Fitting

Care must be taken to ensure proper compatibility exists between the hose and coupling selected based on the manufacturer's recommendations substantiated by testing to industry standards such as SAE J517, DIN 20024, JIS B 8360.

1.11 Length

When establishing proper hose length, motion absorption, hose length changes due to pressure, as well as hose and machine tolerances must be considered.

1.12 Specifications and Standards

When selecting hose and fittings, government, industry, and manufacturer's specifications and recommendations must be reviewed as applicable.

1.13 Hose Cleanliness

Hose components may vary in cleanliness levels. Care must be taken to ensure that the assemblies selected have an adequate level of cleanliness for the application.

1.14 Welding and Brazing

Heating of plated parts, including hose fittings and adaptors, above 232° C (450° F) such as during welding, brazing, or soldering may emit deadly gases.

1.15 Electrical Conductivity

Certain applications require that a hose be non-conductive to prevent electrical current flow. Other applications require the hose to be sufficiently conductive to drain off static electricity. Extreme care must be exercised when selecting hose and fittings for these or any other applications in which electrical conductivity or non-conductivity is a factor. For applications that require hose to be electrically non-conductive, including but not limited to applications near high voltage electric lines, only special non-conductive hose is to be used. The manufacturer of the equipment in which the non-conductive hose is to be used must be consulted to be certain that the hose and fittings that are selected are proper for the application.

Do not use any Dunlop Hiflex hose or fitting for any application requiring non-conductive hose, including but not limited to applications near high voltage electric lines, unless the application is expressly approved in the Dunlop Hiflex technical publication for the product, the SAFETY GUIDE hose is both orange in colour and marked "non-conductive", and the manufacturer of the equipment on which the hose is to be used specifically approves the particular Dunlop Hiflex hose and fitting for such use. Dunlop Hiflex does not supply any hose or fittings for conveying paint in airless paint spraying or similar applications and therefore should not be used. A special hose and fitting assembly is required for this application, to avoid static electricity buildup which could cause a spark that may

results in an explosion and/or fire. The electrical conductivity or non-conductivity of hose and fittings is dependant upon many factors and may be susceptible to change. These factors include but are not limited to the various materials used to make the hose and the fittings, manufacturing methods (including moisture control), how the fittings contact the hose, age and amount of deterioration or damage or other changes, moisture content of the hose at and particular time, and others factors.

2. INSTALLATION

After the selection of the correct hose, the following factors must be considered prior to hose and fitting assembly and installation.

2.1 Pre-Installation Inspection

Prior to installation, a careful examination of the hose must be performed. All components must be checked for correct style, size, and length. The hose must be examined for cleanliness, obstructions, blisters, cover looseness, or any other visible defects.

2.2 Hose and Fitting Assembly

Do not assemble a Dunlop Hiflex fitting on a Dunlop Hiflex hose that is not specified by Dunlop Hiflex for that hose. Do not assemble Dunlop Hiflex fittings on another manufacturer's hose or a Dunlop Hiflex hose on another manufacturer's fitting unless Dunlop Hiflex approves the assembly in writing, and the user verifies the assembly and the application through analysis and testing.

The Dunlop Hiflex published hose assembly instructions must be followed for assembling the fittings on the hose.

2.3 Related Accessories

Crimp or swage Dunlop Hiflex hose or fittings only with Dunlop Hiflex approved swage or crimp machines and in accordance with the Dunlop Hiflex published hose assembly instructions.

2.4 Parts

Do not use any Dunlop Hiflex hose fitting part (including but not limited to sockets, or inserts) except with the correct Dunlop Hiflex mating parts, in accordance with Dunlop Hiflex published hose assembly.

2.5 Reusable/Permanent

Do not reuse any reusable hose coupling that has blown or pulled off a hose. Do not reuse a Dunlop Hiflex permanent (that is, crimped or swaged) hose fitting or any part thereof.

2.6 Minimum Bend Radius

Installation of a hose at less than the minimum listed bend radius may significantly reduce the hose life. Particular attention must be given to avoid sharp bending at the hose/fitting juncture.

2.7 Twist Angle and Orientation

Hose installations must be such that relative motion of machine components does not produce twisting.

2.8 Securement

In many applications, it may be necessary to restrain, protect, or guide the hose to protect it from damage by unnecessary flexing, pressure surges, and contact with other mechanical components. Care must be taken to ensure such restraints do not introduce additional stress or wear points.

2.9 Proper Connection of Ports

Proper physical installation of the hose requires a correctly installed port connection while ensuring that no twist or torque is transferred to the hose.

2.10 External Damage

Proper installation is not complete without ensuring that tensile loads, side loads, kinking, flattening, potential abrasion, thread damage, or damage to sealing surfaces are corrected or eliminated.

2.11 System Checkout

After completing the installation all air entrapment must be eliminated and the system pressurised to the maximum system pressure and checked for proper function without any leaks. Personnel must stay out of potential hazardous areas while testing.

3. HOSE AND FITTING MAINTENANCE INSTRUCTIONS

Even with proper selection and installation, hose life may be significantly reduced without a continuing maintenance program. Frequency should be determined by the severity of the application and risk potential. A maintenance program must be established and followed to include the following as a minimum:

3.1 Visual Inspection Hose/Fitting

Any of the following conditions require immediate shut down and replacement of the hose assembly:

- Fitting slippage on hose.
- Damaged, cut or abraded cover (any reinforcement exposed).
- Hard, stiff, heat cracked, or charred hose.
- Cracked, damaged, or badly corroded fittings.
- Leaks at fitting or in hose.
- Kinked, crushed, flattened or twisted hose.
- Blistered, soft, degraded, or loose cover.

3.2 External Damage

Proper installation is not complete without ensuring that tensile loads, side loads, kinking, flattening, potential abrasion, thread damage, or damage to sealing surfaces are corrected or eliminated.

3.3 System Checkout

After completing the installation all air entrapment must be eliminated and the system pressurised to the maximum system pressure and checked for proper function without any leaks. Personnel must stay out of potential hazardous areas while testing.

3.4 Visual Inspection All Other

The following items must be tightened, repaired or replaced as required:

- Leaking port conditions
- Remove excess dirt build-up
- Clamp, guards, shields
- System fluid level, fluid type and any air entrapment

3.5 Functional Test

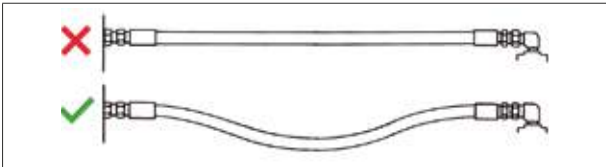
Operate the system at maximum operating pressure and check for possible malfunctions and freedom from leaks. Personnel must stay out of potential hazardous areas while testing.

3.6 Replacement Intervals

Specific replacement intervals must be considered based on previous service life, government or industry recommendations, or when failures could result in unacceptable downtime, damage, or injury risk.

CORRECT ASSEMBLY INSTALLATION

Satisfactory performance and appearance depend upon proper hose installation. Excessive length destroys the trim appearance of an installation and adds unnecessarily to the cost of the equipment. Hose assemblies of insufficient length to permit adequate flexing, expansion or contraction will cause poor power transmission and shorten the life of the hose. The diagrams below offer suggestions for proper hose installations to obtain the maximum in performance and economy.



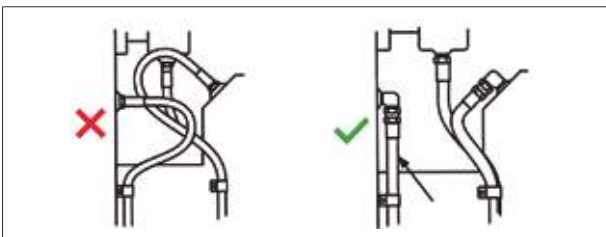
Since hose may change in length from +2% to -4% under the surge of high pressure, provide sufficient slack for expansion and contraction.



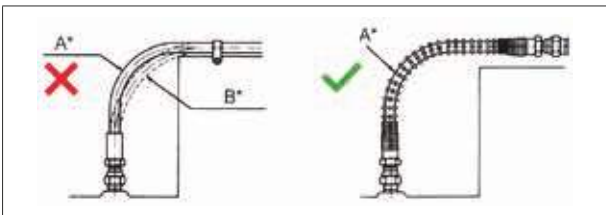
Avoid sharp twist or bend in hose by using proper angle adapters.



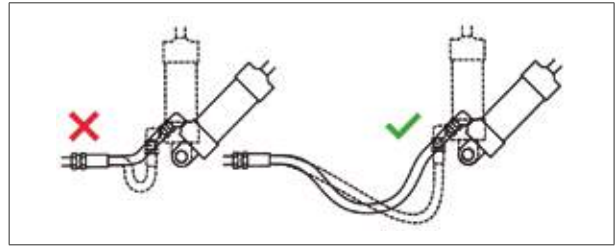
Where the radius falls below the required minimum, an angle adapter should be used as shown above to avoid sharp bends in hose.



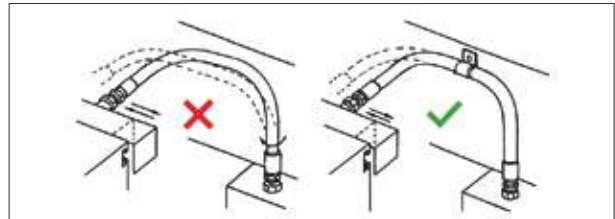
Obtain direct routing of hose through use of 45° and 90° adapters and fittings. Improve appearance by avoiding excessive hose length.



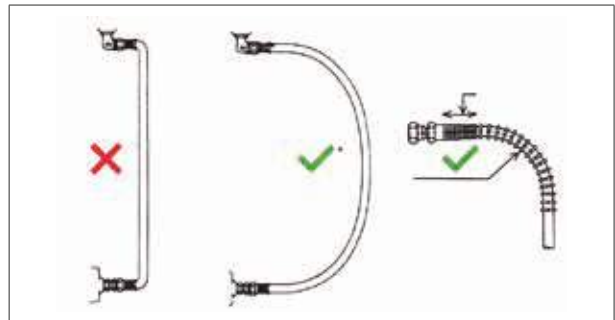
A: High Pressure - B: No Pressure
Due to changes in length when hose is pressurised, do not clamp at bends so curves absorb changes and protect the hose with a spring guard. Do not clamp high and low pressure lines together and protect the hose with a spring guard.



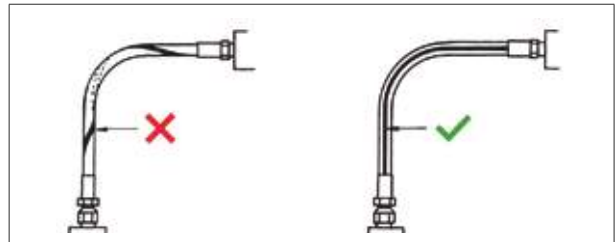
Adequate hose length is most important to distribute movement on flexing applications and to avoid abrasion.



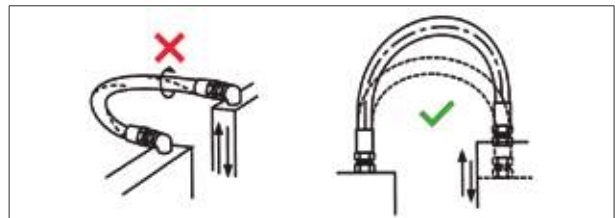
To avoid twisting in hose lines bent in two planes, clamp hose at change of plane, as shown.



* Never use a banding radius less than the minimum shown in the table. To prevent twisting and distortion, hose should be bent in the same plane as the motion of the boss to which the hose is connected.



Hose should not be twisted. Hose is weakened when installed in twisted position. Also pressure in twisted hose tends to loosen fitting connections. Design so that machine motion produces bending rather than twisting.




Never use a bending radius less than the minimum shown in the hose specification tables. Avoid sharp bend in hose to reduce collapsing of line and restriction of flow by using proper spring guard. Exceeding minimum bend radius will greatly reduce hose assembly life.

HOW TO DETERMINE CORRECT ASSEMBLY LENGTH

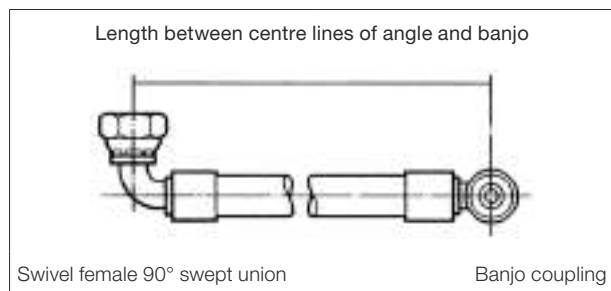
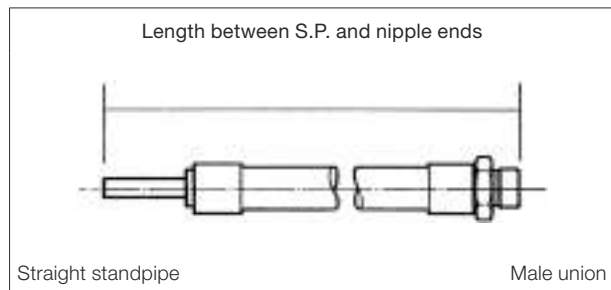
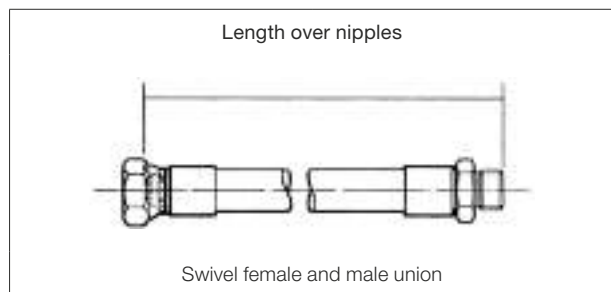
For most assemblies, the correct assembly length may be determined by direct measurement of the equipment or a drawing. Minimum bend radii as shown in the hose specification tables should be observed.

Assemblies are measured to the end of the seal.

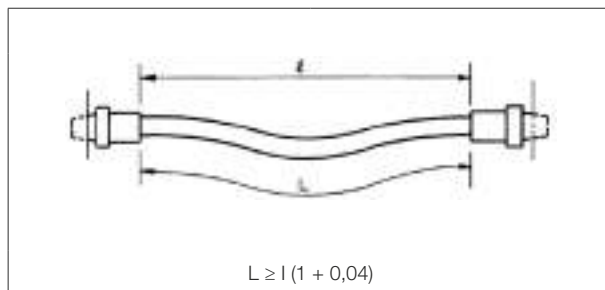
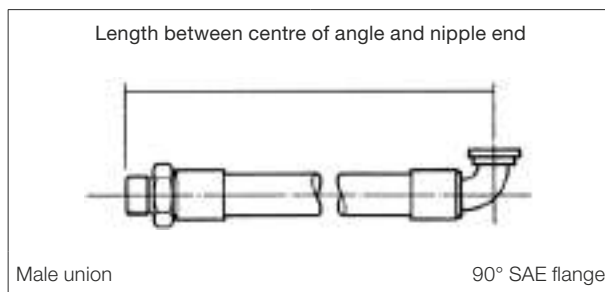
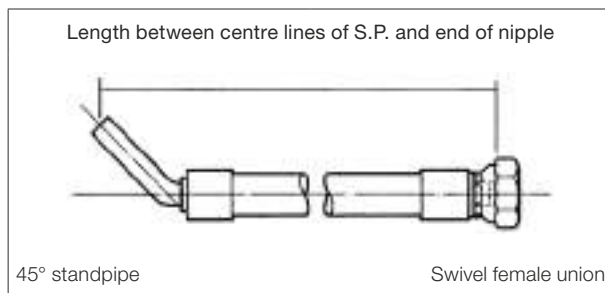
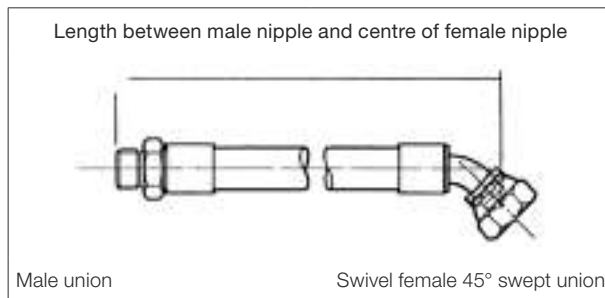
To determine the length of hose needed in making assemblies with permanent or reusable couplings, subtract Dimension "C" (Cut off factor) for each coupling from the required overall assembly length. Dimension "C" may be found in the coupling specification tables.



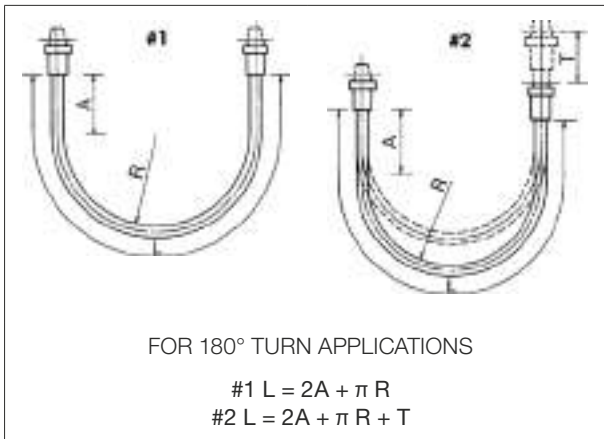
HOW TO MEASURE ASSEMBLIES



Remember that hydraulic hose under pressure will elongate up to 2% of its length or contract up to 4% depending on pressure, type and size. Sufficient allowance should be made to permit such changes in length.



Occasionally an assembly will be required similar to the sketches to the right. The following equations are helpful in determining the correct length:



where:

L = overall length of the hydraulic hose assembly, in mm or inches.

A = allowance for a minimum straight section of hydraulic hose at each end of the assembly, measured from the outer end of each coupling, in mm or inches. These two straight sections are necessary to prevent excessive stress concentrations directly back of the couplings. See table below.

R = bending radius of the hose, in mm or inches. See hose specifications tables.

T = amount of travel, in mm or inches.

Often right angle adapters provide a convenient means of avoiding too small a bend radius.

Hose ID	in	1/4	5/16	3/8	1/2	5/8	3/4	1	1.1/4	1.1/2	2
	mm	6,4	7,9	9,5	12,7	15,9	19	25	31,8	38,1	50,8
Min "A"	in	5	5	5	6	6	7	8	9	10	11
	mm	127	127	127	152	152	178	203	229	254	279

Length Tolerance for Hydraulic Hose Assemblies and Specified Hose Lengths

For lengths from 0 up to and including 12" (305 mm)

Tolerance: ± 1/8" ± 3 mm

For lengths ≥ 12" (305 mm) < 18" (457 mm)

Tolerance: ± 3/16" ± 5 mm

For lengths ≥ 18" (457 mm) < 36" (914 mm)

Tolerance: ± 1/4" ± 6 mm

For lengths ≥ 36" (914 mm) < 48" (1219 mm)

Tolerance: ± 3/8" ± 10 mm

For lengths ≥ 48" (1219 mm) < 72" (1830 mm)

Tolerance: ± 1/2" ± 13 mm

For lengths ≥ 72" (1830 mm)

Tolerance: ± 1%

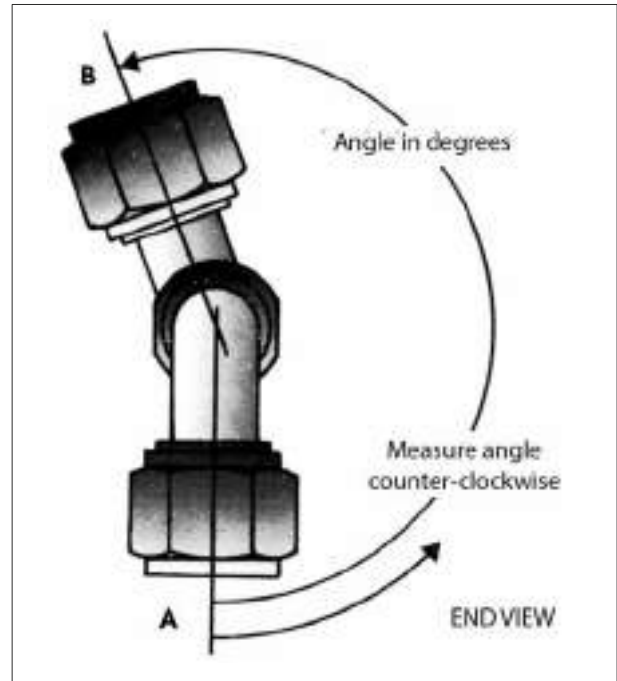
Elbow angle and angle of orientation

Tolerance: ±3

Angle Couplings

A - To measure angle of offset of a hose assembly, point one end of coupling "A" (the nearest) to a vertical position downward. The angle can then be measured from the centreline of this vertical coupling in an anticlockwise direction to the centreline of coupling "B" (the far coupling) (see illustration).

Relationships can then be expressed from 0° to 360°. If angle not given elbows are positioned at 0°.



// FITTINGS GUIDELINES

FITTING IDENTIFICATION

Dash numbers

Most fluid piping system sizes are measured by dash numbers. These are universally used abbreviations for the size of component expressed as the numerator of the fraction with the denominator always being 16. For example, a -04 port is 4/16 or 1/4 inch. Dash numbers are usually nominal (in name only) and are abbreviations that make ordering of components easier.

There are many coupling systems used for hydraulic connections. They are identified as: **American, British, French, German, Japanese.**

This section lists the origin and coupling style. Descriptions and dimensional data follows each coupling style.

AMERICAN THREAD TYPES

NPTF (National Pipe Tapered Fuel)

This is a dryseal thread, the National pipe tapered thread for fuels. This is used for both male and female ends. This connection is still widely used in fluid power systems, even through it is not recommended by the National Fluid Power Association (N.F.P.A.) for use in hydraulic applications.

The NPTF male will mate with the NPTF, NPSF or NPSM female. The NPTF male has tapered threads and a 30° inverted seat. The NPTF female has tapered threads and no seat.

The seal takes place by deformation of the threads. The NPSM female has straight threads and a 30° inverted seat. The seal takes place on the 30° seat.

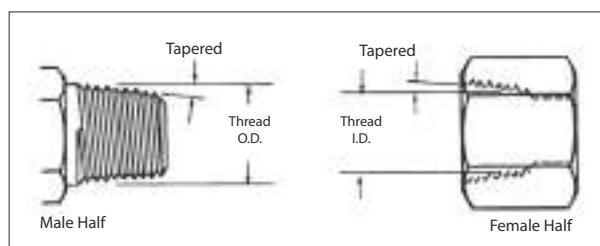
The NPTF connector is similar to, but not interchangeable with, the BSPT connector. The thread pitch is different in most sizes. Also, the thread angle is 60° instead of the 55° angle found on BSPT threads.

NPSF (National Pipe Straight Thread for Fuels)

The National pipe straight thread for fuels. This is sometimes used for female ends and properly mates with the NPTF male end. However, the SAE recommends the NPTF thread in preference to the NPSF for female ends.

NPSM (National Pipe Straight Mechanical)

National pipe straight thread for mechanical joint. This is used on the female swivel nut of iron pipe swivel adapters. The leak-resistant joint is not made by the sealing fit of threads, but by a tapered seat in the coupling end. This connection is sometimes used in fluid power systems.



Thread Identification Table

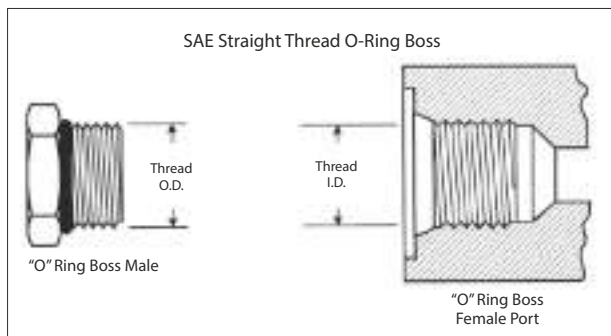
National Pipe Straight Mechanical (NPSM)

National Pipe Tapered for Fuels (NPTF)

Dash	Tube Size	Thread Size	Female Thread I.D.		Male Thread O.D.	
	(in)	(in-TPI)	(mm)	(in)	(mm)	(in)
-2	1/8	1/8-27	8.7	0.34	10.3	0.41
-4	1/4	1/4-18	11.9	0.47	14.3	0.56
-6	3/8	3/8-18	15.1	0.59	17.5	0.69
-8	1/2	1/2-14	18.3	0.72	21.4	0.84
-12	3/4	3/4-14	23.8	0.94	27.0	1.06
-16	1	1-11.1/2	30.2	1.19	33.3	1.31
-20	1.1/4	1 1/4-11.1/2	38.9	1.53	42.9	1.69
-24	1.1/2	1 1/2-11.1/2	44.5	1.75	48.4	1.91
-32	2	2 - 11.1/2	57.2	2.25	60.3	2.38

SAE J514 Straight Thread O-Ring Boss (ORB)

This port connection is recommended by the N.F.P.A. for optional leakage control in medium and high pressure hydraulic systems. The O’ring boss male will mate with an O’ring boss female only.



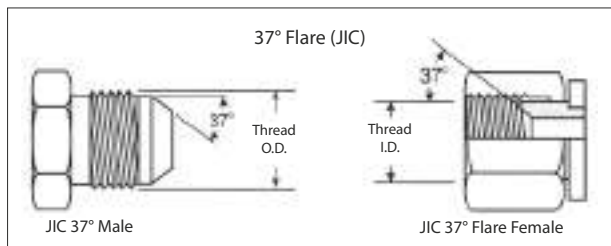
**Thread Identification Table
SAE J514 Straight Thread O-Ring Boss**

Dash	Tube Size	Thread Size	Female Thread I.D.		Male Thread O.D.	
	(in)	(in-TPI)	(mm)	(in)	(mm)	(in)
-2	1/8	5/16-24	6.9	0.27	7.8	0.31
-3	3/16	3/8-24	8.5	0.34	9.4	0.37
-4	1/4	7/16-20	9.9	0.39	11.2	0.44
-5	5/16	1/2-20	11.5	0.45	12.6	0.49
-6	3/8	9/16-18	12.9	0.51	14.1	0.56
-8	1/2	3/4-16	17.5	0.69	18.9	0.74
-10	5/8	7/8-14	20.5	0.81	22.1	0.87
-12	3/4	1.1/16-12	24.9	0.98	26.9	1.06
-14	7/8	1.3/16-12	28.1	1.11	30.3	1.18
-16	1	1.5/161/2	31.3	1.23	33.1	1.31
-20	1.1/4	1.5/8-12	39.2	1.54	41.1	1.62
-24	1.1/2	1.7/8-12	45.6	1.79	47.4	1.87
-32	2	2.1/2-12	61.4	2.42	63.3	2.49

The male has straight threads and an O’ring. The female has straight threads and a sealing face. The seal is made at the O’ring on the male and the sealing face on the female. The threads hold the connection mechanically.

SAE J514 37° (JIC)

The Society of Automotive Engineers (SAE) specifies a 37° angle flare or seat be used with high pressure hydraulic tubing. These are commonly called JIC couplings. The JIC 37° flare male will mate with a JIC female only. The JIC male has straight threads and a 37° flare seat. The JIC female has straight threads and a 37° flare seat. The seal is made on the 37° flare seat by establishing a line contact between the male flare and the female cone seat. The threads hold the connection mechanically.



**Thread Identification Table
SAE J514 37° Flare (JIC)**

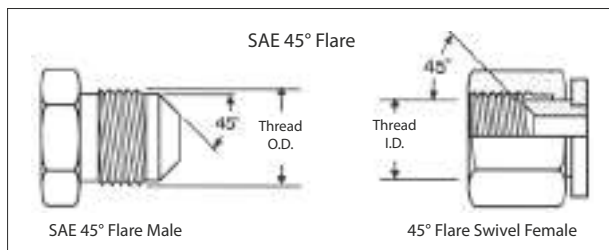
Dash	Tube Size	Thread Size	Female Thread I.D.		Male Thread O.D.	
	(in)	(in-TPI)	(mm)	(in)	(mm)	(in)
-2	1/8	5/16-24	6.9	0.27	7.8	0.31
-3	3/16	3/8-24	8.5	0.34	9.4	0.37
-4	1/4	7/16-20	9.9	0.39	11.2	0.44
-5	5/16	1/2-20	11.5	0.45	12.6	0.49
-6	3/8	9/16-18	12.9	0.51	14.1	0.56
-8	1/2	3/4-16	17.5	0.69	18.9	0.74
-10	5/8	7/8-14	20.5	0.81	22.1	0.87
-12	3/4	1.1/16-12	24.9	0.98	26.9	1.06
-14	7/8	1.3/16-12	28.1	1.11	30.3	1.18
-16	1	1.5/16-12	31.3	1.23	33.1	1.31
-20	1.1/4	1.5/8-12	39.2	1.54	41.1	1.62
-24	1.1/2	1.7/8-12	45.6	1.79	47.4	1.87
-32	2	2.1/2-12	61.4	2.42	63.3	2.49

CAUTION: In the -02, -03, -04, -05, -08 and -10 sizes, the threads of the SAE 45° flare and the SAE 37° flare are the same. However, the sealing surface angles are not the same. Carefully measure the seat angle to differentiate.

SAE J512 45°

A term usually applied to fittings having a 45° angle flare or seat. Soft copper tubing is generally used in such applications as it is easily flared to the 45° angle. These are for low pressure applications - commonly used in refrigeration, automotive and truck piping systems. The SAE 45° flare male will mate with an SAE 45° flare female only.

The SAE male has straight threads and a 45° flare seat. The SAE female has straight threads and a 45° flare seat. The seal is made on the 45° flare seat.



Thread Identification Table

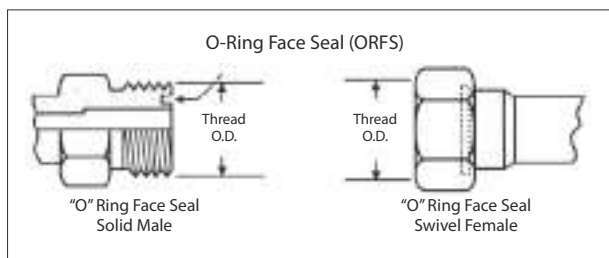
SAE J512 45°

Dash	Tube Size (in)	Thread Size (in-TPI)	Female Thread I.D.		Male Thread O.D.	
			(mm)	(in)	(mm)	(in)
-2	1/8	5/16-24	6.9	0.27	7.9	0.31
-3	3/16	3/8-24	8.6	0.34	9.6	0.38
-4	1/4	7/16-20	9.9	0.39	11.2	0.44
-5	5/16	1/2-20	11.4	0.45	12.7	0.50
-6	3/8	5/8-18	14.2	0.56	15.7	0.62
-7	7/16	11/16-16	15.7	0.62	17.3	0.68
-8	1/2	3/4-16	17.0	0.68	19.0	0.75
-10	5/8	7/8-14	20.3	0.80	22.3	0.88
-12	3/4	1.1/16-14	25.1	0.99	26.9	1.06
-14	7/8	1.1/4-12	29.5	1.16	31.7	1.25
-16	1	1.3/8-12	32.5	1.28	35.0	1.38

The threads hold the connection mechanically. CAUTION: In the -02, -03, -04, -05, -08 and -10 sizes, the threads of the SAE 45° flare and the SAE 37° flare are the same. However, the sealing surface angles are not the same. Carefully measure the seat angle to differentiate.

SAE J1453 O-Ring Face Seal (ORFS)

A seal is made when the O'ring in the male contacts the flat face on the female. Couplings are intended for hydraulic systems where elastomeric seals are acceptable to overcome leakage and leak resistance is crucial. This connection offers the very best leakage control available today.



Thread Identification Table

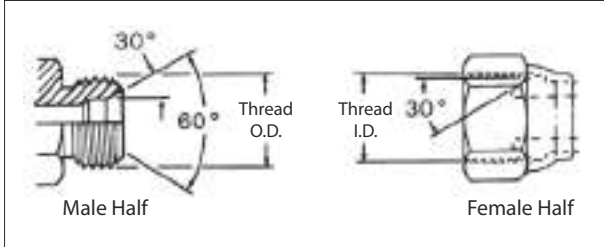
SAE J1453 O-Ring Face Seal (ORFS)

Dash	Tube Size (in)	Thread Size (in-TPI)	Female Thread I.D.		Male Thread O.D.	
			(mm)	(in)	(mm)	(in)
-4	1/4	9/16-18	12.9	0.51	14.1	0.56
-6	3/8	11/16-16	15.9	0.63	17.3	0.68
-8	1/2	13/16-16	19.1	0.75	20.5	0.81
-10	5/8	1-14	23.6	0.93	25.2	0.99
-12	3/4	1.3/16-12	28.1	1.11	30.0	1.18
-16	1	1.7/16-12	34.4	1.36	36.3	1.43
-20	1.1/4	1.11/16-12	40.8	1.61	42.7	1.68
-24	1.1/2	2-12	48.7	1.92	50.6	1.99

The male connector has a straight thread and a machined flat face. The female has a straight thread and a machined flat face. The seal takes place by compressing the O-Ring onto the flat face of the female, similar to the split flange type fitting. The threads hold the connection mechanically.

SAE J512 Inverted Flare

This connection is frequently used in automotive systems. The male connector can either be a 45° flare in the tube fitting form or a 42° seat in the machined adapter form. The female has a straight thread with a 42° inverted flare. The seal takes place on the flared surface. The threads hold the connection mechanically

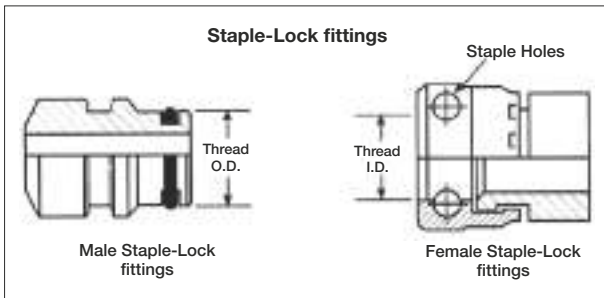


**Thread Identification Table
SAE J512 Inverted Flare**

Dash	Tube Size	Thread Size	Female Thread I.D.		Male Thread O.D.	
	(in)	(in-TPI)	(mm)	(in)	(mm)	(in)
-2	1/8	5/16-28	6.9	0.27	7.9	0.31
-3	3/16	3/8-24	8.6	0.34	9.6	0.38
-4	1/4	7/16-24	9.9	0.39	11.2	0.44
-5	5/16	1/2-20	11.4	0.45	12.7	0.50
-6	3/8	5/8-18	14.2	0.56	15.7	0.62
-7	7/16	11/16-18	15.7	0.62	17.3	0.68
-8	1/2	3/4-18	17.0	0.68	19.0	0.75
-10	5/8	7/8-18	20.3	0.80	22.3	0.88
-12	3/4	1.1/16-16	25.1	0.99	26.9	1.06

SAE J1467 Clip Fastener

This is a radial O-Ring seal connection commonly used for hydraulic applications in underground mines. The male contains an exterior O-Ring and backup ring, plus a groove to accept the "staple". The female has a smooth bore with two holes for the staple.



**Thread Identification Table
SAE J1467 Clip Fastener**

Dash Size	Inch Size	Female Staple-Lock I.D.		Male Staple-Lock O.D.	
	(in)	(mm)	(in)	(mm)	(in)
-4	1/4	14.9	19/32	15.1	19/32
-6	3/8	19.9	51/64	20.1	51/64
-8	1/2	23.9	61/64	24.1	61/64
-12	3/4	28.9	1.9/64	29.1	1.9/64
-16	1	38.9	1.35/64	39.1	1.35/64
-20	1.1/4	45.9	1.13/16	46.1	1.13/16
-24	1.1/2	54.9	1.11/64	55.2	2.11/64
-32	2	63.9	1.17/32	64.2	2.17/32

A "U" shaped retaining clip or staple is inserted through the two holes, passing through the groove in the male to lock the connection together. The seal takes place by contact between the O-Ring in the male and the smooth bore of the female.

SAE J518/ISO - DIS 6162/JIS B8363 O-Ring Flange

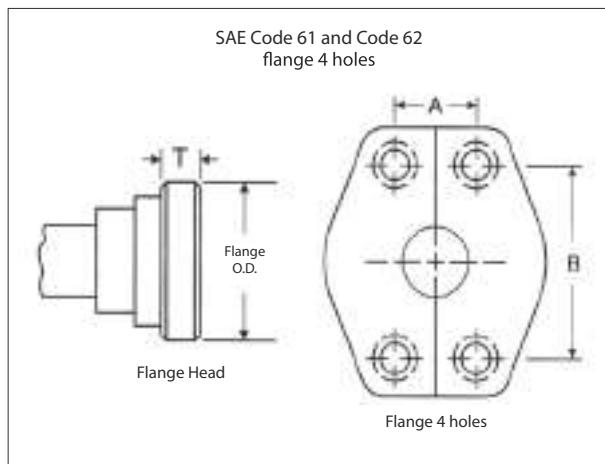
This connection is commonly used in fluid power system. There are two pressure ratings. Code 61 Form R, PN 35/350 bar, Type I, is referred to as the “standard” series and Code 62 Form S, PN 415 bar, Type II, is the “heavy duty” “6000 psi” series. The design concept for both series is the same, but the bolt hole spacing and flanged head diameters are larger for the higher pressure, Code 62 connection.

The female (port) is an unthreaded hole with four bolt holes in a rectangular pattern around the port.

The male consists of a flanged head, grooved for an O-Ring, and either a captive flange or split flange halves with bolt holes to match the port. The seal take place on the O-Ring, which is compressed between the flange head and the flat surface surrounding the port. The threaded bolts hold the connection together.

SAE J518, DIN 20066, ISO/DIS 6162 and JIS B 8363 are interchangeable, except for bolt sizes.

*All Code 61 flange head hose couplings meet or exceed SAE J518 Code 61 requirements for hydraulic split flange connections. The Code 61 flange head design can withstand a maximum operating pressure of 3000 to 5000 psi depending on size.



Flange Dash	SAE Cod 61 FORM R - PN 35/350 - TYPE I								SAE Cod 62 FORM S - PN 415 - TYPE II								CATERPILLAR								
	Flange Head Size		Flange Head T		A		B		Flange Head Size		Flange Head T		A		B		Flange Head Size		Flange Head T		A		B		
Size	(in)	(mm)	(in)	(mm)	(in)	(mm)	(in)	(mm)	(in)	(mm)	(in)	(mm)	(in)	(mm)	(in)	(mm)	(in)	(mm)	(in)	(mm)	(in)	(mm)	(in)	(mm)	
-8	1.19	30.2	.265	6.7	.69	17.5	1.50	38.1	1.25	31.8	.305		.71	18.2	1.59	40.5									
-10*	1.34	34.0	.265	6.7	.78	19.8	1.69	42.9																	
-12	1.50	38.1	.265	6.7	.87	22.2	1.89	47.6	1.63	41.3	.345	8.7	.94	23.8	2.00	50.8	1.63	41.3	.56	14.2	.94	23.8	2.00	50.8	
-16	1.75	44.5	.315	8.0	1.03	26.2	2.05	52.4	1.88	47.6	.375	9.5	1.10	27.8	2.25	57.2	1.88	47.6	.56	14.2	1.10	27.8	2.25	57.2	
-20	2.00	50.8	.315	8.0	1.19	30.2	2.31	58.7	2.13	54.0	.405	10.3	1.26	31.8	2.63	66.7	2.13	54.0	.56	14.2	1.26	31.8	2.63	66.7	
-24	2.38	60.3	.315	8.0	1.41	35.7	2.75	69.9	2.50	63.5	.495	12.6	1.44	36.6	3.13	79.4	2.50	63.5	.56	14.2	1.44	36.6	3.13	79.4	
-32	2.81	71.4	.375	9.5	1.69	42.9	3.06	77.8	3.13	79.4	.495	12.6	1.73	44.4	3.81	96.8	3.13	79.4	.56	14.2	1.73	44.4	3.81	96.8	
-40	3.31	84.1	.375	9.5	2.00	50.8	3.50	88.9																	

T = Thickness
 -10 is a non SAE size flange

How to measure

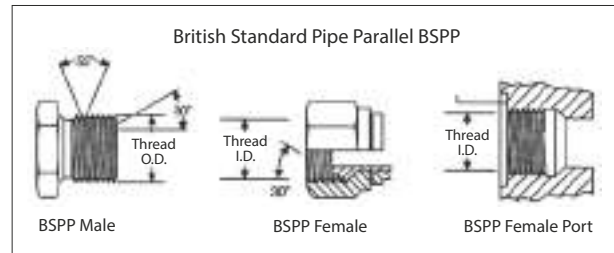
Four Bolt Flange - First measure the port hole diameter using the caliper. Next, measure the longest bolt hole spacing from centre-to-centre (Dimension “A”) or measure the flanged head diameter. O.D.

1. The size -10, which is common outside of North America is not an SAE Standard size.
2. Caterpillar flanges, which are the same flange O.D. as SAE Code 62, have a thicker flange head.
3. Poclain flanges, which are completely different from SAE flanges.

BRITISH CONNECTIONS

British Standard Pipe Parallel (BSPP)

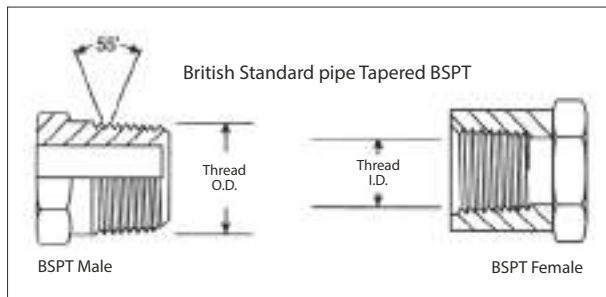
This connection is frequently used in automotive systems. The male connector can either be a 45° flare in the tube fitting form or a 42° seat in the machined adapter form. The female has a straight thread with a 42° inverted flare. The seal takes place on the flared surface. The threads hold the connection mechanically.



British Standard Pipe Tapered (BSPT)

The BSPT (tapered) male will mate with a BSPT (tapered) female, or a BSPP (parallel) female. The BSPT male has tapered threads. When mating with either the BSPT (tapered) female or the BSPP (parallel) female port, the seal is made on the threads accomplished by thread distortion. A thread sealant is recommended.

The BSPT connector is similar to, but not interchangeable with, the NPTF connector. The thread pitch is different in most cases, and the thread angle is 55° instead of the 60° angle found on NPTF threads.



Thread Identification Table

BSPP - (British Standard Pipe Parallel)

BSPT - (British Standard Pipe Tapered)

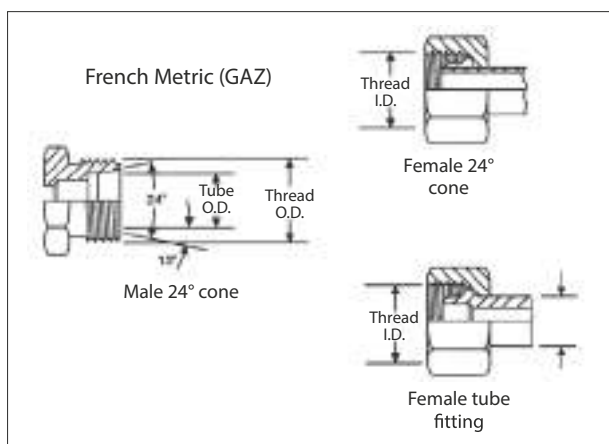
Dash Size	Inch Size	Thread Size	Female Thread I.D.		Male Thread O.D.	
			(mm)	(in)	(mm)	(in)
-2	1/8	1/8-27	8.7	0.34	9.5	0.38
-4	1/4	1/4-18	11.1	0.44	13.5	0.56
-6	3/8	3/8-18	15.1	0.59	16.7	0.66
-8	1/2	1/2-14	18.3	0.72	20.6	0.81
-10	5/8	5/8-14	20.6	0.81	23.0	0.91
-12	3/4	3/4-14	23.8	0.94	26.2	1.03
-16	1	1-11	30.2	1.19	33.3	1.31
-20	1-1/4	1.1/4-11	38.9	1.53	41.1	1.66
-24	1-1/2	1.1/2-11	45.2	1.78	47.6	1.88
-32	2	2-11	56.4	2.22	59.5	2.34

FRENCH CONNECTIONS

French GAZ have a 24° seat and metric threads. These are similar to German DIN couplings, but the threads are different in some sizes, the French use fine threads in all sizes. French flanges are different than SAE, they have a lip that protrudes from the flange face. These are Poclairn style flanges.

Millimetrique and GAZ 24°

This connection consists of a common male and two different females. The French Metric (GAZ) male will mate with the female 24° cone or the female tube fitting. The male has a 24° seat and straight metric threads. The female has a 24° seat or a tubing sleeve and straight metric threads. The Millimetrique Series is used with whole number metric O.D. tubing and the GAZ Series is used with fractional number metric O.D. pipe size tubing.



Thread Identification Table French Metric Millimetrique

Metric Thread (dia x pitch)	Female Thread I.D.		Male Thread O.D.		Tube O.D.	
	(mm)	(in)	(mm)	(in)	(mm)	(in)
M12 X 1.0	11.0	0.43	12.0	0.47	6	0.24
M14 X 1.5	12.5	0.49	14.0	0.55	8	0.31
M16 X 1.5	14.5	0.57	16.0	0.63	10	0.39
M18 X 1.5	16.5	0.65	18.0	0.71	12	0.47
M20 X 1.5	18.5	0.73	20.0	0.79	14	0.55
M22 X 1.5	20.5	0.81	22.0	0.87	15	0.59
M24 X 1.5	22.5	0.89	24.0	0.94	16	0.63
M27 X 1.5	25.5	1.00	27.0	1.06	18	0.71
M30 X 1.5	28.5	1.12	30.0	1.18	22	0.87
M33 X 1.5	31.5	1.24	33.0	1.30	25	0.98
M36 X 1.5	34.5	1.36	36.0	1.42	28	1.10
M39 X 1.5	37.5	1.48	39.0	1.54	30	1.18
M42 X 1.5	40.5	1.59	42.0	1.65	32	1.26
M45 X 1.5	43.5	1.71	45.0	1.77	35	1.38
M48 X 1.5	46.5	1.83	48.0	1.89	38	1.50
M52 X 1.5	50.5	1.99	52.0	2.05	40	1.57
M54 X 2.0	51.9	2.04	54.0	2.13	45	1.77

Thread Identification Table French Metric GAZ 24° Cone

Dash Size	Metric Thread (dia x pitch)	Female Thread I.D.		Male Thread O.D.		Tube O.D.	
		(mm)	(in)	(mm)	(in)	(mm)	(in)
-6	M20 X 1.5	18.5	0.73	20.0	0.78	13.25	0.52
-8	M24 X 1.5	22.5	0.89	24.0	0.94	16.75	0.66
-10	M30 X 1.5	28.5	1.12	30.0	1.18	21.25	0.83
-12	M36 X 1.5	34.5	1.36	36.0	1.41	26.75	1.05
-16	M45 X 1.5	43.5	1.71	45.0	1.77	33.50	1.32
-20	M52 X 1.5	50.5	1.99	52.0	2.04	42.25	1.66

GAZ Poclairn 24° Flange

The Poclairn (French GAZ) 24° high pressure flange is usually found on Poclairn equipment. The male flange will mate with a female flange or a port. The seal is made on the 24° seat.

Nominal Size (in)	A		B		E	
	(mm)	(in)	(mm)	(in)	(mm)	(in)
1/2	39.9	1.57	18.3	.72	14	.55
5/8	39.9	1.57	18.3	.72	14	.55
3/4	50.8	2	23.9	.94	18	.71

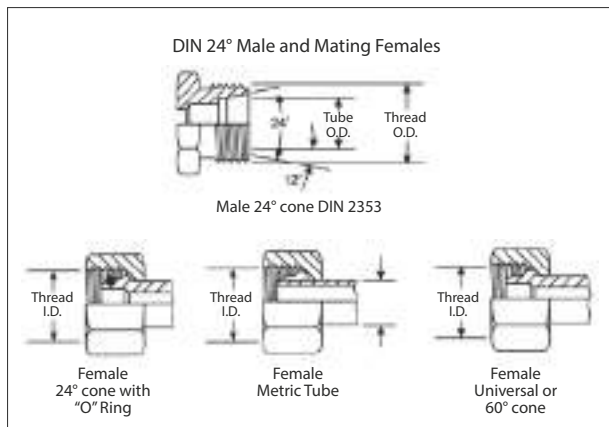
GERMAN DIN CONNECTIONS

A coupling referred to as metric, usually means a DIN coupling. Flanges are standard Code 61 or Code 62.

DIN 2353 24° Cone

The DIN 24° cone male will mate with any of the three females shown below.

The male has a 24° seat, straight metric threads, and a recessed counterbore which matches the tube O.D. used with it. The mating female may be a 24° cone with O’ring, (DKO type) a metric tube fitting or a universal 24° or 60° cone.



Thread Identification Table DIN 24° Cone

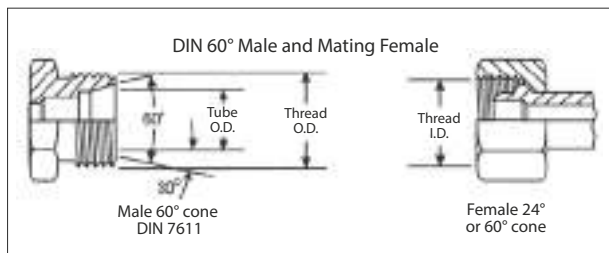
Metric Thread (dia x pitch)	Female Thread I.D.		Male Thread O.D.		Tube O.D.			
	(mm)	(in)	(mm)	(in)	Light Series		Heavy Series	
					(mm)	(in)	(mm)	(in)
M12 X 1.5	10.5	0.41	12	0.47	6	0.24		
M14 X 1.5	12.5	0.49	14	0.55	8	0.31	6	0.24
M16 X 1.5	14.5	0.57	16	0.63	10	0.39	8	0.31
M18 X 1.5	16.5	0.65	18	0.71	12	0.47	10	0.39
M20 X 1.5	18.5	0.73	20	0.79			12	0.47
M22 X 1.5	20.5	0.81	22	0.87	15	0.59	14	0.55
M24 X 1.5	22.5	0.89	24	0.94			16	0.63
M26 X 1.5	24.5	0.96	26	1.02	18	0.71		
M30 X 2.0	27.9	1.10	30	1.18	22	0.87	20	0.79
M36 X 2.0	33.9	1.33	36	1.42	28	1.10	25	0.98
M42 X 2.0	39.9	1.57	42	1.65			30	1.18
M45 X 2.0	42.9	1.69	45	1.77	35	1.38		
M52 X 2.0	49.9	1.96	52	2.05	42	1.65	38	1.50

There is a light and heavy series DIN coupling. Proper identification is made by measuring both the thread size and the tube O.D. (The heavy series has a smaller tube O.D. than the light, but has a thicker wall section).

DIN 3863 60° Cone

This connection is frequently used in hydraulic systems. The DIN 60° cone male will mate with the female universal 24° or 60° cone only.

The male has a 60° seat and straight metric threads. The female has a 24° and 60° universal seat and straight metric threads. The seal takes place by contact between the cone of the male and the nose of the flareless swivel. The threads hold the connection mechanically.

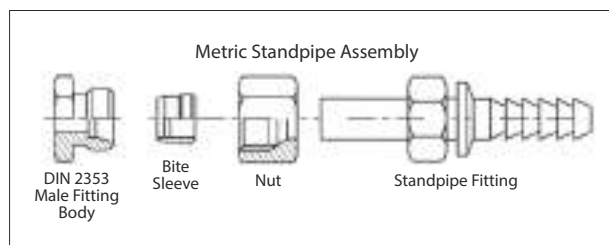


Thread Identification Table DIN 60°

Metric Thread (dia x pitch)	Female Thread I.D.		Male Thread O.D.		Tube O.D.	
	(mm)	(in)	(mm)	(in)	(mm)	(in)
M12 X 1.5	10.5	0.41	12	0.47	6	0.24
M14 X 1.5	12.5	0.49	14	0.55	8	0.31
M16 X 1.5	14.5	0.57	16	0.63	10	0.39
M18 X 1.5	16.5	0.65	18	0.71	12	0.47
M22 X 1.5	20.5	0.81	22	0.87	15	0.59
M26 X 1.5	24.5	0.96	26	1.02	18	0.71
M30 X 1.5	28.5	1.12	30	1.18	22	0.87
M38 X 1.5	36.5	1.44	38	1.50	28	1.10
M45 X 1.5	43.5	1.71	45	1.77	35	1.38
M52 X 1.5	50.5	1.99	52	2.05	42	1.65

Metric Standpipe

A metric standpipe is comprised of three components attached to a male fitting. The components are a Standpipe, Bite Sleeve and Metric Nut. The nut is placed over the Standpipe, followed by the Bite Sleeve (see illustration below). For DIN light assemblies, a DIN light metric nut is used. For DIN heavy assemblies, a DIN heavy metric nut is used. Bite Sleeve and Standpipe are selected on the basis of tube O.D.



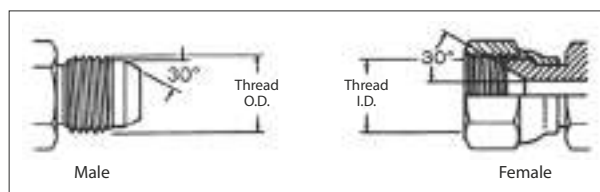
Tube O.D. (mm)	Metric Nut Thread	
	Light	Heavy
6	M12 x 1.5	
8	M14 x 1.5	M16 x 1.5
10	M16 x 1.5	M18 x 1.5
12	M18 x 1.5	M20 x 1.5
15	M22 x 1.5	
16		M24 x 1.5
18	M26 x 1.5	
20		M30 x 2.0
22	M30 x 1.5	
25		M36 x 2.0
28	M36 x 2.0	
30		M42 x 2.0
35	M45 x 2.0	
38		M52 x 2.0
42	M52 x 2.0	

JAPANESE CONNECTIONS

Japanese equipment uses JIS (Japanese Industrial Standard) couplings with a 30° seat and British Standard Pipe Parallel threads. All flanges are Code 61 or Code 62 (except -10).

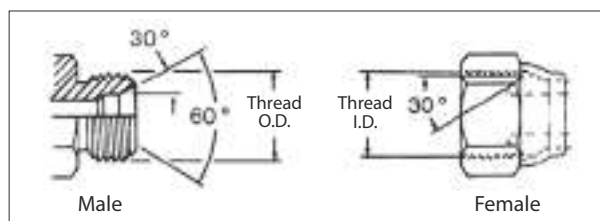
JIS 30° Flare Parallel Pipe Threads - JIS B 0202

These Japanese 30° flare male coupling will mate with a Japanese 30° flare female only. The male and female have straight threads and a 30° seat. The seal is made on the 30° seat. The threads on the Japanese 30° flare connector conform to JIS B 0202, the same as the BSPP threads. Both the British and Japanese connectors have a 30° seat, but they are not interchangeable, because the British seat is inverted.



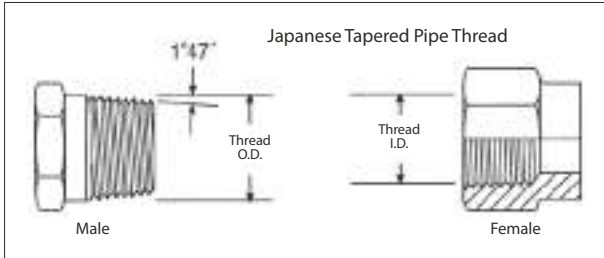
JIS 30° Inverted Seat, Parallel Pipe Threads - JIS B 0202

The JIS parallel is similar to the BSPP connection. The JIS parallel thread and the BSPP connection are interchangeable.



JIS Tapered Pipe Thread (PT) - JIS B 0203

The JIS tapered pipe thread connection is similar to the BSPT connection and fully interchangeable. The Japanese connection does not have a 30° Flare, and will not mate with the BSPP female. The thread conforms to JIS B 0203, same as BSPT threads. The seal on the JIS tapered pipe thread connection is made on the threads.

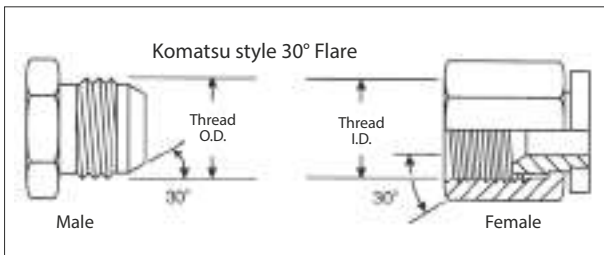


Thread Identification Table

Dash Size	Inch Size	Thread Size (in-TPI)	Female Thread I.D.		Male Thread O.D.	
			(mm)	(in)	(mm)	(in)
-2	1/8	1/8-27	8.7	0.34	9.5	0.38
-4	1/4	1/4-18	11.1	0.44	13.5	0.56
-6	3/8	3/8-18	15.1	0.59	16.7	0.66
-8	1/2	1/2-14	18.3	0.72	20.6	0.81
-10	5/8	5/8-14	20.6	0.81	23.0	0.91
-12	3/4	3/4-14	23.8	0.94	26.2	1.03
-16	1	1-11	30.2	1.19	33.3	1.31
-20	1-1/4	1-1/4-11	38.9	1.53	41.1	1.66
-24	1-1/2	1-1/2-11	45.2	1.78	47.6	1.88
-32	2	2-11	56.4	2.22	59.5	2.34

Komatsu Style 30° Flare Parallel Threads

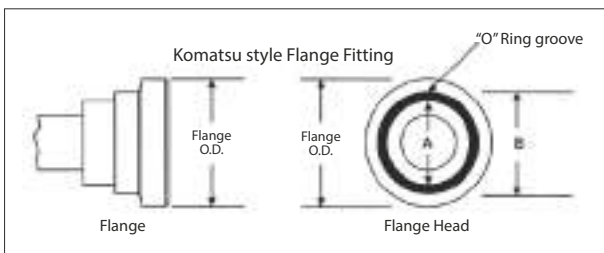
The Komatsu style 30° Flare Parallel thread coupling is identical to the Japanese 30° Flare parallel except for the threads. The Komatsu uses Metric fine threads which conform to JIS B 0207. The Komatsu connector seals on the 30° Flare.



Dash Size	Inch Size	Metric Thread Size	Male Thread O.D. (mm)	B Thread I.D. (mm)
-6	3/8	M18x1.5	18	16.4
-8	1/2	M22x1.5	22	20.4
-10	5/8	M24x1.5	24	22.4
-12	3/4	M30x1.5	30	28.4
-16	1	M33x1.5	33	31.4
-20	1-1/4	M36x1.5	36	34.4
-24	1-1/2	M42x1.5	42	40.4

Komatsu Flange Fitting

The Komatsu Flange fitting is nearly identical to and fully interchangeable with the SAE Code 61 flange fitting. In all sizes the O-ring dimensions are different. When replacing a Komatsu flange with an SAE style flange, an SAE style O-ring must be used.



Flange Dash Size	Flange Size (In)	A	B
-8	1.19	.73	.98
-10*	1.34	.73	1.10
-12	1.50	.85	1.22
-16	1.75	1.12	1.50
-20	2.00	1.36	1.73
-24	2.38	1.75	2.12
-32	2.81	2.22	2.56

*is a non SAE size flange

RACOMMENDED FITTING AND ADAPTER INSTALLATION TORQUE

SAE J514 37° CONE (JIC)

Dash	Thread	Lb.ft		N.m	
		Min	Max	Min	Max
-4	7/16-20	11	12	15	16
-5	1/2-20	14	15	19	21
-6	9/16-18	18	20	24	28
-8	3/4-16	36	39	49	53
-10	7/8-14	57	63	77	85
-12	1 1/16-12	79	88	107	119
-14	1 3/16-12	94	103	127	140
-16	1 5/8-12	108	113	147	154
-20	1 5/8-12	127	133	172	181
-24	1 7/8-12	158	167	215	226
-32	2 1/2-12	245	258	332	350

BSPP without O-Ring

Dash	Thread	Lb.ft	N.m
-2	1/8-28	7	10
-4	1/4-19	15	20
-6	3/8-19	26	35
-8	1/2-14	44	60
-10	5/8-14	52	70
-12	3/4-14	85	115
-16	1-11	103	140
-20	1 1/4-11	155	210
-24	1 1/2-11	214	290
-32	2-11	295	400

SAE J1453 O-Ring Face Seal (ORFS)

Dash	Thread	Lb.ft		N.m	
		Min	Max	Min	Max
-4	9/16-18	18	21	25	28
-6	11/16-16	30	32	40	44
-8	13/16-16	41	44	55	60
-10	1-14	46	50	60	68
-12	1 3/16-12	65	70	90	95
-16	1 7/16-12	92	100	125	135
-20	1 11/16-12	125	140	170	190
-24	2-12	150	165	200	225

BSPP with O-Ring

Dash	Thread	Lb.ft	N.m
-2	1/8-28	N/A	N/A
-4	1/4-19	15	20
-6	3/8-19	26	35
-8	1/2-14	37	50
-10	5/8-14	44	60
-12	3/4-14	63	85
-16	1-11	85	115
-20	1 1/4-11	140	190
-24	1 1/2-11	177	240
-32	2-11	221	300

SAE Flange J518 Code 61

Dash	Thread	Lb.ft		N.m	
		Min	Max	Min	Max
-8	1/2	15	19	20	25
-12	3/4	21	29	28	40
-16	1	27	35	37	48
-20	1 1/4	35	46	48	62
-24	1 1/2	46	58	62	79
-32	2	54	66	73	90
-40	2 1/2	79	91	107	124
-48	3	137	149	186	203

JIS (B8363)

Dash	Thread	Lb.ft	N.m
-4	1/4-19	19	25
-6	3/8-19	25	34
-8	1/2-14	49	64
-10	5/8-14	100	132
-12	3/4-14	100	132
-16	1-11	149	196
-20	1 1/4-11	171	225
-24	1 1/2-11	194	255
-32	2-11	240	316

SAE J518 Code 62

Dash	Thread	Lb.ft		N.m	
		Min	Max	Min	Max
-8	1/2	15	19	20	25
-12	3/4	25	33	34	45
-16	1	42	50	56	68
-20	1 1/4	63	75	85	102
-24	1 1/2	117	133	158	181
-32**	2	200	217	271	294

Metric

Thread	Lb.ft		N.m	
	Min	Max	Min	Max
M12x1,5	8	11	15	20
M14x1,5	13	18	25	30
M16x1,5	19	26	35	40
M18x1,5	22	30	40	45
M20x1,5	24	33	45	50
M22x1,5	32	44	60	70
M24x1,5	41	55	75	85
M26x1,5	46	63	85	95
M30x2	57	77	105	120
M36x2	74	100	135	150
M42x2	111	151	205	230
M45x2	136	184	250	280
M52x2	147	199	270	300

JIC FFFT TORQUE METHOD

The FFFT (Flats From Finger Tight) method allows to assemble fittings and adapters at the correct torque value without a dynamometric wrench. The rotation applied according the value shown in tab.1 ensures a good sealing, avoid unscrewing and over torque that can cause nut or cone crack.

Assembling instruction:

- hand tighten the joint
- make a longitudinal mark on one of the flats of hex and continue it on the body hex as shown in Fig.1
- tighten the joint further by the number of flat as shown in Tab.1




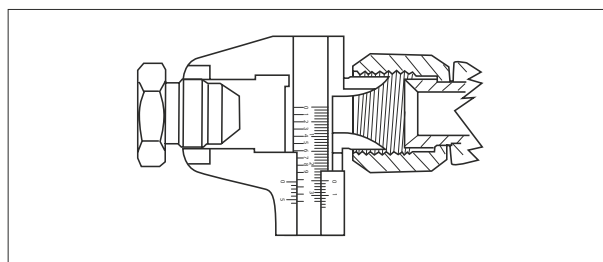
Fig. 1

Assembling value - carbon steel material - SAE J514 JIC 37° flare						
Dash size	Thread	Lb*ft		N*m		FFFT
		min	max	min	max	
-4	7/16-20	11	12	15	16	2
-5	1/2-20	14	15	19	21	2
-6	9/16-18	18	20	24	28	2
-8	3/4-16	36	39	49	53	1.5
-10	7/8-14	57	63	77	85	1.5
-12	1 1/16-12	79	88	107	119	1
-14	1 3/16-12	94	103	127	140	1
-16	1 5/16-12	108	113	147	154	1
-20	1 5/8-12	127	133	172	181	1
-24	1 7/8-12	158	167	215	226	1
-32	2 1/2-12	245	258	332	350	1

Tab. 1

HOW TO DETERMINE THE THREAD TYPE USING CALLIPERS

By measuring with a caliper the outside diameter of the thread of a male or the inside diameter of the thread of a female you will get a measure in mm. By finding this value in mm on the below table, you'll be able to find the relevant thread type.



Male OD	mm	Female ID
	8,7	G1/8" BSP
1/8" – 27 NPTF	9,5	
G1/8" BSP	9,6	
M 10 x 1	9,8	
	9,9	7/16" – 20 JIC
	10,5	M 12 x 1,5
7/16" – 20 JIC	11,0	
	11,4	1/2" – 20 SAE
	11,6	G1/4" BSP
M 12 x 1,5	11,9	
1/4" – 18 NPTF	12,5	
	12,5	M 14 x 1,5
1/2" – 20 SAE	12,6	
	12,9	9/16" – 18 JIC
G1/4" BSP	13,0	
M 14 x 1,5	13,9	
9/16" – 18 JIC	14,2	
	14,5	M16 x 1,5
	15,1	G3/8" BSP
M 16 x 1,5	15,8	
3/8" – 18 NPTF	15,9	
	16,5	M18 x 1,5
G3/8" BSP	16,6	
	17,5	3/4" – 16 JIC
M 18 x 1,5	17,9	
	18,4	20 x 1,5 DKF
3/4" – 16 JIC	18,8	
	18,8	G1/2" BSP
1/2" – 14 NPT	19,8	
20 x 1,5 CEF	19,9	
	20,4	7/8" – 14 SAE
	20,5	M 22 x 1,5
G1/2" BSP	20,8	
	20,9	G5/8" BSP
M 22 x 1,5	21,9	
7/8" – 14 SAE	22,1	
	22,5	24 x 1,5 DKF
G5/8" BSP	22,8	
24 x 1,5 CEF	23,9	
	24,5	G3/4" BSP
	24,8	1 1/16" – 12 JIC
3/4" – 14 NPTF	25,1	
	25,5	M26 x 1,5
M 26 x 1,5	25,9	
G3/4" BSP	26,3	
1 1/16" – 12 JIC	26,8	

Male OD	mm	Female ID
	27,9	1 3/16" – 12 JIC
	28,0	M 30 x 2
	28,5	30 x 1,5 DKF
M 30 x2	29,8	
30 x 1,5 CEF	29,9	
1 3/16" – 12 JIC	30,1	
	30,7	G1" BSP
	31,2	1 5/16" – 12 JIC
1" – 11 1/2 NPTF	31,4	
	31,5	M 33 x 1,5
G1" BSP	33,1	
1 5/16" – 12 JIC	33,2	
	34,0	M 36 x 2
	34,5	36 x 1,5 DKF
M 36 x 2	35,8	
36 x 1,5 CEF	35,9	
	36,5	M 36 x 1,5
M 38 x 1,5	37,9	
	38,8	1 5/8" – 12 JIC
	39,4	G1 1/4" BSP
	39,8	M 42 x 1,5
1 1/4"-11 1/2 NPTF	40,2	
	40,5	M 42 x 1,5
1 5/8" – 12 JIC	41,1	
1 1/4" – 11 BSP	41,7	
M 42 x2	41,8	
	42,4	M 45 x 2
	43,3	45 x 1,5 DKF
M 45 x2	44,8	
45 x 1,5 CEF	44,9	
	45,1	1 7/8" – 12 JIC
	45,2	G1 1/2" BSP
1 1/2"-11 1/2 NPTF	46,3	
1 7/8" – 12 JIC	47,5	
G1 1/2" BSP	47,7	
	49,6	M 52 x 2
	50,3	52 x 1,5 DKF
M 52 x2	51,8	
52 x 1,5 CEF	51,9	
	57,4	G2" BSP
2" – 11 1/2 NPTF	58,3	
G2" BSP	59,4	
	61,1	2 1/2" – 12 JIC
	62,5	M 65 x 2
2 1/2" – 12 JIC	63,3	

PRESSURE CONVERSION TABLES

Metric to psi (1 KPa = .145 psi)

Kilo Pascal (KPa)	Mega Pascal (KPa)	Bar (Bar)	Pounds per Square Inch (psi)
100	0,1	1	14,5
200	0,2	2	29,0
300	0,3	3	43,5
400	0,4	4	58,0
500	0,5	5	72,5
600	0,6	6	87,0
700	0,7	7	101,5
800	0,8	8	116,0
900	0,9	9	130,5
1000	1	10	145,0
2000	2	20	290,1
3000	3	30	435,1
4000	4	40	580,2
5000	5	50	725,5
6000	6	60	870,2
7000	7	70	1015
8000	8	80	1160
9000	9	90	1305
10000	10	100	1450
20000	20	200	2901
30000	30	300	4351
40000	40	400	5802
50000	50	500	7252
60000	60	600	8702
70000	70	700	10153
80000	80	800	11603
90000	90	900	13053
100000	100	1000	14504
200000	200	2000	29008
300000	300	3000	43511

psi to metric (1 psi = 6,89 KPa)

Pounds per Square Inch (psi)	Kilo Pascal (KPa)	Mega Pascal (MPa)	Bar (Bar)
10	68,9	0,07	0,7
20	137,9	0,14	1,4
30	206,8	0,21	2,1
40	275,8	0,28	2,8
50	344,7	0,34	3,4
60	413,7	0,41	4,1
70	482,6	0,48	4,8
80	551,6	0,55	5,5
90	620,5	0,62	6,2
100	689	0,70	6,9
200	1379	1,4	13,8
300	2068	2,1	20,7
400	2758	2,8	27,6
500	3447	3,4	34,5
600	4137	4,1	41,4
700	4826	4,8	48,3
800	5516	5,5	55,2
900	6205	6,2	62,1
1000	6895	6,9	68,9
2000	13790	13,8	147,9
3000	20684	20,7	206,8
4000	27579	27,6	275,8
5000	34474	34,5	344,7
6000	41369	41,4	413,7
7000	48263	48,3	482,6
8000	55158	55,2	551,6
9000	62053	62,1	620,5
10000	68948	68,9	689
20000	137895	147,9	1379
30000	206843	206,8	2068
40000	275790	275,8	2758

CONVERSION TABLES FROM IMPERIAL SYSTEM TO METRIC SYSTEM

Inches	mm
1/64	.0156
1/32	.0312
3/64	.0468
1/16	.0625
5/64	.0781
3/32	.0937
7/64	.1093
1/8	.1250
9/64	.1406
5/32	.1562
11/64	.1718
3/16	.1875
13/64	.2031
7/32	.2187
15/64	.2343
1/4	.2500

Inches	mm
17/64	.2656
9/32	.2812
19/64	.2968
15/16	.3125
21/64	.3281
11/32	.3437
23/64	.3593
3/8	.3750
25/64	.3906
13/32	.4062
27/64	.4218
7/16	.4375
29/64	.4531
15/32	.4687
31/64	.4843
1/2	.5000

Inches	mm
33/64	.5156
17/32	.5312
35/64	.5468
9/16	.5625
37/64	.5781
19/32	.5937
39/64	.6093
5/8	.6250
41/64	.6406
21/32	.6562
43/64	.6718
11/16	.6875
45/64	.7031
23/32	.7187
47/64	.7343
3/4	.7500

Inches	mm
49/64	.7656
25/32	.7812
51/64	.7968
13/16	.8125
53/64	.8281
27/32	.8437
55/64	.8593
7/8	.8750
57/64	.8906
29/32	.9062
59/64	.9218
15/16	.9375
61/64	.9531
31/32	.9687
63/64	.9843
1	1000

// ADAPTERS GUIDELINES

ADAPTER SELECTION

Selection of an appropriate Dunlop Hiflex adapter for a given application depends on the fluid system operating parameters listed below and the tube material and wall thickness they require:

1. Type of fluid
2. Operating temperature range
3. Type of line - pressure, return or suction
4. Maximum flow rate through the line
5. Maximum operating / service pressure
6. Severity of service
7. Environment

Then, based on the tube selected and appropriate fluid system operating parameters, determine adapter type(s) and material(s) using the features comparison table below.

FEATURES COMPARISON OF TUBE FITTINGS				
Feature		ORFS	JIC 37°	BSP
Performance	Pressure capability*	Very High	Medium to High	Medium to High
	Seal Reliability	Excellent	Good	Very Good
		Elastomeric Seal	Metal to Metal Seal	Elastomeric Seal
		High tolerance to minor surface imperfections and damage. High tolerance to assembly variations.	Low tolerance to minor surface imperfections and damage. Low tolerance to assembly variations.	Low tolerance to minor surface imperfections and damage. Low tolerance to assembly variations.
Vibration Resistance in Rigid Systems	Excellent	Good	Very Good	
Tube Compatibility	Wall Thickness	All	Medium	Medium
	Critical Features	OD tolerance and hardness for flat tube, OD tolerance only for brazed tube	ID finish, wall thickness uniformity (concentricity) and hardness	OD tolerance and hardness
Assembly	Tube Preparation	Easy and quick (slower for sleeve brazing)	Easy and quick	Easy and quick (slower for welded nipple)
	Inspection	Easy and quick	Easy and quick	Critical, need experience
	Ease of Installation	Excellent, Minimum skill and training are necessary because of high tolerances to assembly variations	Good. Low tolerance to assembly variations. Requires skilled and trained personnel	
	Ease of Maintenance	Excellent, no tube entry	Very Good, Small tube entry	Good, Large tube entry
Temperature Capability Adapters without O-Ring	Steel	To be used only with O-ring	-65° F to 500° F	-65° F to 500° F
	Stainless Steel		-425° F to 1200° F	==
	Brass		-40° F to 400° F	==
Temperature Capability Adapters with O-Ring**	All Style of Adapter	-30 F to 250° F	-30 F to 250° F	-30 F to 250° F

* For details see Working Pressure Charts in the individual adapters section

** For details concerning O-ring see section "O-ring selection" and "Fluid Resistance Table"

JIC 37° ADAPTER (ISO 8434-2, SAE J514)

Main Features

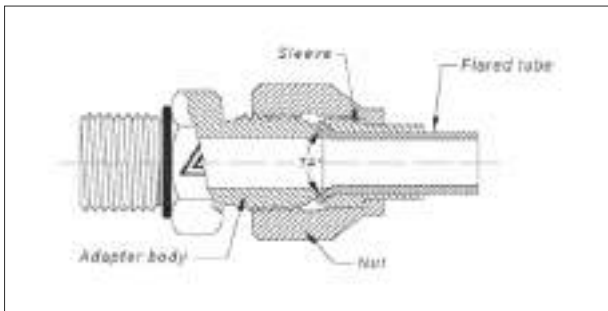
SAE J514 and ISO 8434-2, and commonly called 37° JIC adapters.

37° JIC adapter performs extremely well in all high pressure applications.

The seal is made by connecting a 37° flared tube surface to a 37° flare male and tightening by means of a nut and a sleeve. The flared tube avoids welded connection, so high performances are guaranteed even in case of severe vibrations, mechanic/hydraulic shocks and multiple assembly/disassembly operations.

When tightened, sleeve provides tube and adapter self alignment and helps to reduce the vibrations on the tube during application.

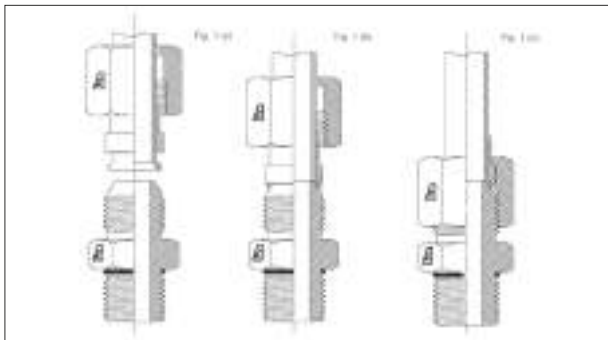
An appropriate choice of sleeve gives the possibility of assembling adapters with both metric and inch-tubes.



Flaring Operations

Perfect sealing is guaranteed with tubes having physical and mechanical characteristics obtained by cold-drawing and a ductility expressed as 21% of minimum elongation.

- Cut end of tube must be perpendicular to its axis . Note: cutting operation reduces the whole length of tube (almost 0,5±1mm for each end).
- Dimensions of the end of the tube shall allow the correct placing on the flaring machine.
- Flared surface must be inspected to avoid excessive roughness and defects such as cracks or exfoliation.
- Length of flared zone shall be enough to allow a sufficient sealing surface and avoid the blowing off of the tube, but not excessive to prevent the contact with thread of the nut.
- A well followed flaring procedure assures no leakage even after frequent assembling and disassembling operations.



ORFS ADAPTER (ISO 8434-3, SAE J1453)

Main Features

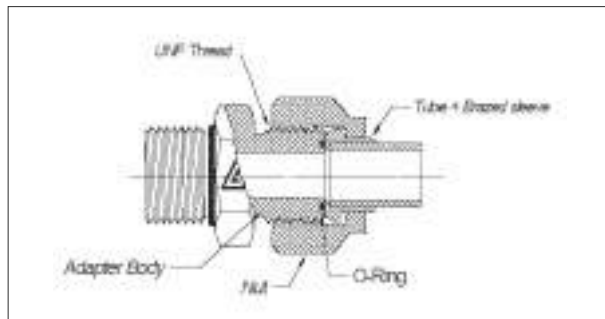
Adapters are designed and manufactured according to standard SAE J1453 and commonly called ORFS adapters.

O-Ring Face Seal adapters performs extremely well in all high pressure applications where elastomeric seals are needed to overcome leakage and leak resistance is crucial.

A seal is made when the O-Ring in the male contacts the 180° flat face of the tube. The male connector has a straight thread and a machined flat face. The seal takes place by compressing the O-Ring onto the flat face of the female.

ORFS system is composed by:

- Nut.
- Sleeve for flat tube and a shouldered sleeve for brazing. An appropriate choice of sleeve gives the possibility of assembling adapters with both metric and inch-tubes.
- Various kind and size of adapter body.
- O-Ring material is NBR, Shore "A": 90, suitable for a temperature range of: - 30°/+130° C (-22/+266° F).

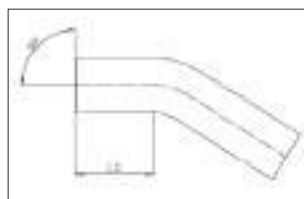


Flaring Tube Operations

Perfect sealing is guaranteed with tubes having physical and mechanical characteristics obtained by cold-drawing and a ductility expressed as 21% of minimum elongation.

- Cut end of tube must be perpendicular to its axis.
- Cutting operation reduces the whole length of tube.
- Dimensions of the end of the tube shall allow the correct placing on the flaring machine.
- Flared surface must be inspected to avoid excessive roughness and defects such as cracks or exfoliation.
- Brazing sleeve guarantees the same performances as the flared tube, and shall be used in the following cases:
- Tube is not in accordance with the above mechanical characteristics.
- The straight part of the tube is not of a sufficient length (see quote L2 and values listed in table of figure O-3).
- Tube thickness is lower than values listed in table (O-1).
- For cutting length consider shoulder of the sleeve (quote L1 of table O-1).

A well followed flaring procedure assures no leakage even after frequent assembling and disassembling operations.



Hose mm	L2 Min mm
Ø 6 - Ø 12	73
Ø 14 - Ø 18	100
Ø 20 - Ø 22	120
Ø 25 - Ø 42	130

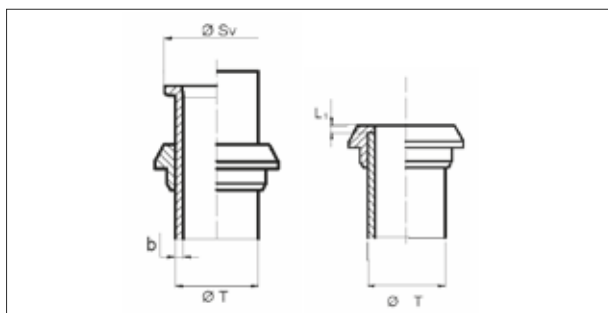
Only a few simple operations are required for assembling ORFS tube/adaptor.

Sleeve and Tube Flared:

- 1a) Place nut and sleeve on the tube with the appropriate orientation.
- 2a) Flare the tube (see procedure)
- 3a) Place the tube near seal surface of the adapter and screw by hand.
- 4a) Lock the adapter and tighten with a torque wrench

Brazed sleeve

- 1b) Cut the tube considering quote L1 of the sleeve (See Figure O-5);
- 2b) Clean and degrease accurately the end of the tube and the sleeve;
- 3b) Put the brazing ring into the sleeve
- 4b) Apply flux at the end of the tube and in the sleeve, then assemble the sleeve on the tube;
- 5b) Start brazing and be aware of not overheating flux material;
- 6b) Clean the connecting part and verify the good quality of weld around the external diameter of the hose;
- 7b) Complete the assembly procedure as described in points 3a) and 4a). See the correct installation torque in the attached table (O-2).



Hose		SV	
mm	In	mm	In
6	1/4	12,0	12,7
8	5/16	14,7	15,7
10	3/8	14,7	15,7
12	1/2	17,9	18,9
15		22,1	23,4
16	5/8	22,1	23,4
18		26,3	27,8
20	3/4	26,3	27,8
22		32,4	34,2
25	1	32,4	34,2
28		39,0	40,5
30		39,0	40,5
32	1.1/4	39,0	40,5
35		46,0	48,5
38	1.1/2	46,0	48,5

BSP ADAPTER (ISO 8434-6, BS 5200)

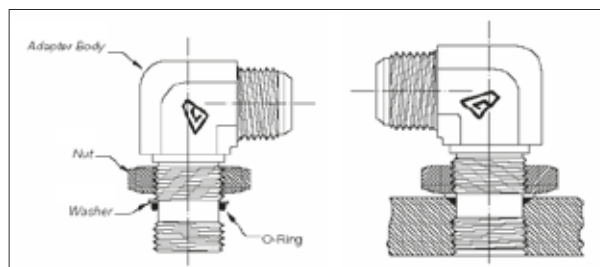
Main Features

Adapters are designed and manufactured according to standard BS 5200, ISO 8434-6 and ISO 228-1 and they are commonly called BSP adapters (British Standard Pipe) BSP adapter is widely employed, it performs extremely well in all high pressure applications with oil and gas. The seal is made by connecting a 60° coned seat to the 60° male surface and tightening the nut assembly. The O-Ring placed in the tube groove improves the sealing. There are not welded part in the locking area and performances are good even after multiple assembly and disassembly operations, severe vibrations and mechanic/hydraulic shocks.

Assembling Procedure

Only a few simple operations are required for assembling BSP tube/adaptor:

1. Carefully align tube and adapter. Otherwise sealing is not guaranteed.
2. Lubricate accurately sealing surfaces with mineral oil or suitable lubricant.
3. Place the tube near seal surface of the adapter and tight by hand.
4. Lock the adapter and tighten with a torque wrench. See the correct installation torque in the attached table B-1.



Assembly Instruction For Adjustable Adapter Thread: SAE, UNF, BSPP, Metric

Lubricate the O-Ring with mineral oil. Back off locknut as for as possible.

Make sure that washer is pushed-up as much as possible. Screw by hand the adapter into the port until the ORing enter the port.

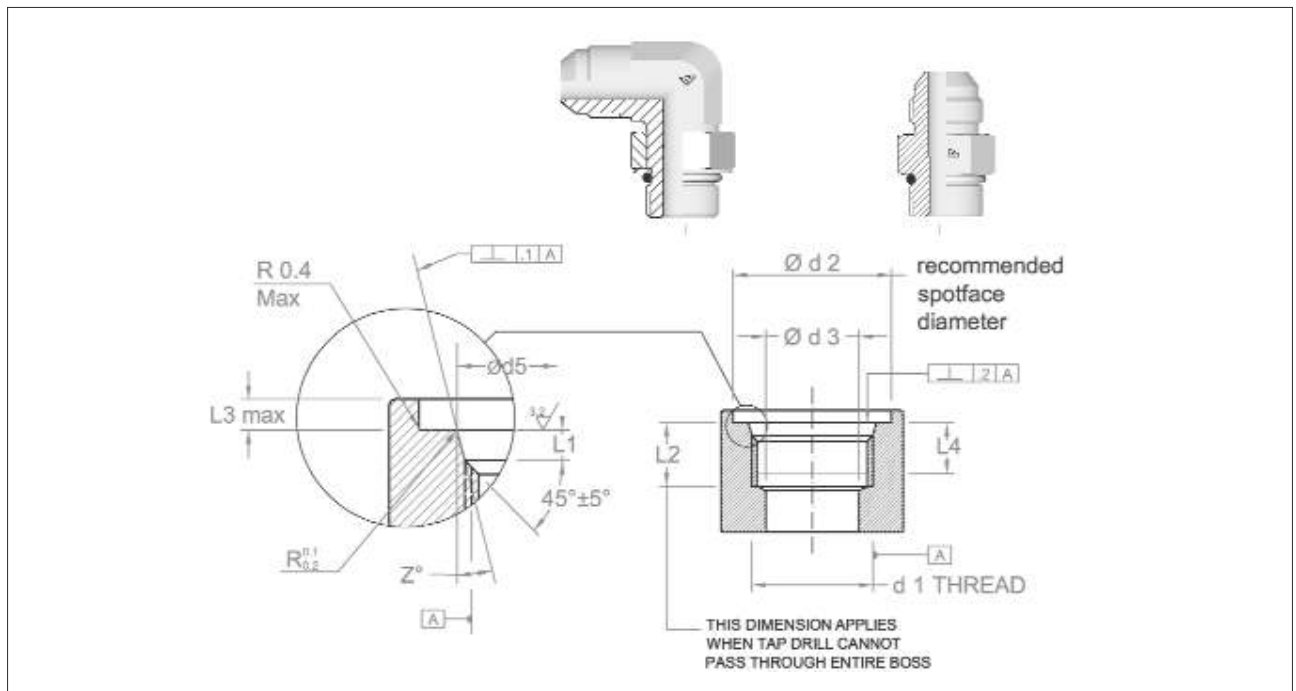
To align adaptor orientation to tube end or hose assembly, unscrew the adaptor by the required amount, but not more than one full turn.

Hold the adapter in desired position by mean of a wrench and tighten locknut to the suggested torque value by means of a dynamometric wrench.

METRIC PORT - ISO 6149 - SAE 2244-1

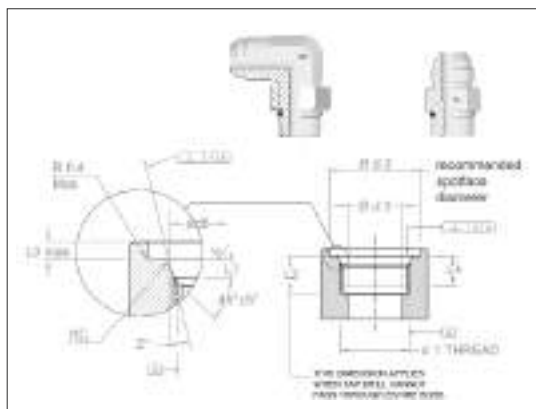
Metric Thread	D2 ²⁾ min	D3 ³⁾ min	D5 +0,10	D6 +0,50	L1 +0,40	L2 min	L3 max	L4	Z° ±1°	Assembly Torque +10%
D1	mm	mm	mm	mm	mm	mm	mm	mm		Nm
M8x1	17	14	9,1	14	1,6	11,5	1	10	12°	10
M10x1	20	16	11,1	16	1,6	11,5	1	10	12°	20
M12x1,5	23	19	13,8	19	2,4	14	1,5	11,5	15°	35
M14x1,51)	25	21	15,8	21	2,4	14	1,5	11,5	15°	45
M16x1,5	28	24	17,8	24	2,4	15,5	1,5	13	15°	55
M18x1,5	30	28	19,8	26	2,4	17	2	14,5	15°	70
M22x1,5	34	29	23,8	29	2,4	18	2	15,5	15°	100
M27x3	40	34	29,4	34	3,1	22	2	19	15°	170
M33x2	49	43	35,4	43	3,1	22	2,5	19	15°	310
M42x2	60	52	44,4	52	3,1	22,5	2,5	19,5	15°	330
M48x2	66	57	50,4	57	3,1	25	2,5	22	15°	420
M60x2	76	67	52,4	67	3,1	27,5	2,5	24,5	15°	500

- 1) Preferred for diagnostic port application
- 2) Spotface diameter with identification ridge
- 3) Spotface diameter without identification ridge



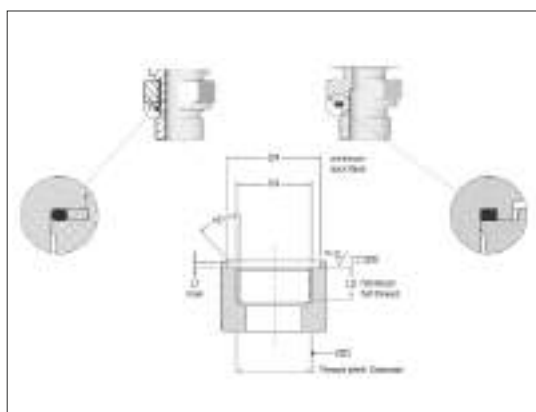
SAE UNF PORT - SAE J1926-1 - ISO 11926

ANSI B1.1	D2	D3 min	D3 +0,13	L1 +0,40	L2 min	L3 max	L4 min	Z° ±1°	Assembly Torque +10%
D1	mm	mm	mm	mm	mm	mm	mm		Nm
7/16"-20	21	4,4	12,4	2,4	14	1,6	11,5	12°	20
1/2"-20	23	6	14	2,4	14	1,6	11,5	12°	25
9/16"-18	25	7,5	15,6	2,5	15,5	1,6	12,7	12°	35
3/4"-16	30	10	20,6	2,5	17,5	2,4	14,3	15°	70
7/8"-14	34	12,5	23,9	3,3	20	2,4	16,7	15°	100
1" 1/16-12	41	16	29,2	3,3	23	2,4	19	15°	170



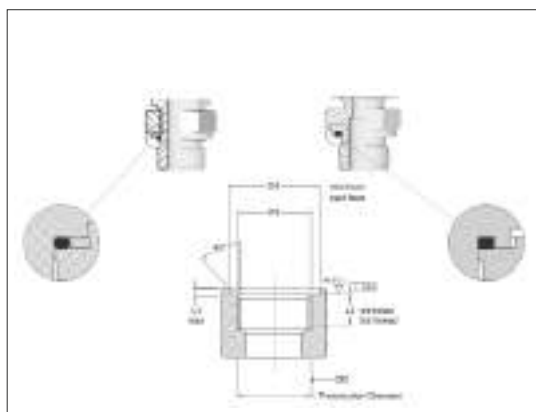
BSPP PORT - ISO 9974 - DIN 3852-1

ANSI B1.1 Thread	D3 +0.20	D4	L1 max	L2 min	Assembly Torque +10%
D1	mm	mm	mm	mm	Nm
1/8"-28	9,8	15	1	8	20
1/4"-19	13,2	20	1,5	12	50
3/8"-19	16,7	23	2	12	80
1/2"-14	21	28	2,5	14	100
3/4"-14	26,5	33	2,5	16	200
1"-11	33,3	41	2,5	18	380
1" 1/4-11	42	51	2,5	20	500
1" 1/2-11	47,9	56	2,5	22	600



METRIC PORT - ISO 9974 - DIN 3852-1

Metric Thread	D3 +0.20	D4 min	L1 max	L2 min	Assembly Torque +10%
D1	mm	mm	mm	mm	Nm
M12x1,5	12	18	1,5	12	35
M14x1,5	14	20	1,5	12	45
M16x1,5	16	23	1,5	12	55
M18x1,5	18	25	2	12	68
M20x1,5	20	27	2	14	80
M22x1,5	22	28	2,5	14	98
M27x2	27	33	2,5	16	180
M33x2	33	41	2,5	18	310
M42x2	42	51	2,5	20	330
M48x2	48	56	2,5	22	400



// HOSE

// TEXTILE BRAID

ARGUS 2TE	8
2TE RAILWAY	8

// WIRE BRAID

121T SLIMLINE PLUS - 1SC	9
141T SUPERSLIMLINE	9
122T GREENLINE PLUS - 1SN/R1AT	10
221T SLIMLINE PLUS - 2SC	10
241T SUPERSLIMLINE - HI-TUFF	11
241T-R SUPERSLIMLINE - HI-TUFF	11
222T GREENLINE PLUS - 2SN/R2AT	12
SP33G SUPERFOREST	12

// WIRE SPIRAL - POWERFLEXBIO

POWERFLEXBIO 4000 - HI-TUFF	15
POWERFLEXBIO 5000 - HI-TUFF	15
POWERFLEXBIO 5000 PLUS - HI-TUFF	16
POWERFLEXBIO 6000 - HI-TUFF	16

// TUFLEX

241X SUPERSLIMLINE - TUFLEX	17
POWERFLEXBIO 4000 - TUFLEX	17

// HIGH TEMPERATURE

COMMANDER 150 1SN PLUS	18
------------------------	----

// LOW TEMPERATURE

261E HYPERCOLD SUPERSLIMLINE	19
SP33E HYPERCOLD SUPERFOREST	19

// OIL RETURN LINES

605AA	Fuel-oil S&D 10 bar (150 psi)	20
FLEXOR R4 634	Extra flexible	20
FLEXOR R4 644 HT	Extra flexible - High temperature	21

// PRESSURE WASH

ALFAJET 210	22
ALFAJET 400	22
ALFAJET 640	23
WATERBLAST - WB10L	23
WATERBLAST - WB15L	23
WATERBLAST - WB20L	24

// THERMOPLASTIC

MINIMESS - TPMM	25
FLEXOR 7	25
FLEXOR 7 - TWIN	26
FLEXOR 8	26
FLEXOR 8 - TWIN	26
FLEXOR HR8 - TWIN	27
FLEXOR TWB1	27
FLEXOR TWB1-CO ₂	27
FLEXOR TWB1 - TWIN	28
FLEXOR TWB1 - TRIPLE	28
FLEXOR MTKH - TWINy	29
OFF-SHORE - ROV OPERATION	29
FLEXOR VHP700	30
FLEXOR 7 - PAINT	30
FLEXOR TWB1 - PAINT	30
FLEXOR TWB2 - PAINT	31

// PTFE

9TS OM	Smooth PTFE Stainless Steel braid - Standard duty	32
9TC OM	Convuluted PTFE Stainless Steel braid	33

// STANDARD FITTINGS**// FERRULES**

H1200TX2	No-Skive Ferrule for 3TE, R5 and Flexopak 2 Minetuff 2 1/2" - 241T Hi-tuff hoses	39
H1200TX4	No-Skive Ferrule for R4 Hoses (604, 634, 644)	39
H1200103	No-Skive Ferrule for PLT	40
H1200AD1	No-Skive Ferrule for 1 Wire Braid and 2 Wire Braid Compact Hoses	40
H1200AD2	No-Skive Ferrule for 2SN	41
H1200204	No-Skive Ferrule for Alfabiotech/Powerflexbio Hoses	41
H1200TP0	No-Skive Ferrule for Thermoplastic and 1 Wire Braid Compact Hoses	42
H2200TF0	No-Skive Ferrule for PTFE Hoses	42
H1100104	Skive Ferrule for 1SN	42
H1100404	Skive Ferrule for 2/3 Wire Braid and Wire Spiral Hoses	43
H1100SK1	Skive Ferrule for 1 Wire Braid and 2 Wire Braid Compact Hoses - No-Skive for 1TE, 2TE and R6	43

// HOSE MENDER

H12C5610	Hose Mender	44
----------	-------------	----

// BSP INSERTS

H1210510	BSPP Male 60° Flare - AGR	45
H1210610	BSPP Male Flat Seat - AGR FD	45
H1210710	BSPT Male - AGR K	46
H1220813	BSPP Female 60° Cone with O-Ring - DKOR	47
H1220843	45° BSPP Female 60° Cone with O-Ring - DKOR 45 - Solid one piece	48
H1220893	90° BSPP Female 60° Cone with O-Ring - DKOR 90 - Solid one piece	49
H1220581	90° Compact BSPP Female 60° Cone - DKR 90	49
H1220613	BSPP Female Flat Seat - DKR FD	50
H1230310	BSPP Banjo - RNR	50
H10V0210	BSPP Bolt	51

// DIN METRIC INSERTS

H1211110	Metric Male 24° Seat - DIN 3853 - Light Series - CEL	52
H1221513	Metric Female 24° Cone with O-Ring - DIN 3865 - Light Series - DKOL	53
H1221543	45° Metric Female 24° Cone with O-Ring - DIN 3865 - Light Series - DKOL 45 - Solid one piece	54
H1221593	90° Metric Female 24° Cone with O-Ring - DIN 3865 - Light Series - DKOL 90 - Solid one piece	55
H1211210	Metric Male 24° Seat - DIN 3853 - Heavy Series - CES	56
H1221613	Metric Female 24° Cone with O-Ring - DIN 3865 - Heavy Series - DKOS	57
H1221643	45° Metric Female 24° Cone with O-Ring - DIN 3865 - Heavy Series - DKOS 45 - Solid one piece	58
H1221693	90° Metric Female 24° Cone with O-Ring - DIN 3865 - Heavy Series - DKOS 90 - Solid one piece	58
H1221313	Universal Metric Female	59
H1221343	45° Universal Metric Female	59
H1221393	90° Universal Metric Female	59
H1221013	Metric Female 60° Cone - DIN 3863	60
H1221093	90° Metric Female 60° Cone - DIN 3863 - Solid one piece	60
H1252010	Metric Straight Standpipe - DIN 2353 - RSL/RSS	61
H1252040	45° Metric Standpipe - DIN 2353 - RSL45/RSS 45 - Solid one piece	62
H1252090	90° Metric Standpipe - DIN 2353 - RSL 90/RSS90 - Solid one piece	62
H1230910	Metric Banjo - RNM	63
H10V0810	Metric Bolt	63

// PRESSURE WASHER

H1224914	Universal Female for Pressure Washer	64
----------	--------------------------------------	----

// SAE INSERTS

H1226611	SAE Female Swivel 45° Seat	65
H1213010	SAE Male Solid - O-Ring Boss	65
H1213011	SAE Male Swivel - O-Ring Boss	66
H1213081	90° Compact SAE Male Swivel - O-Ring Boss	66

// JIC 37° INSERTS

H1212510	JIC Male 37° Cone - AGJ	67
H1222511	JIC Female 37° Seat - DKJ	68
H1226511	JIC Female 37° Seat with Stem Hexagon - DKJ	69
H1226514	JIC Female 37° Seat with double Hexagon - DKJ and solid nut	70
H1222541-M	45° JIC Female 37° Seat - Medium Drop - DKJ 45M - Solid one piece	70
H1226544-M	45° JIC Female 37° Seat - Medium Drop - DKJ 45M - Solid nut and double Hexagon crimped	71
H1222591-S	90° JIC Female 37° Seat - Short Drop - DKJ 90S - Solid one piece	71
H1226594-S	90° JIC Female 37° Seat - Short Drop - Solid Nut and double Hexagon crimped	72
H1222591-M	90° JIC Female 37° Seat - Medium Drop - DKJ 90M - Solid one piece	72
H1226594-M	90° JIC Female 37° Seat - Medium Drop - Solid Nut and double Hexagon crimped	73
H1222591-L	90° JIC Female 37° Seat - Long Drop - DKJ 90L - Solid one piece	73
H1226594-L	90° JIC Female 37° Seat - Long Drop - Solid Nut and double Hexagon crimped	74

// NPTF INSERTS

H1212810	NPTF Male 60° Seat - AGN.....	75
H1222810	NPTF Female Solid.....	75
H1212811	NPTF Male Swivel 60° Seat.....	76
H1212881	90° Compact NPTF Male Swivel 60° Seat.....	76

// NPSM INSERTS

H1227311	NPSM Female.....	77
----------	------------------	----

// ORFS INSERTS

H1212410	ORFS Male.....	78
H1222414	ORFS Female with support Hexagon knurled.....	78
H1222443-M	45° ORFS Female - Medium Drop - DK ORFS 45M - Solid one piece.....	79
H1222493-S	90° ORFS Female - Short Drop - DK ORFS 90S - Solid one piece.....	79
H1222493-M	90° ORFS Female - Medium Drop - DK ORFS 90M - Solid one piece.....	80
H1222493-L	90° ORFS Female - Long Drop - DK ORFS 90L - Solid one piece.....	80

// FRENCH INSERTS

H1211810	Metric Male - French Type.....	81
H1221813	Metric Female - French Type.....	81
H1221893	90° Metric Female - French Type.....	81

// JIS INSERTS

H1223711	JIS Female 60° Cone - B 8363 (Type C).....	82
H1223741	45° JIS Female 60° Cone - B 8363 (Type C).....	82
H1223791	90° JIS Female 60° Cone - B 8363 (Type C).....	82
H122381Z	JIS Female 60° Seat Flare - B 8363 (Type F).....	83
H122384Z	45° JIS Female 60° Seat Flare - B 8363 (Type F).....	83
H122389Z	90° JIS Female 60° Seat Flare - B 8363 (Type F).....	83

// KOMATSU INSERTS

H1224011	Komatsu Female.....	84
H1244110	Komatsu Flange.....	84
H1244140	45° Komatsu Flange - Solid one piece.....	84
H1244190	90° Komatsu Flange - Solid one piece.....	85

// SAE FLANGES

H1243310	Flange SAE 3000 psi J518 Code 61 - SFL.....	86
H1243320	22° Flange SAE 3000 psi J518 Code 61 - SFL 22 - Solid one piece.....	86
H1243330	30° Flange SAE 3000 psi J518 Code 61 - SFL 30 - Solid one piece.....	87
H1243340	45° Flange SAE 3000 psi J518 Code 61 - SFL 45 - Solid one piece.....	87
H1243360	60° Flange SAE 3000 psi J518 Code 61 - SFL 60 - Solid one piece.....	88
H1243390	90° Flange SAE 3000 psi J518 Code 61 - SFL 90 - Solid one piece.....	88
H1243610	Flange SAE 6000 psi J518 Code 62 - SFS.....	89
H1243640	45° Flange SAE 6000 psi J518 Code 62 - SFS 45 - Solid one piece.....	89
H1243690	90° Flange SAE 6000 psi J518 Code 62 - SFS 90 - Solid one piece.....	90
H10W3320	Split Flange Clamp 3000 psi J518 Code 61 - FHL.....	90
H10W3620	Split Flange Clamp 6000 psi J518 Code 62 - FHS.....	91
H10W3310	4 Hole Flange Clamp 3000 psi J518 Code 61 - VHL.....	91
H10W3610	4 Hole Flange Clamp 6000 psi J518 Code 62 - VHS.....	91

// NEW POWERTRAK FITTINGS**// BSP INSERTS**

H1310510	BSPP Male 60° Flare - AGR.....	93
H1320812	BSPP Female 60° Cone with O-Ring - DKOR.....	93
H1320842	45° BSPP Female 60° Cone with O-Ring - DKOR 45 - Solid one piece.....	93
H1320892	90° BSPP Female 60° Cone with O-Ring - DKOR 90 - Solid one piece.....	94

// DIN METRIC INSERTS

H1311210	Metric Male 24° Seat - DIN 3853 - Heavy Series - CES.....	95
H1321613	Metric Female 24° Cone with O-Ring - DIN 3865 - Heavy Series - DKOS.....	95
H1321643	45° Metric Female 24° Cone with O-Ring - DIN 3865 - Heavy Series - DKOS 45 - Solid one piece.....	96
H1321693	90° Metric Female 24° Cone with O-Ring - DIN 3865 - Heavy Series - DKOS 90 - Solid one piece.....	96

// JIC 37° INSERTS

H1312510	JIC Male 37° Cone - AGJ.....	97
H1322512	JIC Female 37° Seat - DKJ.....	97
H1322542	45° JIC Female 37° Seat - Medium Drop - DKJ 45M - Solid one piece.....	97
H1322592	90° JIC Female 37° Seat - Medium Drop - DKJ 90M - Solid one piece.....	98

// NPTF INSERTS

H1312810	NPTF Male 60° Seat - AGN	99
----------	--------------------------	----

// ORFS INSERTS

H1312410	ORFS Male	100
H1322411	ORFS Female with Stem Hexagon	100
H1322441	45° ORFS Female - Medium Drop - DK ORFS 45M - Solid one piece	100
H1322491	90° ORFS Female - Medium Drop - DK ORFS 90M - Solid one piece	101

// SAE FLANGES

H1343310	Flange SAE 3000 psi J518 Code 61 - SFL	102
H1343340	45° Flange SAE 3000 psi J518 Code 61 - SFL 45 - Solid one piece	102
H1343390	90° Flange SAE 3000 psi J518 Code 61 - SFL 90 - Solid one piece	103
H1343610	Flange SAE 6000 psi J518 Code 62 - SFS	103
H1343640	45° Flange SAE 6000 psi J518 Code 62 - SFS 45 - Solid one piece	104
H1343690	90° Flange SAE 6000 psi J518 Code 62 - SFS 90 - Solid one piece	104

// SUPERCAT FLANGES

H1343910	Flange SUPERCAT	105
H1343940	45° Flange SUPERCAT - Solid one piece	105
H1343990	90° Flange SUPERCAT - Solid one piece	105

// FERRULES

H1300NS4	Multispiral No-Skive Ferrule for 4 Spiral Hoses	106
H1300NS6	Multispiral No-Skive Ferrule for 6 Spiral Hoses	106

// WATERBLAST FITTINGS**// FERRULES**

D990000	- Waterblast	108
D980000	- Waterblast	108

// INSERTS

D99001-WB	BSP Female 60° with O-Ring	109
D99010-WB	BSP Female 60° without O-Ring	109
D99061-WB	UNF Type "M Swivel"	109
D99179-WB	Metric Female 24° Cone with O-Ring - Heavy Series - DIN 3865 - DKOS - - Slip on Nut with Relief Bore	110
D99170-WB	NPTF Male 60° Seat - AGN	110

// INTERLOCK FITTINGS**// FERRULES**

H1400200	Interlock Dual Skive Ferrule for 4 Spiral Hoses	112
H1400301	Interlock Dual Skive Ferrule for 4-6 Spiral Hoses	112
H1T00600	Interlock Dual Skive Ferrule for Alfabiotech/Powerflexbio 3K and AT8K	112

// HOSE MENDER

H14C5610	Hose Mender	113
----------	-------------	-----

// BSP INSERTS

H1410510	BSPP Male 60° Flare - AGR	114
H1410710	BSPT Male - AGR K	114
H1420812	BSPP Female 60° Cone with O-Ring - DKOR	114
H1420842	45° BSPP Female 60° Cone with O-Ring - DKOR 45 - Solid one piece	115
H1420892	90° BSPP Female 60° Cone with O-Ring - DKOR 90 - Solid one piece	115

// DIN METRIC INSERTS

H1411210	Metric Male 24° Seat - DIN 3853 - Heavy Series - CES	116
H1421613	Metric Female 24° Cone with O-Ring - DIN 3865 - Heavy Series - DKOS	116
H1421643	45° Metric Female 24° Cone with O-Ring - DIN 3865 - Heavy Series - DKOS - Solid one piece	117
H1421693	90° Metric Female 24° Cone with O-Ring - DIN 3865 - Heavy Series - DKOS 90 - Solid one piece	117

// JIC 37° INSERTS

H1412510	JIC Male 37° Cone - AGJ	118
H1422512	JIC Female 37° Seat - DKJ	118
H1422542	45° JIC Female 37° Seat - DKJ 45 - Solid one piece	119
H1422592	90° JIC Female 37° Seat - DKJ 90 - Solid one piece	119

// NPTF INSERTS

H1412810	NPTF Male 60° Seat - AGN	120
----------	--------------------------	-----

// ORFS INSERTS

H1412410	ORFS Male.....	121
H1422411	ORFS Female with Stem Hexagon.....	121
H1422441	45° ORFS Female - DK ORFS 45 - Solid one piece.....	121
H1422491	90° ORFS Female - DK ORFS 90 - Solid one piece.....	122

// SAE FLANGES

H1443310	Flange SAE 3000 psi J518 Code 61 - SFL.....	123
H1443340	45° Flange SAE 3000 psi J518 Code 61 - SFL 45 - Solid one piece.....	123
H1443390	90° Flange SAE 3000 psi J518 Code 61 - SFL 90 - Solid one piece.....	123
H1443610	Flange SAE 6000 psi J518 Code 62 - SFS.....	124
H1443640	45° Flange SAE 6000 psi J518 Code 62 - SFS 45 - Solid one piece.....	124
H1443690	90° Flange SAE 6000 psi J518 Code 62 - SFS 90 - Solid one piece.....	125
H1T43610	Flange SAE 6000 psi J518 Code 62 - SFS - Special version.....	125
H1T43640	45° Flange SAE 6000 psi J518 Code 62 - SFS 45 - Solid one piece - Special version.....	125
H1T43690	90° Flange SAE 6000 psi J518 Code 62 - SFS 90 - Solid one piece - Special version.....	126

// SUPERCAT FLANGES

H1443910	Flange SUPERCAT.....	127
H1443940	45° Flange SUPERCAT - Solid one piece.....	127
H1443990	90° Flange SUPERCAT - Solid one piece.....	127

// HAMMER UNION

H1T13F13	Male Hammer Union Fig. 1502 Integral Fitting with Lug Nut - Special version.....	128
H1T23F10	Female Hammer Union Fig. 1502 Integral Fitting with Rubber Ring - Special version.....	128

// BSP ADAPTERS**// MALE UNION**

R1A05M105M	Straight union BSP 60° Male.....	130
R1A05M905M	90° union BSP 60° Male.....	131
R1A05MT05M	Branch Tee union BSP 60° Male.....	131
R1A05MX05M	Cross union BSP 60° Male.....	132

// MALE/FEMALE UNION

R1A05M1051	Straight union BSP 60° Male - Female.....	133
R1A05M4051	45° union BSP 60° Male - Female.....	133
R1A05M9051	90° union BSP 60° Male - Female.....	134
R1A05M90WB	90° union BSP 60° Male - Female Tube.....	134
R1A05MT051	Branch Tee union BSP 60° Male - Female.....	135
R1A05ML051	Run Tee union BSP 60° Male - Female.....	135
R1A05M106A	Straight union - BSP 60° Male - Solid Female.....	135

// FEMALE UNION

R1A0511051	Straight union BSP 60° Female.....	137
R1A0519051	90° union BSP 60° Female.....	137
R1A051T051	Branch Tee union BSP 60° Female.....	137
R1A06A106A	Straight union BSP Fixed Female.....	138
R1A06A906A	90° union BSP 60° Solid Female.....	138
R1A06AT06A	Branch Tee union BSP Fixed Female.....	139

// BULKHEAD

R1A05M105T	Straight union BSP 60° Bulkhead.....	140
R1A05M905T	90° elbow connector BSP 60° Bulkhead.....	140
R1A05MT05T	Branch Tee union BSP 60° Bulkhead.....	141
R1A05ML05T	Run Tee union BSP 60° Bulkhead.....	141

// BSPP-BSPT

R1A05M106N	Straight connector - BSP 60° Male - BSPP cylindric Male with O-Ring and retaining ring.....	142
R1A05M406N	45° adjustable elbow connector - BSP 60° Male - BSPP cylindric Male with O-Ring and retaining ring.....	143
R1A05M906N	90° adjustable elbow connector - BSP 60° Male - BSPP cylindric Male with O-Ring and retaining ring.....	143
R1A05MT06N	Branch Tee adjustable elbow connector - BSP 60° Male - BSPP cylindric Male with O-Ring and retaining ring.....	144
R1A05ML06N	Run Tee adjustable elbow connector - BSP 60° Male - BSPP cylindric Male with O-Ring and retaining ring.....	144
R1A05M107M	Straight connector - BSP 60° Male - BSPT Male.....	145

// METRIC

R1A05M152Q	Straight connector - BSP 60° Male - Metric Male.....	146
------------	--	-----

// NPTF

R1A05M128M	Straight connector - BSP 60° Male - NPT Male.....	147
------------	---	-----

// FLANGES

R1A05M133W	Straight flange SAE J518 code 61 - BSP - Low pressure.....	148
R1A05M136W	Straight flange SAE J518 code 62 - BSP - High pressure.....	148
R1A05M933W	90° flange SAE J518 code 61 - BSP - Low pressure.....	149
R1A05M936W	90° flange SAE J518 code 62 - BSP - High pressure.....	149
R1A05M9334	90° adjustable flange SAE J518 code 61 - BSP - Low pressure.....	150
R1A05M9364	90° adjustable flange SAE J518 code 62 - BSP - High pressure.....	150

// PLUG

R1A0531000	Cap BSP 60° Female.....	151
R1A05M1000	Plug BSP 60° Male.....	151

// JIC 37° ADAPTERS**// MALE UNION**

R1A25M125M	Straight union JIC Male.....	153
R1A25M925M	90° union JIC Male.....	153
R1A25MT25M	Branch Tee union JIC Male.....	154
R1A25MX25M	Cross union JIC Male.....	154

// MALE/FEMALE UNION

R1A253125M	Straight reducing JIC Female - Male.....	155
R1A25M4251	45° union JIC Male - Female.....	155
R1A25M9251	90° union JIC Male - Female.....	156
R1A25MT251	Branch Tee union JIC Male - Female.....	156
R1A25ML251	Run Tee union JIC Male - Female.....	157

// BULKHEAD

R1A25M125T	Straight union JIC Bulkhead.....	158
R1A25M425T	45° union JIC Bulkhead.....	158
R1A25M925T	90° union JIC Bulkhead.....	159
R1A25MT25T	Branch Tee union JIC Bulkhead.....	159
R1A25ML25T	Run Tee union JIC Bulkhead.....	160

// BSPP-BSPT

R1A25M105M	Straight connector - JIC Male - BSP 60° Male.....	161
R1A25M106I	Straight connector - JIC Male - BSPP cylindric Male with elastomer.....	162
R1A25M106H	Long connector - JIC Male - BSPP cylindric Male with elastomer.....	163
R1A25M406N	45° adjustable elbow connector - JIC Male - BSPP cylindric Male with O-Ring and retaining ring.....	164
R1A25M906N	90° adjustable elbow connector - JIC Male - BSPP cylindric Male with O-Ring and retaining ring.....	165
R1A25M906Y	90° adjustable long elbow connector - JIC Male - BSPP cylindric Male with O-Ring and retaining ring.....	166
R1A25MT06N	Branch Tee adjustable elbow connector - JIC Male - BSPP cylindric Male with O-Ring and retaining ring.....	167
R1A25ML06N	Run Tee adjustable elbow connector - JIC Male - BSPP cylindric Male with O-Ring and retaining ring.....	168
R1A25M107M	Straight connector - JIC Male - BSPT Male.....	169
R1A25M907M	90° elbow connector - JIC Male - BSPT Male.....	170

// METRIC

R1A2511525	Straight connector - JIC Female - Metric Male with O-Ring.....	171
R1A25M1525	Straight connector - JIC Male - Metric Male with O-Ring.....	171
R1A25M152I	Straight connector - JIC Male - Metric Male with elastomer.....	172
R1A25M152H	Long connector - JIC Male - Metric Male with elastomer.....	172
R1A25M952Q	90° adjustable elbow connector - JIC Male - Metric Male with O-Ring and retaining ring.....	173
R1A25M952Y	90° adjustable long elbow connector - JIC Male - Metric Male with O-Ring and retaining ring.....	173
R1A25MT52Q	Branch Tee adjustable elbow connector - JIC Male - Metric Male with O-Ring and retaining ring.....	174
R1A25ML52Q	Run Tee adjustable elbow connector - JIC Male - Metric Male with O-Ring and retaining ring.....	174

// SAE UNF

R1A25M1305	Straight connector - JIC Male - SAE UNF/UN Male with O-Ring.....	175
R1A25M130J	Long connector - JIC Male - SAE UNF/UN Male with O-Ring.....	176
R1A2511305	Straight connector - JIC Female - SAE UNF/UN Male with O-Ring.....	176
R1A25M4305	45° adjustable elbow connector - JIC Male - SAE UNF/UN Male with O-Ring.....	177
R1A25M9305	90° adjustable elbow connector - JIC Male - SAE UNF/UN Male with O-Ring.....	178
R1A25M930J	90° adjustable long elbow connector - JIC Male - SAE UNF/UN Male with O-Ring.....	179
R1A25MT305	Branch Tee adjustable elbow connector - JIC Male - SAE UNF/UN Male with O-Ring.....	180
R1A25ML305	Run Tee adjustable elbow connector - JIC Male - SAE UNF/UN Male with O-Ring.....	181

// NPTF

R1A25M128M	Straight connector - JIC - NPTF Male.....	182
R1A251128M	Straight connector - JIC Female - NPTF Male.....	183
R1A25M428M	45° elbow connector - JIC - NPTF Male.....	183
R1A25M928M	90° elbow connector - JIC - NPTF Male.....	184

// FLANGES

R1A25M133W	Straight flange SAE J518 code 61 - JIC - Low pressure.....	185
R1A25M136W	Straight flange SAE J518 code 62 - JIC - High pressure.....	185
R1A25M933W	90° flange SAE J518 code 61 - JIC - Low pressure.....	186
R1A25M936W	90° flange SAE J518 code 62 - JIC - High pressure.....	186
R1A25M9334	90° adjustable split flange SAE J518 code 61 - JIC - Low pressure.....	187
R1A25M9364	90° adjustable split flange SAE J518 code 62 - JIC - High pressure.....	187

// ACCESSORIES

RXA25D0000	Nut JIC.....	188
R1A25R0000	Sleeve JIC.....	188

// PLUG

R1A2531000	Cap JIC Female.....	189
R1A25M1000	Plug JIC Male.....	189

// ORFS ADAPTERS**// MALE UNION**

R1A2451245	Straight union ORFS Male.....	191
R1A2459245	90° union ORFS Male.....	191
R1A245T245	Branch Tee union ORFS Male.....	192
R1A245X245	Cross union ORFS Male.....	192

// MALE/FEMALE UNION

R1A2431245	Straight union ORFS Female - Male.....	193
R1A2454241	45° union ORFS Male - Female.....	193
R1A2459241	90° union ORFS Male - Female.....	194
R1A245T241	Branch Tee union ORFS Male - Female.....	194
R1A245L241	Run Tee union ORFS Male - Female.....	195

// BULKHEAD

R1A245124T	Straight union ORFS Bulkhead.....	196
R1A245424T	45° union ORFS Bulkhead.....	196
R1A245924T	90° union ORFS Bulkhead.....	197
R1A245T24T	Branch Tee union ORFS Bulkhead.....	197
R1A245L24T	Run Tee union ORFS Bulkhead.....	198

// BSPP-BSPT

R1A241106I	Straight connector - ORFS Female - BSPP Male with elastomer.....	199
R1A245106I	Straight connector - ORFS Male - BSPP cylindrical Male with elastomer.....	200
R1A245406N	45° adjustable elbow connector - ORFS Male - BSPP cylindrical Male with O-Ring and retaining ring.....	200
R1A245906N	90° adjustable elbow connector - ORFS Male - BSPP cylindrical Male with O-Ring and retaining ring.....	201
R1A245906Y	90° adjustable long elbow connector - ORFS Male - BSPP cylindrical Male with O-Ring and retaining ring.....	201
R1A245T06N	Branch Tee adjustable elbow connector - ORFS Male - BSPP cylindrical Male with O-Ring and retaining ring.....	202
R1A245L06N	Run Tee adjustable elbow connector - ORFS Male - BSPP cylindrical Male with O-Ring and retaining ring.....	202

// METRIC

R1A2451525	Straight connector - ORFS Male - Metric Male with O-Ring.....	203
R1A245152I	Straight connector - ORFS Male - Metric Male with elastomer.....	204
R1A245452Q	45° adjustable elbow connector - ORFS Male - Metric Male with O-Ring and retaining ring.....	204
R1A245952Q	90° adjustable elbow connector - ORFS Male - Metric Male with O-Ring and retaining ring.....	205
R1A245952Y	90° adjustable long elbow connector - ORFS Male - Metric Male with O-Ring and retaining ring.....	205
R1A245T52Q	Branch Tee adjustable elbow connector - ORFS Male - Metric Male with O-Ring and retaining ring.....	206
R1A245L52Q	Run Tee adjustable elbow connector - ORFS Male - Metric Male with O-Ring and retaining ring.....	206

// SAE UNF

R1A2451305	Straight connector - ORFS Male - SAE UNF/UN Male with O-Ring.....	207
R1A245130J	Long connector - ORFS Male - SAE UNF/UN Male with O-Ring.....	207
R1A2411305	Straight connector - ORFS Female - SAE UNF/UN Male with O-Ring.....	208
R1A2454305	45° adjustable elbow connector - ORFS Male - SAE UNF/UN Male with O-Ring.....	208
R1A2459305	90° adjustable elbow connector - ORFS Male - SAE UNF/UN Male with O-Ring.....	209
R1A245930J	90° adjustable long elbow connector - ORFS Male - SAE UNF/UN Male with O-Ring.....	209
R1A245T305	Branch Tee adjustable elbow connector - ORFS Male - SAE UNF/UN Male with O-Ring.....	210
R1A245L305	Run Tee adjustable elbow connector - ORFS Male - SAE UNF/UN Male with O-Ring.....	210

// FLANGES

R1A245133W	Straight flange SAE J518 code 61 - ORFS Male - Low pressure.....	211
R1A245136W	Straight flange SAE J518 code 62 - ORFS Male - High pressure.....	211
R1A245933W	90° flange SAE J518 code 61 - ORFS Male - Low pressure.....	212
R1A245936W	90° flange SAE J518 code 62 - ORFS Male - High pressure.....	212

R1A2459334	90° adjustable flange SAE J518 code 61 - ORFS Male - Low pressure.....	213
R1A2459364	90° adjustable flange SAE J518 code 62 - ORFS Male - High pressure.....	213

// ACCESSORIES

HX0D2403	Nut ORFS.....	214
----------	---------------	-----

// PLUG

R1A2431000	Cap ORFS Female.....	215
R1A2451000	Plug ORFS Male.....	215

// DIN 24° ADAPTERS**// GE-R-ED**

V1A11M106I	Straight connector - DIN 24° Male - BSPP cylindric Male with elastomer - Light Series - GE-R-ED.....	218
V1A12M106I	Straight connector - DIN 24° Male - BSPP cylindric Male with elastomer - Heavy Series - GE-R-ED.....	219

// GE-R

V1A11M106M	Straight connector - DIN 24° Male - BSPP cylindric flat Male - Light Series - GE-R.....	220
V1A12M106M	Straight connector - DIN 24° Male - BSPP cylindric flat Male - Heavy Series - GE-R.....	221

// GE-R 60°

V1A11M105M	Straight connector - DIN 24° Male - BSPP cylindric Male 60° - Light Series - GE-R.....	222
V1A12M105M	Straight connector - DIN 24° Male - BSPP cylindric Male 60° - Heavy Series - GE-R.....	222

// GE-KR

V1A32M107M	Straight connector - DIN 24° Male - BSPT cylindric flat Male - Extra Light Series - GE-RK.....	223
V1A11M107M	Straight connector - DIN 24° Male - BSPT cylindric flat Male - Light Series - GE-RK.....	223
V1A12M107M	Straight connector - DIN 24° Male - BSPT cylindric flat Male - Heavy Series - GE-RK.....	224

// GE-NPT

V1A32M128M	Straight connector - DIN 24° Male - NPTF Male - Extra Light Series - GE-NPT.....	225
V1A11M128M	Straight connector - DIN 24° Male - NPTF Male - Light Series - GE-NPT.....	225
V1A12M128M	Straight connector - DIN 24° Male - NPTF Male - Heavy Series - GE-NPT.....	226

// GE-M-ED

V1A11M152I	Straight connector - DIN 24° Male - Metric cylindric Male with elastomer - Light Series - GE-M-ED.....	227
V1A12M152I	Straight connector - DIN 24° Male - Metric cylindric Male with elastomer - Heavy Series - GE-M-ED.....	228

// GE-M-OR

V1A11M152S	Straight connector - DIN 24° Male Metric cylindric Male with O-ring - Light Series - GE-M-OR.....	229
------------	---	-----

// GE-M

V1A11M150M	Straight connector - DIN 24° Male - Metric cylindric Male - Light Series - GE-M.....	230
V1A12M150M	Straight connector - DIN 24° Male - Metric cylindric Male - Heavy Series - GE-M.....	230

// GE-MK

V1A32M162M	Straight connector - DIN 24° Male - Metric conic Male - Extra Light Series - GE-MK.....	231
V1A11M162M	Straight connector - DIN 24° Male - Metric conic Male - Light Series - GE-MK.....	231

// GE-UNF

V1A11M130S	Straight connector - DIN 24° Male - SAE UNF/UN Male with O-Ring - Light Series - GE-UNF.....	232
V1A12M130S	Straight connector - DIN 24° Male - SAE UNF/UN Male with O-Ring - Heavy Series - GE-UNF.....	232

// WE-RK

V1A32M907M	90° connector - DIN 24° Male - BSPT Male - Extra Light Series - WE-RK.....	233
V1A11M907M	90° connector - DIN 24° Male - BSPT Male - Light Series - WE-RK.....	233
V1A12M907M	90° connector - DIN 24° Male - BSPT Male - Heavy Series - WE-RK.....	234

// WE-NPT

V1A32M928M	90° connector - DIN 24° Male - NPTF Male - Extra Light Series - WE-NPT.....	235
V1A11M928M	90° connector - DIN 24° Male - NPTF Male - Light Series - WE-NPT.....	235

// WE-MK

V1A32M962M	90° elbow connector - DIN 24° Male - Metric conic Male - Extra Light Series - WE-MK.....	236
V1A11M962M	90° elbow connector - DIN 24° Male - Metric conic Male - Light Series - WE-MK.....	236

// TE-RK

V1A32MT07M	Branch Tee connector - DIN 24° Male - BSPT Male - Extra Light Series - TE-RK.....	237
V1A11MT07M	Branch Tee connector - DIN 24° Male - BSPT Male - Light Series - TE-RK.....	237
V1A12MT07M	Branch Tee connector - DIN 24° Male - BSPT Male - Heavy Series - TE-RK.....	237

// TE-MK

V1A12MT62M	Branch Tee connector - DIN 24° Male - Metric conic Male - Extra Light Series - TE-MK.....	238
------------	---	-----

// LE-RK

V1A11ML07M Run Tee connector - DIN 24° Male - BSPT Male - Light Series - LE-RK 239

// G-GR

V1A32M132M Straight union DIN 24° Male - Extra Light Series - G 240

V1A11M111M Straight union DIN 24° Male - Light Series - G & GR 240

V1A12M112M Straight union DIN 24° Male - Heavy Series - GR 241

// W - 90°

V1A32M932M 90° union DIN 24° Male - Extra Light Series - W 242

V1A11M911M 90° union DIN 24° Male - Light Series - W 242

V1A12M912M 90° union DIN 24° Male - Heavy Series - W 243

// T - BRANCH TEE

V1A32MT32M Branch Tee union DIN 24° Male - Extra Light Series - T 244

V1A11MT11M Branch Tee union DIN 24° Male - Light Series - T 244

V1A12MT12M Branch Tee union DIN 24° Male - Heavy Series - T 245

// K - CROSS

V1A11MX11M Cross union DIN 24° Male - Light Series - K 246

V1A12MX12M Cross union DIN 24° Male - Heavy Series - K 246

// WSV

V1A11T911M 90° union DIN 24° Bulkhead - Light Series - WSV 247

V1A12T912M 90° union DIN 24° Bulkhead - Heavy Series - WSV 247

// DKO/DKO

V1A1521152 Straight union DIN 24° Female - Light Series - DKO/DKO 248

V1A1621162 Straight union DIN 24° Female - Heavy Series - DKO/DKO 248

// EVW-DKO

V1A11M9152 90° adjustable elbow connector - DIN 24° Male - Female with O-Ring - Light series - EVW/DKO 249

// EVW

V1A11M4152 45° adjustable elbow connector - DIN 24° Male - Female with O-Ring - Light Series - EV/DKO 250

V1A12M4162 45° adjustable elbow connector - DIN 24° Male - Female with O-Ring - Heavy Series - EV/DKO 250

// EVT-DKO

V1A11MT152 Branch Tee adjustable elbow connector - DIN 24° Male - Female with O-Ring - Light Series - EVT/DKO 251

V1A12MT162 Branch Tee adjustable elbow connector - DIN 24° Male - Female with O-Ring - Heavy Series - EVT/DKO 251

// ELV-DKO

V1A11ML152 Run Tee adjustable elbow connector - DIN 24° Male - Female with O-Ring - Light Series - EVL/DKO 252

V1A12ML162 Run Tee adjustable elbow connector - DIN 24° Male - Female with O-Ring - Heavy Series - EVL/DKO 252

// EVGE-R-ED-DKO

V1A152106I Straight connector - DIN 24° Female with O-Ring - BSPP cylindric Male with elastomer - Light Series - EVGE-R-ED/DKO 253

V1A162106I Straight connector - DIN 24° Female with O-Ring - BSPP cylindric Male with elastomer - Heavy Series - EVGE-R-ED/DKO 253

// KOR-DKO

V1A11M1152 Reducers DIN 24° with O-Ring - Light Series - KOR/DKO 254

V1A11M1162 Reducers DIN 24° with O-Ring - Light Series - Heavy Series - KOR/DKO 255

V1A12M1162 Reducers DIN 24° with O-Ring - Heavy Series - KOR/DKO 255

// WEE-R

V1A11M906N 90° adjustable elbow connector - DIN 24° Male - BSPP cylindric Male with O-Ring and retaining ring - Light Series - WEE-R 256

V1A12M906N 90° adjustable elbow connector - DIN 24° Male - BSPP cylindric Male with O-Ring and retaining ring - Heavy Series - WEE-R 256

// AS

V1A11M100S Butt Weld straight coupling DIN 24° - Light Series - AS 257

V1A12M100S Butt Weld straight coupling DIN 24° - Heavy Series - AS 257

// ESV

V1A11M111S Butt Weld long straight coupling DIN 24° - Light Series - ESV 258

V1A12M112S Butt Weld long straight coupling DIN 24° - Heavy Series - ESV 258

// SV

V1A11T111M Straight union DIN 24° Bulkhead - Light Series - SV 259

// SKO

V1A16F100S Welding Plug with O-Ring DIN 24° - Heavy Series - SKO 260

// GAI-R

V1A11M106F Straight connector - DIN 24° Male - BSPP cylindric Female - Light Series - GAI-R 261

V1A12M106F Straight connector - DIN 24° Male - BSPP cylindric Female - Heavy Series - GAI-R 261

// GAI-M

V1A11M150F	Straight connector - DIN 24° Male - Metric Female - Light Series - GAI-M.....	262
V1A12M150F	Straight connector - DIN 24° Male - Metric Female - Heavy Series - GAI-M.....	262

// MAV-R

V1A11M106C	Gauge Coupling - DIN 24° Male - Light Series - MAV-R.....	263
V1A12M106C	Gauge Coupling - DIN 24° Male - Heavy Series - MAV-R.....	263

// MAVE-R

V1A152106C	Gauge Coupling - DIN 24° Female with O-Ring - Light Series - MAVE-R.....	264
V1A162106C	Gauge Coupling - DIN 24° Female with O-Ring - Heavy Series - MAVE-R.....	264

// RI-ED

V1A06F106I	Straight connector - BSPP Female - Male with elastomer - RI-ED.....	265
------------	---	-----

// RI

V1A06F106M	Straight connector - BSPP Female - Male - RI.....	266
------------	---	-----

// VSTI-R-ED

V1A06I000Z	Blanking Screw - BSPP Male with elastomer - VSTI-R-ED.....	267
------------	--	-----

// VSTI-M

V1A50I0000	Socket head plug Metric cylindric with elastomer - VSTI-M.....	268
------------	--	-----

// PL-DKO

V1A15F0000	Plug with O-Ring 24° DIN 2353 - Light Series - PL/DKO.....	269
V1A16F0000	Plug with O-Ring 24° DIN 2353 - Heavy Series - PL/DKO.....	269

// PL

V1A11M000Z	Blanking Plug DIN 24° - Light Series.....	270
V1A12M000Z	Blanking Plug DIN 24° - Heavy Series.....	270

// ROV

V1A11M0000	Tube blanking screw DIN 24° - Light Series - ROV.....	271
V1A12M0000	Tube blanking screw DIN 24° - Heavy Series - ROV.....	271

// D2S

V1A32R0000	Double cutting ring DIN 24° - Extra Light Series - D2S.....	272
V1A11R0000	Double cutting ring DIN 24° - Light Series - D2S.....	272
V1A12R0000	Double cutting ring DIN 24° - Heavy Series - D2S.....	273

// ES4

V1A11R000B	Double cutting ring with tight sealing DIN 24° - Light Series - ES4.....	274
V1A12R000B	Double cutting ring with tight sealing DIN 24° - Heavy Series - ES4.....	274

// M - NUT

VXA32D0000	Nut DIN 24° - Extra Light Series.....	275
VXA11D0000	Nut DIN 24° - Light Series.....	275
VXA12D0000	Nut DIN 24° - Heavy Series.....	276

// M SQR

VXA11D000V	Nut DIN 24° with clamping ring and seal - Light Series - VOSSForm.....	277
VXA12D000V	Nut DIN 24° with clamping ring and seal - Heavy Series - VOSSForm.....	277

// M BV10

VXA11D00BV	Nut DIN 24° - Light Series - BV10.....	278
VXA12D00BV	Nut DIN 24° - Heavy Series - BV10.....	278

// BV10 RING

V1A11R000Z	Clamping Ring DIN 24° - Light Series - BV10.....	279
V1A12R000Z	Clamping Ring DIN 24° - Light Series - BV10.....	279

// BV10 CONE

V1ABV10CZK	ZAKO Flare Coupling with O-ring - Push In.....	280
------------	--	-----

// SWVE-R-ED

V1A11ME03I	Banjo adjustable - DIN 24° - BSPP Male with soft seal - Light Series - SWVE-R-ED.....	281
V1A12ME03I	Banjo adjustable - DIN 24° - BSPP Male with soft seal - Heavy Series - SWVE-R-ED.....	281

// SWVE-R

V1A32ME06M	Banjo adjustable - DIN 24° - BSPP Male with metal sealing-edge ring - Extra Light Series - SWVE-R.....	282
V1A11ME06M	Banjo adjustable - DIN 24° - BSPP Male with metal sealing-edge ring - Light Series - SWVE-R.....	282
V1A12ME06M	Banjo adjustable - DIN 24° - BSPP Male with metal sealing-edge ring - Heavy Series - SWVE-R.....	282
V1A11ME035	Banjo adjustable - DIN 24° - BSPP Male with sealing-edge ring - Light Series - SWVE-R.....	283
V1A12ME035	Banjo adjustable - DIN 24° - BSPP Male with sealing-edge ring - Heavy Series - SWVE-R.....	283

// SWVE-M

V1A11ME50M	Banjo adjustable - DIN 24° - Metric Male with metal sealing-edge ring - Light Series - SWVE-M	284
V1A12ME50M	Banjo adjustable - DIN 24° - Metric Male with metal sealing-edge ring - Heavy Series - SWVE-M	284

// SWVE-M-ED

V1A11ME50I	Banjo adjustable - DIN 24° - Metric Male with soft seal - Light Series - SWVE-M-ED	285
------------	--	-----

// DSVW-M

V1A11ME505	Banjo adjustable - DIN 24° - Metric Male with sealing-edge ring - Light Series - DSVW-M	286
V1A12ME505	Banjo adjustable - DIN 24° - Metric Male with sealing-edge ring - Heavy Series - DSVW-M	286

// PRESSURE WASH ADAPTERS**// PRESSURE WASH**

PWA50M	Pressure Wash Straight union - Metric Male	288
PWA50M06M	Pressure Wash Straight Connector - Metric Male - BSPP Male	288
PWA06M50F	Pressure Wash Straight Connector - BSPP Male - Metric Swivel Female	288
PWA06F50F	Pressure Wash Straight Connector - BSPP Female - Metric Swivel Female	289

// HYDRAULIC QUICK COUPLINGS**// SVK ISO A**

STANDARD ISO 7241 A - POPPET SVK-ISO-A	Female coupling - Female thread	291
STANDARD ISO 7241 A - POPPET SVK-ISO-A	Male coupling - Female thread	292

// SVK ISO B

STANDARD ISO 7241 B - POPPET SVK-ISO-B	Female coupling - Female thread	293
STANDARD ISO 7241 B - POPPET SVK-ISO-B	Male coupling - Female thread	293

// TEMA

LOCKABLE TYPE - POPPET T-SERIES	Tema T-Series without pressure eliminator	294
LOCKABLE TYPE PRESSURE ELIMINATION SYSTEM - T-SERIES	Tema T-Series with pressure elimination	295
LOCKABLE TYPE PRESSURE ELIMINATION SYSTEM - POPPET T-SERIES	Tema T-Series with pressure elimination	295

// PUSH PULL

STANDARD ISO 7241 A PUSH PULL - POPPET SVK-1H-ISO-A	Female coupling - Female thread	296
STANDARD ISO 5675 - POPPET SRK-1H	Female coupling - Male thread	296
STANDARD ISO 5675 - POPPET SRK-1H	Female coupling - Female thread	297

// FLAT FACE

STANDARD ISO 16028 - FLAT FACE FPK	Female coupling - Female thread	298
STANDARD ISO 16028 - FLAT FACE FPK	Male coupling - Female thread	299

// BRAKE

STANDARD ISO 5676 - BRAKE VALVE BK	Female coupling - Female thread	300
STANDARD ISO 5676 - BRAKE COUPLING BK	Male coupling - Male thread	300
STANDARD ISO 5676 - BRAKE COUPLING BK	Male coupling - Metric 24° light/heavy series bulkhead	301

// DIAGNOSTIC

STANDARD ISO 15171-1 - DIAGNOSTIC DK	Female coupling - Female thread	302
STANDARD ISO 15171-1 - DIAGNOSTIC DK	Male coupling - Female thread	302

// SCREW TYPE

SCREW COUPLING - POPPET HDK	Female coupling (fixed part) - Female thread	303
SCREW COUPLING - POPPET HDK	Male coupling (loose part) - Female thread	303
SCREW COUPLING - FLAT FACE RK	Female coupling (fixed part with hexagon nut) - Metric 24° light/heavy series	304
SCREW COUPLING - FLAT FACE RK	Male coupling (loose part) - Metric 24° light/heavy series	305
SCREW COUPLING - FLAT FACE RK	Female coupling (fixed part with hexagon nut) - Female thread	305
SCREW COUPLING - FLAT FACE RK	Male coupling (loose part) - Female thread	306

// MULTI COUPLING

MULTI-K 2x3/8" and MULTI-K 2x1/2"	Mobile male - Female thread	307
MULTI-K 2x3/8" and MULTI-K 2x1/2"	Fixed female - Female thread	308
MULTI-K 4x3/8"Q and MULTI-K 4x1/2"Q - 250 BAR	309	
MULTI-K 4x3/8"Q and MULTI-K 4x1/2"Q - 250 BAR	Fixed female - Female thread	310
MULTI-K 4x3/8"Q and MULTI-K 4x1/2"Q - 350 BAR	Mobile male - Female thread	311
MULTI-K 4x3/8"Q and MULTI-K 4x1/2"Q - 350 BAR	Fixed female - Female thread	312
MULTI-K 4x3/8" and MULTI-K 4x1/2"	Mobile male - Female thread	313
MULTI-K 4x3/8" and MULTI-K 4x1/2"	Fixed female - Female thread	314
MULTI-K CPR 4x3/8" AND MULTI-K CPR 4x1/2"	Mobile male connectable under pressure - Female thread	315
MULTI-K 3x3/8" and MULTI-K 2x1/2"	Mobile male - Female thread	315

MULTI-K 3x3/8" and MULTI-K 2x1/2"	Fixed female - Female thread	316
MULTI-K 6x3/8" and MULTI-K 6x1/2"	Mobile male - Female thread	317
MULTI-K 6x3/8" and MULTI-K 6x1/2"	Fixed female - Female thread	318

// SVK ISO B - CAP & PLUG

STANDARD ISO 7241 B - POPPET SVK-ISO-B	Dust plug for female coupling	319
STANDARD ISO 7241 B - POPPET SVK-ISO-B	Dust cap for male coupling	319

// FLAT FACE - CAP

STANDARD ISO 16028 - FLAT FACE FPK	Dust cap for female coupling	320
STANDARD ISO 16028 - FLAT FACE FPK	Dust cap for male coupling	320

// SCREW TYPE - SOCKET & PROTECTION

SCREW COUPLING - POPPET HDK	Dust cap for female coupling (fixed part)	321
SCREW COUPLING - POPPET HDK	Dust plug for male coupling (loose part)	321
SCREW COUPLING - FLAT FACE RK	Dust protection D	321
SCREW COUPLING - FLAT FACE RK	Blind socket E	322

// CLAMPS**// LIGHT SERIES DIN 3015 PART 1**

RPYCHA	Clamp - Smooth - Light Series - Polypropylene - Green	324
RPYCHA_A	Clamp - Smooth - Light Series - Polypropylene - Black	325
RRYCBA	Clamp - Profiled - Light Series - Polyamide, Black	325
RGYCBA	Clamp - Profiled - Light Series - Rubber, Black	326
R5YCBA	Clamp - Smooth - Light Series - Aluminium	326
R1YCIA	Weldplate - Light Series - Phosphated Steel	327
R3YCIA	Weldplate - Light Series - Stainless Steel 316	327
R1YCIA-L	Weldplate Wide - Light Series - Phosphated Steel	327
R1YCIA	Weldplate - Light Series - Phosphated Steel	328
R3YCHA-DB	Weldplate - Multi - Light Series - Phosphated Steel	328
R1YCSA	Top Plate - Light Series - Cr-VI-free	328
R3YCSA	Top Plate - Light Series - Stainless Steel 316	329
R3YCV A	Hexagon Bolt - Light Series - Stainless Steel 316	329
R1YCEA	Rail Nut - Cr-VI-free	329
R1YCV A-TW	Hexagon Bolt - Twin Series - Cr-VI-free	330
R1YCV A-C	Unbraco Bolt - Light Series - Cr-VI-free	330
R3YCV A-C	Unbraco Bolt - Light Series - Stainless Steel 316	330
R1YCRA	Rail Mount - Cr-VI-free	331
R1YCEA	Rail Nut - Cr-VI-free	331
R3YCEA	Rail Nut - Stainless Steel 316	331
R3YCRA	Rail Mount - Stainless Steel 316	331
R3YCV A-H	Construction Bolt - Light Series - Stainless Steel 316	332

// HEAVY SERIES DIN 3015 PART 2

RPYCBB	Clamp - Profiled - Heavy Series - Polypropylene, Green	333
R5YCBB	Clamp - Smooth - Heavy Series - Aluminium	334
R1YCI B	Weldplate - Heavy Series - Phosphated Steel	334
R3YCI B	Weldplate - Heavy Series - Stainless Steel 316	335
R1YCSB	Top Plate - Heavy Series - Cr-VI-free	335
R3YCSB	Top Plate - Heavy Series - Stainless Steel 316	335
R1YCID	Locking Plate - Heavy Series - Cr-VI-free	336
R1YCV B	Hexagon Bolt - Heavy Series - Cr-VI-free	336
R3YCV B	Hexagon Bolt - Heavy Series - Stainless Steel 316	336
R1YCV B-H	Construction Bolt - Heavy Series - Cr-VI-free	337
R3YCV B-H	Construction Bolt - Heavy Series - Stainless Steel 316	337

// TWIN SERIES B DIN 3015 PART 3

RPYCGA	Twin Clamp - Smooth - Light Series - Polypropylene	338
R1YCHA	Weldplate - Twin Series - Phosphated Steel	339
R1YCTA	Top Plate - Twin Series - Cr-VI-free	339
R1YCV A-TW	Hexagon Bolt - Twin Series - Cr-VI-free	339
R3YCV A-TW	Hexagon Bolt - Twin Series - Stainless Steel 316	340

// PIPES**// CARBON STEEL**

ROB810	Seamless Carbon Steel Raw - E235	342
ROB710	Seamless Carbon Steel Raw - E355	344
R1B810	Seamless Carbon Steel Plated - E235	344
R1B710	Seamless Carbon Steel Plated - E355	346

// STAINLESS STEEL

R3BS10	Seamless Stainless Steel AISI 316L - EN 10216-5.....	347
R3BT10	Seamless Stainless Steel - AISI 316 TI - EN 10216-5.....	347

// ACCESSORIES**// SAFE-WRAP**

RTY1GOP_VC	Black Textile Sleeve with Velcro®.....	349
------------	--	-----

// WIPCHECK

R1YCCD1	Retention System for DIN 24° Adapter - Complete Whip Chain.....	350
R1YCCF1	Retention System for SAE 3K-6K Flanges - Complete Whip Chain.....	350
R1YCCJ1	Retention System for JIC 37° Adapter - Complete Whip Chain.....	351
R1YCCCH1	Retention System - Bolt Clamp.....	351
R1YCCV1	Retention System - Plate for Various systems.....	352

// PLASTIC

RJS1AG0	Black Plastic Protective Flat Coil Sleeve.....	353
RJS1KG0	Yellow Plastic Protective Flat Coil Sleeve.....	354
RJS1HG0	Red Plastic Protective Flat Coil Sleeve.....	354

// TEXTILE

RTY0G0A	Black Textile Sleeve.....	355
---------	---------------------------	-----

// HIGH TEMPERATURE & FIRE PROTECTION

RLYGAS0_ST	Fire Protection Sleeve - Industrial Grade.....	356
RLYGAS0	Fire Protection Sleeve - UL 1441 and VW1 Flame Test Certified.....	357
ROY0T00	Red Smooth Silicone Tape - High Temperature.....	357

// PRESSURE WASH

RGYGM0	Bend Restrictor - Smooth.....	358
Rgygm1	Bend Restrictor - Corrugated.....	358

// NON-RETURN VALVES

NON RETURN VALVE - RV	Female thread.....	359
NON RETURN VALVE - RV	Male thread.....	360
Non-return valves RHD	Male thread 1,0 BAR.....	360
Non-return valves RHV-R	Male thread 1,0 bar.....	361
Non-return valves RHZ-R	Male thread 1,0 BAR.....	362

// BALL VALVES 2-WAY

2W-BKH-BMK	Series BKH-MKH DIN-ISO 1219 - BSP Female.....	363
------------	---	-----

// BALL VALVES 3-WAY

3W-VBK3	Series BK3 - DIN 2429 - BSP Female.....	364
---------	---	-----

// SWIVEL CONNECTOR

SWCDH-BSP	SWIVEL CONNECTOR BSP - Solid Female - Solid Male.....	365
SWCDT-BSP	SWIVEL CONNECTOR BSP - Swivel Female - Solid Female.....	365

// LOWER MOUNT

R2YM63R	Stainless Steel 304 Glycerine Gauge DN63 - Lower Mount.....	366
R2YM10R	Stainless Steel 304 Glycerine Gauge DN100 - Lower Mount.....	366

// BACK MOUNT

R2YM63A	Stainless Steel 304 Glycerine Gauge DN63 - Back Mount.....	367
R2YM10A	Stainless Steel 304 Glycerine Gauge DN100 - Back Mount.....	367

// ACCESSORY

RGYMA00_BR	Gauge Bracket.....	368
------------	--------------------	-----

// THREADED FLANGES

R0A33W106F	3000 psi Flange - BSPP Female - AVP.....	369
R0A36W106F	6000 psi Flange - BSPP Female - AVP.....	369

// THREADED COUNTER FLANGES

R0A63W106F	3000 psi Counter Flange - BSPP Female - AVP.....	370
R1A87W106F	6000 psi Counter Flange - BSPP Female - Zinc Plated.....	370

// BUTT WELD CONTROL FLANGE

R1A33W100S	Butt Weld Counter Flange 3000 psi.....	371
------------	--	-----

// O-RING

HnOJ0900F	O-Ring for 3K-6K Flange - NBR - 90SH.....	372
HNOJ0800	O-Ring for 3K-6K Flange - NBR - 90SH.....	372
HNOJ0900B	O-Ring for BSP Adapters - NBR - 90SH.....	373
HnOJ09000	O-Ring for ORFS Adapters - NBR - 90SH.....	373
HNOJ0900D	O-Ring for DKO Adapters - NBR - 90SH.....	374

// PROFILED GASKET

HNOJ0800_G	Profiled Gasket for Threaded Adapters - NBR - 80SH.....	375
------------	---	-----

// BONDED SEAL

R1ADS06000	Self Centering Bonded Seal - BSP - Steel/NBR - 70SH.....	376
R1ADS0600M	Self Centering Bonded Seal - MET - Steel/NBR - 70SH.....	376
R3ADS06000	Self Centering Bonded Seal - BSP - Stainless Steel/NBR - 70SH.....	377

// MACHINES AND TOOLS**// CRIMPING**

CRS-16HP	Portable manual hose crimper with hand pump.....	379
CRS-16AP	Portable pneumatic hose service crimper.....	379
CRS-16HPZ	Manual hydraulic crimping machine for one-off production of hose assemblies (e.g. in repair shops).....	379
CRS-20CS	Electric crimping machine specially designed for service van use. They are battery powered with 12V or 24V crimping head on left as standard.....	380
CRS-20CSZ	Electric crimping machine specially designed for service van use. They are battery powered with 12V or 24V crimping head separate from hydraulic power unit.....	380
CRW-20NMS	Electric crimping machine; strong, fast and reliable for any service crimping need. It turns hydraulics off to conserve energy, and to reduce workplace noise levels whenever the machine is idle.....	380
CRW-32NMS	Electric crimping machine; strong, fast and reliable for any service crimping need. It turns hydraulics off to conserve energy, and to reduce workplace noise levels whenever the machine is idle.....	381
CRW-51MS	Multi-purpose table top crimping machine for hydraulic and industrial hoses.....	381
CRW-20NMSC	Electric crimping Machine: package solution, with die set and tool rack.....	381
CRW-32NMSC	Electric crimping Machine: package solution, with die set and tool rack.....	382
DS-P16	Crimping Machine - Die Set for CRS-16HP, CRS-16HPZ and CRS-16AP.....	382
DS-P20	Crimping Machine Die Set for CRS-20CS and CRS-20CSZ.....	382
DS-P32	Crimping Machine Die Set for CRW-32NMS and CRW-32NMSC.....	383
DS-140	Crimping Machine - Die Set.....	383

// HOSE RACK

HRACK-BDL	Hose Rack for Bundle.....	384
HRACK-ROL	Hose Rack for Rolls.....	384

// CUTTING

CUTS-30CS	Designed for service van use. Manually operated and easy to use, provided with a fume exhaust connection.....	385
CUTW-CM30	Designed for workshop use. Manually operated and easy to use, provided with a fume exhaust connection.....	385
CUTW-TF1EC	Inexpensive and compact cutting machine, ideal for cutting flexible hydraulic hoses up to 1" four spirals.....	385
CUTW-TF1E	Inexpensive and compact cutting machine, ideal for cutting flexible hydraulic hoses up to 1" 1/4 four spirals and up to 1" six spirals.....	386
CUTW-TF2E	Ideal for cutting flexible hydraulic hoses up to 2" four spirals and 1" 1/2 six spirals.....	386

// SKIVING

SKIVE-S	Skiving Machine Service.....	387
SKIVE-MND	Mandrel for external skiving.....	387
SKIVE-W	Skiving Machine Workshop.....	387

// HEAT-SHRINKABLE PROTECTION CAPS

HEAT-CAP	Heat-Shrinkable Protection Caps.....	388
----------	--------------------------------------	-----

// FOAM PROJECTILES

FOAM-P-MD	Foam Projectiles - Medium Density.....	389
FOAM-P-HD	Foam Projectiles - High Density.....	390
FOAM-P-A	Foam Projectiles - Abrasive.....	391
FOAM-P-US	Foam Projectiles - Ultra Scrub.....	392

// LUNCHERS KITS


CLEAN-GUNA	Cleaning Gun Kit - Launcher and 8 nozzles.....	393
CLEAN-GUNB	Cleaning Gun Kit - Launcher, Launcher Stand, 20 Nozzles 1/4" - 2" Air Clean Projectiles.....	393

// BENDING

PIPEBEND-M	Pipe Bending Manual.....	394
------------	--------------------------	-----

// PREASSEMBLY DIN 24

PRE-DINL-M	Pre-assembly DIN 24° Manual - Light Series.....	395
Pre-DinS-M	Pre-assembly DIN 24° Manual - Heavy Series.....	395



HEADQUARTER

Dunlop Hilflex AB

Kistinge Industriområde, Seldonsvägen 2, Box 536

301 80 Halmstad (Sweden)

Tel +46 (0) 104 14 44 00

info@dunlophiflex.se – www.dunlophiflex.se