

# SEMPERIT

## TOP PERFORMANCE UNDER PRESSURE

### SEMPERIT HYDRAULIC AND PRESSURE WASHER HOSES

## SEMPERIT

The Austrian Semperit AG is an international group of companies for highly specialized rubber products. As leading European manufacturer of **hydraulic hoses**, the **Semperflex Hydraulics** segment develops and distributes products from highest quality standards for a wide range of applications since 1872.



## TABLE OF CONTENT

### 1. HYDRAULIC HOSES – GENERAL INFORMATION 4

### 2. HYDRAULIC HOSE TYPE



#### 2.1. ONE WIRE BRAID HYDRAULIC HOSES

- DIN EN 853 1SN / SAE 100 R1AT 9
- DIN EN 857 1SC 10
- SAE 100 R17 11



#### 2.2. TWO WIRE BRAID HYDRAULIC HOSES

- DIN EN 853 2SN / SAE 100 R2AT 12
- DIN EN 857 2SC 13
- SAE 100 R16-S 14



#### 2.3. SPECIALTIES WIRE BRAID HYDRAULIC HOSES

- SEMPERPAC 1SN-K 15
- SEMPERRAIL 1SN-K 16
- SEMPERPAC 2SN-K 17
- SEMPERRAIL 2SN-K 18
- SEMPERSHIELD SSC 19
- DIN EN 853 1SN EHT 20
- 1SN SEMPERCOLD 21
- 2SN SEMPERCOLD 22
- 1SC SEMPERCOLD 23
- 2SC SEMPERCOLD 24
- 2SN-K SEMPERCOLD 25
- 1SC SEMPERFORK 26
- SEMPERPILOT 27
- AGROFLEX 28
- JACKHOSE COMPACT 29
- SUPERPAC SPC 2 30



**2.4. MULTISPIRAL HYDRAULIC HOSES**

- DIN EN 856 4SP 31
- DIN EN 856 4SH 32
- DIN EN 856 / SAE 100 R12 33
- DIN EN 856 / SAE 100 R13 34
- SAE 100 R15 35



**2.5. SPECIALTIES MULTISPIRAL HYDRAULIC HOSES**

- SEMPERRAIL 4SP 36
- FLEXLINE 4000 37
- FLEXLINE 5000 38
- FLEXLINE 6000 39
- FLEXLINE PLUS 40
- SEMPERMAX 41

**3. PRESSURE WASHER HOSES – GENERAL INFORMATION 42**



**4. PRESSURE WASHER HOSE TYPES**

- SEMPERJET 1SN 46
- SEMPERJET 2SN 47
- SEMPERJET 210 48
- SEMPERJET 250 49
- SEMPERJET LONGLIFE 400 50
- SEMPERJET LONGLIFE 500 51
- SEMPERJET ECO 3000 52
- SEMPERJET ECO 4000 53
- SEMPERJET ECO 5000 54
- SEMPERJET ECO 6000 55

**5. HOSE TYPE APPROVAL CERTIFICATES SPECIFICATION OF HOSE LENGTH IN ONE SHIPMENT 56**

**6. GENERAL INFORMATION ON USE 58**



**HYDRAULIC HOSES –  
GENERAL INFORMATION**

## HYDRAULIC HOSES AND WORKING MEDIUM

Our hydraulic hoses are generally suitable for mineral and synthetic oil based hydraulic fluids (HL, HLP, HLPD, HVLP), for oil water emulsions (HFAE, HFAS, HFB), and for water glycol solutions (HFC), as well as for vegetable and mineral oil-based lubricants. In individual cases, there may be restrictions to the use due to manufacturer specific oil additives.

Our hydraulic hoses are not designated for sale to the general public and do not fulfill the conditions for “GS-certification” (voluntary certification related to tested safety). If you or your customers should intend to sell our hydraulic hoses to the general public / or in case you require hydraulic hoses suited for GS-certification please contact a Semperit specialist.

Our hydraulic hoses are not suitable for hydraulic fluids based on chlorinated hydrocarbons or phosphate esters (HFD R/ S/T).

Our hydraulic hoses are suitable for compressed air up to a maximum of 50 bar/ 80°C, with a restricted service life time.

In principle, they are suitable for biodegradable hydraulic fluids (bio oils, HETG, HEPG, HEES), but this may be restricted by manufacturer specific oil additives.

**Caution:** The hose's inner surface (inner liner) must be appropriate for the medium used in the application (oil, water, air), as otherwise the hose can be damaged or destroyed by the working medium or its contents and eventually fail, which can result in (partial or serious) material damage and personal injury.

**For safety reasons, in case of individual questions or uncertainties about the choice, use or proper handling, please contact a Semperit specialist.**

DN	DIN EN 853 1 SN / SAE 100 R1AT	DIN EN 857 1 SC	SAE 100 R 17	DIN EN 853 2 SN / SAE 100 R2AT	DIN EN 857 2 SC	SAE 100 R 16-S	SEMPERPAC 1 SN-K	SEMPERRAIL 1 SN-K	SEMPERPAC 2 SN-K	SEMPERRAIL 2 SN-K	SEMPERSHIELD SSC	DIN EN 853 1 SN EHT	1SN SEMPERCOLD	2SN SEMPERCOLD	1SC SEMPERCOLD	2SC SEMPERCOLD	1SC SEMPERFORK	SEMPERPILOT	AGROFLEX	JACKHOSE COMPACT	SUPERPAC SPC 2
----	--------------------------------	-----------------	--------------	--------------------------------	-----------------	----------------	------------------	-------------------	------------------	-------------------	------------------	---------------------	----------------	----------------	----------------	----------------	----------------	-------------	----------	------------------	----------------

### Working pressure [wp] in bar

mm	inch	dash	[wp]	[wp]	[wp]	[wp]	[wp]	[wp]	[wp]	[wp]	[wp]	[wp]	[wp]	[wp]	[wp]	[wp]	[wp]	[wp]	[wp]	[wp]	[wp]	[wp]	
6	1/4	-4	225	225	210	400	400	400	290	290	450	450	400	225	225	400	225	400		125	210	700	
8	5/16	-5	215	215	210	350	350	350	250	250	420	420	375	215	215	350	215	350		125	210		
10	3/8	6	180	180	210	330	330	330	230	230	385	385	350	180	180	330	180	330	225	125	210	700	
12	1/2	-8	160	160	210	275	275	275	200	200	350	350	300	160	160	275	160	275		125	210		380
16	5/8	-10	130	130	210	250	250	250	150	150	290	290	275	130	130	250	130	250					350
19	3/4	-12	105	105	210	215	215	215	125	125	280	280	235	105	105	215	105	215					
25	1	16	88	88	210	165	165	165	110	110	200	200	185	88	88	165	88	165					230
31	1 1/4	-20	63			125			100		175			63	63	125							
38	1 1/2	-24	50	52		90	100							50									
51	2	-32	40			80	90							40									

### Bend radius [br] in mm

mm	inch	dash	[br]	[br]	[br]	[br]	[br]	[br]	[br]	[br]	[br]	[br]	[br]	[br]	[br]	[br]	[br]	[br]	[br]	[br]	[br]	[br]	
6	1/4	-4	100	75	50	100	75	50	40	40	45	45	75	100	100	100	75	75		30	45	75	
8	5/16	-5	115	85	55	115	85	55	55	55	60	60	85	115	115	115	85	85		40	50		
10	3/8	6	125	90	65	125	90	65	65	65	70	70	90	125	125	125	90	90	90	50	60	90	
12	1/2	-8	180	130	90	180	130	90	80	80	90	90	130	180	180	180	130	130		60	85		130
16	5/8	-10	200	150	100	200	170	100	105	105	130	130	170	200	200	200	150	170					180
19	3/4	-12	240	180	120	240	200	120	120	120	160	160	200	240	240	240	180	200					
25	1	16	300	230	150	300	250	150	160	160	210	210	250	300	300	300	230	250					240
31	1 1/4	-20	420			420			300		300			420	420	420							
38	1 1/2	-24	500	300		500	300							500									
51	2	-32	630			630	430							630									



DN	DIN EN 856 4 SP	DIN EN 856 4 SH	DIN EN 856 / SAE 100 R 12	DIN EN 856 / SAE 100 R 13	SAE 100 R 15	SEMPERRAIL 4SP	FLEXLINE 4000	FLEXLINE 5000	FLEXLINE 6000	FLEXLINE PLUS	SEMPERMAX												
----	-----------------	-----------------	---------------------------	---------------------------	--------------	----------------	---------------	---------------	---------------	---------------	-----------	--	--	--	--	--	--	--	--	--	--	--	--



**Working pressure [wp] in bar**

mm	inch	dash	[wp]	[wp]	[wp]	[wp]	[wp]	[wp]	[wp]	[wp]	[wp]	[wp]	[wp]	[wp]										
6	1/4	-4																						
8	5/16	-5																						
10	3/8	6	445		280		420	445	280	380	420	470												
12	1/2	-8	425		280		420	425	280	380	420	470												
16	5/8	-10	350	420	280		420	350	280	380	420	470												
19	3/4	-12	350	420	280	350	420	350	280	380	420	450	560											
25	1	16	320	380	280	350	420	320	280	350	420	440	560											
31	1 1/4	-20	210	350	210	350	420			350	420	370	525											
38	1 1/2	-24	185	290	175	350	420			350	420	320												
51	2	-32	165	250	175	350	420			350	420	280												

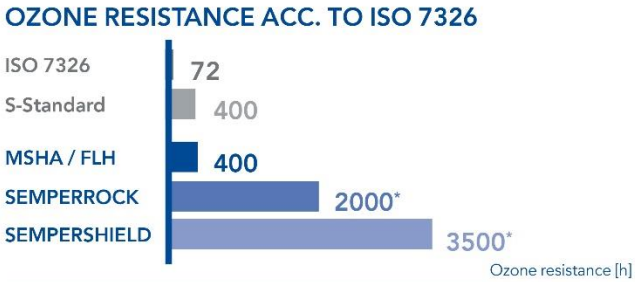
**Bend radius [br] in mm**

mm	inch	dash	[br]	[br]	[br]	[br]	[br]	[br]	[br]	[br]	[br]	[br]	[br]	[br]										
6	1/4	-4																						
8	5/16	-5																						
10	3/8	6	180		125		150	180	65	65	65	60												
12	1/2	-8	230		180		200	230	90	90	90	85												
16	5/8	-10	250	200	200		235	250	100	100	100	100												
19	3/4	-12	300	280	240	240	265	300	120	120	120	120	270											
25	1	16	340	340	300	300	330	340	155	150	150	150	300											
31	1 1/4	-20	460	460	420	420	445			210	400	210	420											
38	1 1/2	-24	560	560	500	500	530			250	460	250												
51	2	-32	660	700	630	630	600			540	540	390												

**MODULAR SYSTEM FOR HYDRAULIC HOSES**

1 HOSES	2 COVERS	3 BRANDINGS
 <p><b>HOSE</b></p> <p>One Wire Braid Hydraulic Hoses Two Wire Braid Hydraulic Hoses Semperit Specialities Wire Braid Hydraulic Hoses Multispiral Hydraulic Hoses Semperit Specialities Multispiral Hydraulic Hoses</p>	 <p><b>COVER</b></p> <p><b>Standard Semperit Cover</b></p> <ul style="list-style-type: none"> <li>Improved wear and abrasion resistance compared to EN/ISO requirements</li> <li>Improved ozone resistance compared to EN/ISO requirements</li> </ul> <p><b>MSHA Cover</b></p> <ul style="list-style-type: none"> <li>Mine Safety and Health Administration</li> <li>Standard Cover for Spiral Hoses</li> <li>Flame retardant</li> </ul> <p><b>SEMPERROCK Cover</b></p> <ul style="list-style-type: none"> <li>Very high wear and abrasion resistance</li> <li>Very high ozone resistance</li> <li>Very high weather and salt water resistance</li> <li>Flame retardant</li> <li>MSHA approved</li> </ul> <p><b>SEMPERSHIELD Cover</b></p> <p>Double layer construction – rubber cover with UHMPE foil</p> <ul style="list-style-type: none"> <li>Outstanding wear and abrasion resistance</li> <li>Outstanding ozone and UV resistance</li> <li>MSHA approved</li> </ul>	 <p><b>BRANDING</b></p> <p><b>Embossed Branding</b></p> <p>Standard for Wire Braid Hoses (Except Sempershield cover), Pressure Washer Hoses, Spiral Hoses with DSK Cover</p> <p><b>Mylar Tape Branding</b></p> <p>Standard for Spiral hoses Wire Braid Hoses with Sempershield Cover</p> <p><b>Inkjet Branding</b></p> <p>Standard for 1SN EHT, Agroflox, Semperpilot</p>

Please contact our sales department to discuss details.



\* Extrapolated Values  
Singular test result

# 2

**HYDRAULIC HOSE  
TYPES**



# DIN EN 853 1SN



Wire braid hydraulic hose meets EN 853 1SN, SAE 100R1 and ISO 1436 1SN



## GENERAL

Tube	Synthetic rubber, resistant against hydraulic fluids (HL, HLP, HLPD, HVLP, HFA, HFAS, HFB, HFC)
Reinforcement	One braid of high tensile steel wire
Cover	Abrasion and ozone resistant synthetic rubber Note: various covers available
Temperature range	-40°C to 100°C / -40°F to +212°F (max 120°C / 248°F intermittent)
Standard branding	Embossed tape

SEMPERIT DIN EN 853 1SN DN 10 WP 180 BAR SAE100 R1S 3/8" 2610 PSI . Q . . W . . z

## TECHNICAL DETAILS

Nominal			Inside		Braid		Outside		Max. working pressure		Min. burst pressure		Min. bend radius		Weight	
mm	inch	dash	mm	inch	mm	inch	mm	inch	bar	psi	bar	psi	mm	inch	kg/m	lbs/ft
6	1/4	-4	6,6	0.26	10,8	0.43	12,9	0.51	225	3265	900	13060	100	3.9	0,18	0.12
8	5/16	-5	8,3	0.32	12,5	0.49	14,7	0.58	215	3120	860	12480	115	4.5	0,22	0.15
10	3/8	-6	9,9	0.39	14,8	0.58	16,7	0.66	180	2610	720	10440	125	4.9	0,29	0.19
12	1/2	-8	13,0	0.51	17,9	0.70	19,9	0.78	160	2320	640	9280	180	7.1	0,36	0.24
16	5/8	-10	16,4	0.65	21,0	0.83	23,2	0.91	130	1885	520	7540	200	7.9	0,42	0.28
19	3/4	-12	19,5	0.77	25,0	0.98	27,1	1.07	105	1525	420	6100	240	9.4	0,53	0.36
25	1	-16	26,0	1.02	32,9	1.30	35,1	1.38	88	1275	352	5100	300	11.8	0,82	0.55
31	1-1/4	-20	32,5	1.28	39,9	1.57	42,5	1.67	63	915	252	3660	420	16.5	1,04	0.70
38	1-1/2	-24	38,7	1.52	46,5	1.83	50,1	1.97	50	725	200	2900	500	19.7	1,41	0.95
51	2	-32	51,1	2.01	60,1	2.36	64,1	2.52	40	580	160	2320	630	24.8	2,04	1.37

Publication date: July 2021 - Subject to changes without notice

**Please note:** Before using our products with new or untested media, or for applications that are not clearly indicated in the product information, written advice must be obtained from a specialist dealer or a Semperit application engineer. For safety reasons, all products must be inspected regularly for operational safety and replaced in the event of any damage (especially of the cover) or unusual signs of wear and tear. All products must be stored, handled and maintained in accordance with all our respective instructions and DIN 7716:1982. The information in our catalogue as well as each individual datasheet is subject to change at any time without notice since we are constantly developing and improving our products and due to constant technical developments after the latest release date of the catalogue and/or individual datasheets. In order to always have the latest product and safety information make sure you visit our website ([www.semperflex.com](http://www.semperflex.com)) regularly or contact one of our specialist dealers or a Semperit application engineer. All contracts with Semperflex are exclusively subject to our general terms and conditions (available at [www.semperitgroup.com](http://www.semperitgroup.com)).

**Important notice:** Our catalogue and any individual datasheet have been prepared with great care in order to provide you with all the information you need. The information contained therein is based on the state-of-the-art industrial technology and many years of experience and testing; whenever indicated for a certain product, we also confirm conformity with the resistance requirements of the media indicated in the product catalogue. However, the individual conditions of storage, maintenance and use decisively affect the safe and durable use of each product. The quality and safety of our products as indicated in the catalogue or individual datasheets are therefore strictly subject to the continuous observance of all specifications and restrictions in our written product information, applicable laws and standards. We reject any liability for safety issues or other consequences due to improper product choice, maintenance or handling (e.g. squashing, rupturing, stretching or filling with non-approved media). Our products must not be used in airplanes or other aerial vehicles under any circumstance. Unless specified otherwise, all hoses are manufactured according to EN853, 856, 857 and SAE J 517. Our products are not designated for the sale to the general public and do not fulfill the conditions for "GS-certification" (voluntary certification related to tested safety).



# DIN EN 857 1SC



Compact hydraulic hose construction acc. to EN 857 1SC



## GENERAL

Tube	Synthetic rubber, resistant against hydraulic fluids (HL, HLP, HLPD, HVLP, HFA, HFAS, HFB, HFC)
Reinforcement	One braid of high tensile steel wire
Cover	Abrasion and ozone resistant synthetic rubber Note: various covers available
Temperature range	-40°C to 100°C / -40°F to +212°F (max 120°C / 248°F intermittent)
Standard branding	Embossed tape

**SEMPERIT** DIN EN 857 1SC DN 10 WP 180 BAR 2610 PSI . Q . . W . . z

## TECHNICAL DETAILS

Nominal			Inside		Braid		Outside		Max. working pressure		Min. burst pressure		Min. bend radius		Weight	
mm	inch	dash	mm	inch	mm	inch	mm	inch	bar	psi	bar	psi	mm	inch	kg/m	lbs/ft
6	1/4	-4	6,6	0.26	10,1	0.40	11,9	0.47	225	3265	900	13060	75	3.0	0,16	0.11
8	5/16	-5	8,3	0.33	11,7	0.46	13,7	0.54	215	3120	860	12480	85	3.3	0,20	0.13
10	3/8	-6	9,9	0.39	13,6	0.53	15,7	0.62	180	2610	720	10440	90	3.5	0,24	0.16
12	1/2	-8	13,0	0.51	16,6	0.65	19,4	0.76	160	2320	640	9280	130	5.1	0,33	0.22
16	5/8	-10	16,4	0.65	20,3	0.80	22,3	0.88	130	1885	520	7540	150	5.9	0,39	0.26
19	3/4	-12	19,5	0.77	24,0	0.94	26,0	1.02	105	1525	420	6100	180	7.1	0,49	0.33
25	1	-16	26,0	1.02	31,0	1.22	33,2	1.31	88	1275	352	5100	230	9.1	0,71	0.48
38	1-1/4	-20	38,8	1.53	46,8	1.84	50,8	2.00	52	755	208	3020	300	11.8	1,50	1.01

Publication date: July 2021 - Subject to changes without notice

**Please note:** Before using our products with new or untested media, or for applications that are not clearly indicated in the product information, written advice must be obtained from a specialist dealer or a Semperit application engineer. For safety reasons, all products must be inspected regularly for operational safety and replaced in the event of any damage (especially of the cover) or unusual signs of wear and tear. All products must be stored, handled and maintained in accordance with all our respective instructions and DIN 7716:1982. The information in our catalogue as well as each individual datasheet is subject to change at any time without notice since we are constantly developing and improving our products and due to constant technical developments after the latest release date of the catalogue and/or individual datasheets. In order to always have the latest product and safety information make sure you visit our website ([www.semperflex.com](http://www.semperflex.com)) regularly or contact one of our specialist dealers or a Semperit application engineer. All contracts with Semperflex are exclusively subject to our general terms and conditions (available at [www.semperitgroup.com](http://www.semperitgroup.com)).

**Important notice:** Our catalogue and any individual datasheet have been prepared with great care in order to provide you with all the information you need. The information contained therein is based on the state-of-the-art industrial technology and many years of experience and testing; whenever indicated for a certain product, we also confirm conformity with the resistance requirements of the media indicated in the product catalogue. However, the individual conditions of storage, maintenance and use decisively affect the safe and durable use of each product. The quality and safety of our products as indicated in the catalogue or individual datasheets are therefore strictly subject to the continuous observance of all specifications and restrictions in our written product information, applicable laws and standards. We reject any liability for safety issues or other consequences due to improper product choice, maintenance or handling (e.g. squashing, rupturing, stretching or filling with non-approved media). Our products must not be used in airplanes or other aerial vehicles under any circumstance. Unless specified otherwise, all hoses are manufactured according to EN853, 856, 857 and SAE J 517. Our products are not designated for the sale to the general public and do not fulfill the conditions for "GS-certification" (voluntary certification related to tested safety).



# SAE 100 R17



Compact hydraulic hose isobaric construction acc. to SAE 100 R17, exceeds ISO 18752 AC



## GENERAL

Tube	Synthetic rubber, resistant against hydraulic fluids (HL, HLP, HLPD, HVLP, HFA, HFAS, HFB, HFC)
Reinforcement	One braid DN6 – DN12 and two braids DN16 – DN25 of high tensile steel wire
Cover	Abrasion and ozone resistant synthetic rubber Note: various covers available
Temperature range	-40°C to 100°C / -40°F to +212°F (max 120°C / 248°F intermittent)
Standard branding	Embossed tape

SEMPERIT SAE100 R17-06 3/8" EXCEEDS ISO 18752 AC WP 210 BAR 3000 PSI . Q . W . . z

## TECHNICAL DETAILS

Nominal			Inside		Braid		Outside		Max. working pressure		Min. burst pressure		Min. bend radius		Weight	
mm	inch	dash	mm	inch	mm	inch	mm	inch	bar	psi	bar	psi	mm	inch	kg/m	lbs/ft
6	1/4	-4	6,6	0.26	10,4	0.41	12,4	0.49	210	3045	840	12180	50	2.0	0,16	0.11
8	5/16	-5	8,3	0.33	12,0	0.47	14,1	0.55	210	3045	840	12180	55	2.2	0,22	0.15
10	3/8	-6	9,9	0.39	13,9	0.55	16,0	0.63	210	3045	840	12180	65	2.6	0,27	0.18
12	1/2	-8	13,0	0.51	17,6	0.69	19,4	0.76	210	3045	840	12180	90	3.5	0,39	0.26
16	5/8	-10	16,4	0.65	21,7	0.85	23,8	0.94	210	3045	840	12180	100	3.9	0,61	0.41
19	3/4	-12	19,5	0.77	25,5	1.00	27,6	1.09	210	3045	840	12180	120	4.7	0,76	0.51
25	1	-16	26,0	1.02	34,0	1.34	36,2	1.43	210	3045	840	12180	150	5.9	1,29	0.87

Publication date: July 2021 - Subject to changes without notice

**Please note:** Before using our products with new or untested media, or for applications that are not clearly indicated in the product information, written advice must be obtained from a specialist dealer or a Semperit application engineer. For safety reasons, all products must be inspected regularly for operational safety and replaced in the event of any damage (especially of the cover) or unusual signs of wear and tear. All products must be stored, handled and maintained in accordance with all our respective instructions and DIN 7716:1982. The information in our catalogue as well as each individual datasheet is subject to change at any time without notice since we are constantly developing and improving our products and due to constant technical developments after the latest release date of the catalogue and/or individual datasheets. In order to always have the latest product and safety information make sure you visit our website ([www.semperflex.com](http://www.semperflex.com)) regularly or contact one of our specialist dealers or a Semperit application engineer. All contracts with Semperflex are exclusively subject to our general terms and conditions (available at [www.semperitgroup.com](http://www.semperitgroup.com)).

**Important notice:** Our catalogue and any individual datasheet have been prepared with great care in order to provide you with all the information you need. The information contained therein is based on the state-of-the-art industrial technology and many years of experience and testing; whenever indicated for a certain product, we also confirm conformity with the resistance requirements of the media indicated in the product catalogue. However, the individual conditions of storage, maintenance and use decisively affect the safe and durable use of each product. The quality and safety of our products as indicated in the catalogue or individual datasheets are therefore strictly subject to the continuous observance of all specifications and restrictions in our written product information, applicable laws and standards. We reject any liability for safety issues or other consequences due to improper product choice, maintenance or handling (e.g. squashing, rupturing, stretching or filling with non-approved media). Our products must not be used in airplanes or other aerial vehicles under any circumstance. Unless specified otherwise, all hoses are manufactured according to EN853, 856, 857 and SAE J 517. Our products are not designated for the sale to the general public and do not fulfill the conditions for "GS-certification" (voluntary certification related to tested safety).

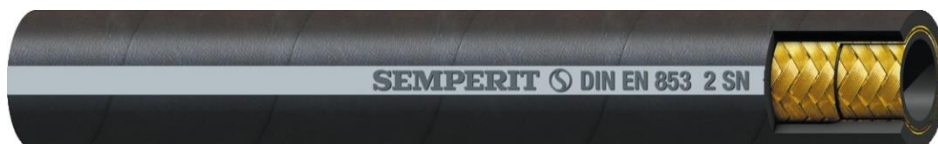




# DIN EN 853 2SN



Wire braid hydraulic hose meets EN 853 2SN, SAE 100R2 and ISO 1436 2SN



## GENERAL

Tube	Synthetic rubber, resistant against hydraulic fluids (HL, HLP, HLPD, HVLP, HFA, HFAS, HFB, HFC)
Reinforcement	Two braids of high tensile steel wire
Cover	Abrasion and ozone resistant synthetic rubber Note: various covers available
Temperature range	-40°C to 100°C / -40°F to +212°F (max 120°C / 248°F intermittent)
Standard branding	Embossed tape

**SEMPERIT** DIN EN 853 2SN DN 10 WP 330 BAR SAE100 R2S 3/8" 4785 PSI . Q . . W . . z

## TECHNICAL DETAILS

Nominal			Inside		Braid		Outside		Max. working pressure		Min. burst pressure		Min. bend radius		Weight	
mm	inch	dash	mm	inch	mm	inch	mm	inch	bar	psi	bar	psi	mm	inch	kg/m	lbs/ft
6	1/4	-4	6,6	0.26	12,4	0.49	14,3	0.56	<b>400</b>	5800	1600	23200	100	3.9	0,31	0.21
8	5/16	-5	8,3	0.33	14,0	0.55	16,0	0.63	<b>350</b>	5075	1400	20300	115	4.5	0,37	0.25
10	3/8	-6	9,9	0.39	16,4	0.65	18,4	0.72	<b>330</b>	4785	1320	19140	130	5.1	0,44	0.30
12	1/2	-8	13,0	0.51	19,4	0.76	21,3	0.84	<b>275</b>	4000	1100	16000	180	7.1	0,53	0.36
16	5/8	-10	16,4	0.65	22,6	0.89	24,6	0.97	<b>250</b>	3625	1000	14500	200	7.9	0,67	0.45
19	3/4	-12	19,5	0.77	26,6	1.05	28,6	1.13	<b>215</b>	3120	860	12480	240	9.4	0,84	0.56
25	1	-16	26,0	1.02	34,5	1.36	37,1	1.46	<b>165</b>	2395	660	9580	300	11.8	1,23	0.83
31	1-1/4	-20	32,5	1.28	43,9	1.73	46,7	1.84	<b>125</b>	1815	500	7260	420	16.5	1,79	1.20
38	1-1/2	-24	38,7	1.52	51,1	2.01	54,5	2.14	<b>90</b>	1305	360	5220	500	19.7	2,12	1.42
51	2	-32	51,1	2.01	62,9	2.47	66,7	2.63	<b>80</b>	1160	320	4640	630	24.8	2,79	1.88

Publication date: July 2021 - Subject to changes without notice

**Please note:** Before using our products with new or untested media, or for applications that are not clearly indicated in the product information, written advice must be obtained from a specialist dealer or a Semperit application engineer. For safety reasons, all products must be inspected regularly for operational safety and replaced in the event of any damage (especially of the cover) or unusual signs of wear and tear. All products must be stored, handled and maintained in accordance with all our respective instructions and DIN 7716:1982. The information in our catalogue as well as each individual datasheet is subject to change at any time without notice since we are constantly developing and improving our products and due to constant technical developments after the latest release date of the catalogue and/or individual datasheets. In order to always have the latest product and safety information make sure you visit our website ([www.semperflex.com](http://www.semperflex.com)) regularly or contact one of our specialist dealers or a Semperit application engineer. All contracts with Semperflex are exclusively subject to our general terms and conditions (available at [www.semperitgroup.com](http://www.semperitgroup.com)).

**Important notice:** Our catalogue and any individual datasheet have been prepared with great care in order to provide you with all the information you need. The information contained therein is based on the state-of-the-art industrial technology and many years of experience and testing; whenever indicated for a certain product, we also confirm conformity with the resistance requirements of the media indicated in the product catalogue. However, the individual conditions of storage, maintenance and use decisively affect the safe and durable use of each product. The quality and safety of our products as indicated in the catalogue or individual datasheets are therefore strictly subject to the continuous observance of all specifications and restrictions in our written product information, applicable laws and standards. We reject any liability for safety issues or other consequences due to improper product choice, maintenance or handling (e.g. squashing, rupturing, stretching or filling with non-approved media). Our products must not be used in airplanes or other aerial vehicles under any circumstance. Unless specified otherwise, all hoses are manufactured according to EN853, 856, 857 and SAE J 517. Our products are not designated for the sale to the general public and do not fulfill the conditions for "GS-certification" (voluntary certification related to tested safety).



# DIN EN 857 2SC



Compact hydraulic hose construction acc. to EN 857 2SC



## GENERAL

Tube	Synthetic rubber, resistant against hydraulic fluids (HL, HLP, HLPD, HVLP, HFA, HFAS, HFB, HFC)
Reinforcement	Two braids of high tensile steel wire
Cover	Abrasion and ozone resistant synthetic rubber Note: various covers available
Temperature range	-40°C to 100°C / -40°F to +212°F (max 120°C / 248°F intermittent)
Standard branding	Embossed tape

**SEMPERIT** DIN EN 857 2SC DN 10 WP 330 BAR 4785 PSI . Q . . W . . z

## TECHNICAL DETAILS

Nominal			Inside		Braid		Outside		Max. working pressure		Min. burst pressure		Min. bend radius		Weight	
mm	inch	dash	mm	inch	mm	inch	mm	inch	bar	psi	bar	psi	mm	inch	kg/m	lbs/ft
6	1/4	-4	6,6	0.26	11,0	0.43	13,0	0.51	400	5800	1600	23200	75	3.0	0,25	0.17
8	5/16	-5	8,3	0.33	12,9	0.51	14,7	0.58	350	5075	1400	20300	85	3.3	0,32	0.22
10	3/8	-6	9,9	0.39	14,7	0.58	16,6	0.65	330	4785	1320	19140	90	3.5	0,35	0.24
12	1/2	-8	13,0	0.51	18,0	0.71	20,0	0.79	275	3990	1100	15960	130	5.1	0,44	0.30
16	5/8	-10	16,4	0.65	21,9	0.86	23,9	0.94	250	3625	1000	14500	170	6.7	0,61	0.41
19	3/4	-12	19,5	0.77	25,7	1.01	27,6	1.08	215	3120	860	12480	200	7.9	0,77	0.52
25	1	-16	26,0	1.02	32,9	1.30	35,6	1.40	165	2395	660	9580	250	9.8	1,15	0.77
38	1-1/2	-24	38,7	1.52	47,6	1.87	50,4	1.98	100	1450	400	5800	300	11.8	1,97	1.32
51	2	-32	51,3	2.02	60,4	2.38	63,6	2.50	90	1305	360	5220	400	15.7	2,49	1.67

Publication date: July 2021 - Subject to changes without notice

**Please note:** Before using our products with new or untested media, or for applications that are not clearly indicated in the product information, written advice must be obtained from a specialist dealer or a Semperit application engineer. For safety reasons, all products must be inspected regularly for operational safety and replaced in the event of any damage (especially of the cover) or unusual signs of wear and tear. All products must be stored, handled and maintained in accordance with all our respective instructions and DIN 7716:1982. The information in our catalogue as well as each individual datasheet is subject to change at any time without notice since we are constantly developing and improving our products and due to constant technical developments after the latest release date of the catalogue and/or individual datasheets. In order to always have the latest product and safety information make sure you visit our website ([www.semperflex.com](http://www.semperflex.com)) regularly or contact one of our specialist dealers or a Semperit application engineer. All contracts with Semperflex are exclusively subject to our general terms and conditions (available at [www.semperitgroup.com](http://www.semperitgroup.com)).

**Important notice:** Our catalogue and any individual datasheet have been prepared with great care in order to provide you with all the information you need. The information contained therein is based on the state-of-the-art industrial technology and many years of experience and testing; whenever indicated for a certain product, we also confirm conformity with the resistance requirements of the media indicated in the product catalogue. However, the individual conditions of storage, maintenance and use decisively affect the safe and durable use of each product. The quality and safety of our products as indicated in the catalogue or individual datasheets are therefore strictly subject to the continuous observance of all specifications and restrictions in our written product information, applicable laws and standards. We reject any liability for safety issues or other consequences due to improper product choice, maintenance or handling (e.g. squashing, rupturing, stretching or filling with non-approved media). Our products must not be used in airplanes or other aerial vehicles under any circumstance. Unless specified otherwise, all hoses are manufactured according to EN853, 856, 857 and SAE J 517. Our products are not designated for the sale to the general public and do not fulfill the conditions for "GS-certification" (voluntary certification related to tested safety).

# SAE 100 R16S



Compact hydraulic hose construction acc. to SAE 100 R16S



## GENERAL

Tube	Synthetic rubber, resistant against hydraulic fluids (HL, HLP, HLPD, HVLP, HFA, HFAS, HFB, HFC)
Reinforcement	Two braids of high tensile steel wire
Cover	Abrasion and ozone resistant synthetic rubber Note: various covers available
Temperature range	-40°C to 100°C / -40°F to +212°F (max 120°C / 248°F intermittent)
Standard branding	Embossed tape

SEMPERIT SAE100 R16S-06 3/8" WP 330 BAR 4780 PSI . Q . . W . . z

## TECHNICAL DETAILS

Nominal			Inside		Braid		Outside		Max. working pressure		Min. burst pressure		Min. bend radius		Weight	
mm	inch	dash	mm	inch	mm	inch	mm	inch	bar	psi	bar	psi	mm	inch	kg/m	lbs/ft
6	1/4	-4	6,6	0.26	11,7	0.46	13,7	0.54	400	5800	1600	23200	50	2.0	0,25	0.17
8	5/16	-5	8,3	0.33	13,0	0.51	15,0	0.59	350	5075	1400	20300	55	2.2	0,27	0.18
10	3/8	-6	9,9	0.39	15,1	0.59	17,0	0.67	330	4785	1320	19140	65	2.6	0,36	0.24
12	1/2	-8	13,0	0.51	18,3	0.72	20,5	0.81	275	3990	1100	15960	90	3.5	0,46	0.31
16	5/8	-10	16,4	0.65	21,9	0.86	23,8	0.94	250	3625	1000	14500	100	3.9	0,64	0.43
19	3/4	-12	19,5	0.77	25,5	1.00	27,7	1.09	215	3120	860	12480	120	4.7	0,78	0.52
25	1	-16	26,0	1.02	32,7	1.29	35,3	1.39	165	2395	660	9580	150	5.9	1,16	0.78

Publication date: July 2021 - Subject to changes without notice

**Please note:** Before using our products with new or untested media, or for applications that are not clearly indicated in the product information, written advice must be obtained from a specialist dealer or a Semperit application engineer. For safety reasons, all products must be inspected regularly for operational safety and replaced in the event of any damage (especially of the cover) or unusual signs of wear and tear. All products must be stored, handled and maintained in accordance with all our respective instructions and DIN 7716:1982. The information in our catalogue as well as each individual datasheet is subject to change at any time without notice since we are constantly developing and improving our products and due to constant technical developments after the latest release date of the catalogue and/or individual datasheets. In order to always have the latest product and safety information make sure you visit our website ([www.semperflex.com](http://www.semperflex.com)) regularly or contact one of our specialist dealers or a Semperit application engineer. All contracts with Semperflex are exclusively subject to our general terms and conditions (available at [www.semperitgroup.com](http://www.semperitgroup.com)).

**Important notice:** Our catalogue and any individual datasheet have been prepared with great care in order to provide you with all the information you need. The information contained therein is based on the state-of-the-art industrial technology and many years of experience and testing; whenever indicated for a certain product, we also confirm conformity with the resistance requirements of the media indicated in the product catalogue. However, the individual conditions of storage, maintenance and use decisively affect the safe and durable use of each product. The quality and safety of our products as indicated in the catalogue or individual datasheets are therefore strictly subject to the continuous observance of all specifications and restrictions in our written product information, applicable laws and standards. We reject any liability for safety issues or other consequences due to improper product choice, maintenance or handling (e.g. squashing, rupturing, stretching or filling with non-approved media). Our products must not be used in airplanes or other aerial vehicles under any circumstance. Unless specified otherwise, all hoses are manufactured according to EN853, 856, 857 and SAE J 517. Our products are not designated for the sale to the general public and do not fulfill the conditions for "GS-certification" (voluntary certification related to tested safety).



# SEMPERPAC 1SN-K



Compact hydraulic hose construction, higher pressure at reduced bend radii



## GENERAL

Tube	Synthetic rubber, resistant against hydraulic fluids (HL, HLP, HLPD, HVLP, HFA, HFAS, HFB, HFC)
Reinforcement	One braid of high tensile steel wire
Cover	Abrasion and ozone resistant synthetic rubber Note: various covers available
Temperature range	-40°C to 100°C / -40°F to +212°F (max 120°C / 248°F intermittent)
Standard branding	Embossed tape

SEMPERPAC 1SN-K DN 10 3/8" – EXCEEDS EN 857 1SC - EXCEEDS SAE 100 R17 WP 230 BAR 3335 PSI . Q . . W . . z

## TECHNICAL DETAILS

Nominal			Inside		Braid		Outside		Max. working pressure		Min. burst pressure		Min. bend radius		Weight	
mm	inch	dash	mm	inch	mm	inch	mm	inch	bar	psi	bar	psi	mm	inch	kg/m	lbs/ft
6	1/4	-4	6,6	0.26	10,3	0.40	12,1	0.47	290	4205	1160	16820	40	1.6	0,18	0.12
8	5/16	-5	8,3	0.33	11,7	0.46	13,7	0.54	250	3625	1000	14500	55	2.2	0,20	0.13
10	3/8	-6	9,9	0.39	13,6	0.53	15,9	0.63	230	3335	920	13340	65	2.6	0,24	0.16
12	1/2	-8	13,0	0.51	16,9	0.66	19,2	0.75	200	2900	800	11600	80	3.1	0,34	0.23
16	5/8	-10	16,4	0.65	20,3	0.80	22,3	0.88	150	2175	600	8700	105	4.1	0,39	0.26
19	3/4	-12	19,5	0.77	23,9	0.94	26,1	1.03	125	1815	500	7260	120	4.7	0,49	0.33
25	1	-16	26,0	1.02	31,0	1.22	33,2	1.31	110	1595	440	6380	160	6.3	0,71	0.48
31	1-1/4	-20	32,5	1.28	40,2	1.58	43,7	1.72	100	1450	400	5800	300	11.8	1,30	0.87

**Impulse tested up to 700.000 cycles!\***

Publication date: July 2021 - Subject to changes without notice

\*tested acc. to ISO6803:2017

**Please note:** Before using our products with new or untested media, or for applications that are not clearly indicated in the product information, written advice must be obtained from a specialist dealer or a Semperit application engineer. For safety reasons, all products must be inspected regularly for operational safety and replaced in the event of any damage (especially of the cover) or unusual signs of wear and tear. All products must be stored, handled and maintained in accordance with all our respective instructions and DIN 7716:1982. The information in our catalogue as well as each individual datasheet is subject to change at any time without notice since we are constantly developing and improving our products and due to constant technical developments after the latest release date of the catalogue and/or individual datasheets. In order to always have the latest product and safety information make sure you visit our website ([www.semperflex.com](http://www.semperflex.com)) regularly or contact one of our specialist dealers or a Semperit application engineer. All contracts with Semperflex are exclusively subject to our general terms and conditions (available at [www.semperitgroup.com](http://www.semperitgroup.com)).


**Important notice:** Our catalogue and any individual datasheet have been prepared with great care in order to provide you with all the information you need. The information contained therein is based on the state-of-the-art industrial technology and many years of experience and testing; whenever indicated for a certain product, we also confirm conformity with the resistance requirements of the media indicated in the product catalogue. However, the individual conditions of storage, maintenance and use decisively affect the safe and durable use of each product. The quality and safety of our products as indicated in the catalogue or individual datasheets are therefore strictly subject to the continuous observance of all specifications and restrictions in our written product information, applicable laws and standards. We reject any liability for safety issues or other consequences due to improper product choice, maintenance or handling (e.g. squashing, rupturing, stretching or filling with non-approved media). Our products must not be used in airplanes or other aerial vehicles under any circumstance. Unless specified otherwise, all hoses are manufactured according to EN853, 856, 857 and SAE J 517. Our products are not designated for the sale to the general public and do not fulfill the conditions for "GS-certification" (voluntary certification related to tested safety).



# SEMPERRAIL 1SN-K



Compact hydraulic hose construction meets EN 45545-2 (HL2-R23)



## GENERAL

Tube	Synthetic rubber, resistant against hydraulic fluids (HL, HLP, HLPD, HVLP, HFA, HFAS, HFB, HFC)
Reinforcement	One braid of high tensile steel wire
Cover	Abrasion and ozone resistant synthetic rubber
Temperature range	-40°C to 100°C / -40°F to +212°F (max 120°C / 248°F intermittent)
Standard branding	Embossed tape

SEMPERRAIL 1SN-K DN 10 3/8" EXC. EN 857 1SC / SAE 100 R17 WP 230 BAR 3335 PSI . Q . . W . . z

## TECHNICAL DETAILS

Nominal			Inside		Braid		Outside		Max. working pressure		Min. burst pressure		Min. bend radius		Weight	
mm	inch	dash	mm	inch	mm	inch	mm	inch	bar	psi	bar	psi	mm	inch	kg/m	lbs/ft
6	1/4	-4	6,6	0.26	10,3	0.40	12,1	0.47	290	4205	1160	16820	40	1.6	0,18	0.12
8	5/16	-5	8,3	0.33	11,7	0.46	13,7	0.54	250	3625	1000	14500	55	2.2	0,20	0.13
10	3/8	-6	9,9	0.39	13,6	0.53	15,9	0.63	230	3335	920	13340	65	2.6	0,24	0.16
12	1/2	-8	13,0	0.51	16,9	0.66	19,2	0.75	200	2900	800	11600	80	3.1	0,34	0.23
16	5/8	-10	16,4	0.65	20,3	0.80	22,3	0.88	150	2175	600	8700	105	4.1	0,39	0.26
19	3/4	-12	19,5	0.77	23,9	0.94	26,1	1.03	125	1815	500	7260	120	4.7	0,49	0.33
25	1	-16	26,0	1.02	31,0	1.22	33,2	1.31	110	1595	440	6380	160	6.3	0,71	0.48

Publication date: July 2021 - Subject to changes without notice

**Please note:** Before using our products with new or untested media, or for applications that are not clearly indicated in the product information, written advice must be obtained from a specialist dealer or a Semperit application engineer. For safety reasons, all products must be inspected regularly for operational safety and replaced in the event of any damage (especially of the cover) or unusual signs of wear and tear. All products must be stored, handled and maintained in accordance with all our respective instructions and DIN 7716:1982. The information in our catalogue as well as each individual datasheet is subject to change at any time without notice since we are constantly developing and improving our products and due to constant technical developments after the latest release date of the catalogue and/or individual datasheets. In order to always have the latest product and safety information make sure you visit our website ([www.semperflex.com](http://www.semperflex.com)) regularly or contact one of our specialist dealers or a Semperit application engineer. All contracts with Semperflex are exclusively subject to our general terms and conditions (available at [www.semperitgroup.com](http://www.semperitgroup.com)).


**Important notice:** Our catalogue and any individual datasheet have been prepared with great care in order to provide you with all the information you need. The information contained therein is based on the state-of-the-art industrial technology and many years of experience and testing; whenever indicated for a certain product, we also confirm conformity with the resistance requirements of the media indicated in the product catalogue. However, the individual conditions of storage, maintenance and use decisively affect the safe and durable use of each product. The quality and safety of our products as indicated in the catalogue or individual datasheets are therefore strictly subject to the continuous observance of all specifications and restrictions in our written product information, applicable laws and standards. We reject any liability for safety issues or other consequences due to improper product choice, maintenance or handling (e.g. squashing, rupturing, stretching or filling with non-approved media). Our products must not be used in airplanes or other aerial vehicles under any circumstance. Unless specified otherwise, all hoses are manufactured according to EN853, 856, 857 and SAE J 517. Our products are not designated for the sale to the general public and do not fulfill the conditions for "GS-certification" (voluntary certification related to tested safety).

**semperflex®**  
HYDRAULICS  
A MEMBER OF THE SEMPERIT-GROUP

# SEMPERPAC 2SN-K



Compact hydraulic hose construction exceeds DIN EN 857 2SC and SAE 100 R16S  
Higher pressure at reduced bend radii



## GENERAL

Tube	Synthetic rubber, resistant against hydraulic fluids (HL, HLP, HLPD, HVLP, HFA, HFAS, HFB, HFC)
Reinforcement	Two braids of high tensile steel wire
Cover	Abrasion and ozone resistant synthetic rubber Note: various covers available
Temperature range	-40°C to 100°C / -40°F to +212°F (max 120°C / 248°F intermittent)
Standard branding	Embossed tape

SEMPERPAC 2SN-K DN 10 3/8" EXCEEDS EN 857 2SC / SAE 100 R16-S / SAE 100 R19 WP 385 BAR 5585 PSI . Q . . W . . z

## TECHNICAL DETAILS

Nominal			Inside		Braid		Outside		Max. working pressure		Min. burst pressure		Min. bend radius		Weight	
mm	inch	dash	mm	inch	mm	inch	mm	inch	bar	psi	bar	psi	mm	inch	kg/m	lbs/ft
6	1/4	-4	6,6	0.26	11,5	0.45	13,4	0.53	450	6525	1800	26100	45	1.8	0,27	0.18
8	5/16	-5	8,3	0.33	13,0	0.51	15,0	0.59	420	6090	1680	24360	60	2.4	0,32	0.22
10	3/8	-6	9,9	0.39	14,7	0.58	16,8	0.66	385	5585	1540	22340	70	2.8	0,38	0.26
12	1/2	-8	13,0	0.51	18,4	0.72	20,5	0.81	350	5075	1400	20300	90	3.5	0,52	0.35
16	5/8	-10	16,4	0.65	21,9	0.86	23,7	0.93	290	4205	1160	16820	130	5.1	0,61	0.41
19	3/4	-12	19,5	0.77	26,0	1.02	27,7	1.09	280	4060	1120	16240	160	6.3	0,79	0.53
25	1	-16	26,0	1.02	32,9	1.30	35,6	1.40	200	2900	800	11600	210	8.3	1,15	0.77
31	1-1/4	-20	32,5	1.28	40,5	1.59	43,5	1.71	175	2540	700	10160	300	11.8	1,57	1.06

**Impulse tested up to 1.000.000 cycles!\***

Publication date: July 2021 - Subject to changes without notice

\*tested acc. to ISO6803:2017  
DN31 tested up to 200.000 cycles

**Please note:** Before using our products with new or untested media, or for applications that are not clearly indicated in the product information, written advice must be obtained from a specialist dealer or a Semperit application engineer. For safety reasons, all products must be inspected regularly for operational safety and replaced in the event of any damage (especially of the cover) or unusual signs of wear and tear. All products must be stored, handled and maintained in accordance with all our respective instructions and DIN 7716:1982. The information in our catalogue as well as each individual datasheet is subject to change at any time without notice since we are constantly developing and improving our products and due to constant technical developments after the latest release date of the catalogue and/or individual datasheets. In order to always have the latest product and safety information make sure you visit our website ([www.semperflex.com](http://www.semperflex.com)) regularly or contact one of our specialist dealers or a Semperit application engineer. All contracts with Semperflex are exclusively subject to our general terms and conditions (available at [www.semperitgroup.com](http://www.semperitgroup.com)).

**Important notice:** Our catalogue and any individual datasheet have been prepared with great care in order to provide you with all the information you need. The information contained therein is based on the state-of-the-art industrial technology and many years of experience and testing; whenever indicated for a certain product, we also confirm conformity with the resistance requirements of the media indicated in the product catalogue. However, the individual conditions of storage, maintenance and use decisively affect the safe and durable use of each product. The quality and safety of our products as indicated in the catalogue or individual datasheets are therefore strictly subject to the continuous observance of all specifications and restrictions in our written product information, applicable laws and standards. We reject any liability for safety issues or other consequences due to improper product choice, maintenance or handling (e.g. squashing, rupturing, stretching or filling with non-approved media). Our products must not be used in airplanes or other aerial vehicles under any circumstance. Unless specified otherwise, all hoses are manufactured according to EN853, 856, 857 and SAE J 517. Our products are not designated for the sale to the general public and do not fulfill the conditions for "GS-certification" (voluntary certification related to tested safety).





# SEMPERRAIL 2SN-K



Compact hydraulic hose construction meets EN 45545-2 (HL2-R23)



## GENERAL

Tube	Synthetic rubber, resistant against hydraulic fluids (HL, HLP, HLPD, HVLP, HFA, HFAS, HFB, HFC)
Reinforcement	Two braids of high tensile steel wire
Cover	Abrasion and ozone resistant synthetic rubber
Temperature range	-40°C to 100°C / -40°F to +212°F (max 120°C / 248°F intermittent)
Standard branding	Embossed tape

SEMPERRAIL 2SN-K DN 10 3/8" EXC. EN 857 2SC / SAE 100 R16-S / SAE 100 R19 WP 385 BAR 5585 PSI . Q . . W . . z

## TECHNICAL DETAILS

Nominal			Inside		Braid		Outside		Max. working pressure		Min. burst pressure		Min. bend radius		Weight	
mm	inch	dash	mm	inch	mm	inch	mm	inch	bar	psi	bar	psi	mm	inch	kg/m	lbs/ft
6	1/4	-4	6,6	0.26	11,5	0.45	13,4	0.53	450	6525	1800	26100	45	1.8	0,27	0.18
8	5/16	-5	8,3	0.33	13,0	0.51	15,0	0.59	420	6090	1680	24360	60	2.4	0,32	0.22
10	3/8	-6	9,9	0.39	14,7	0.58	16,8	0.66	385	5585	1540	22340	70	2.8	0,38	0.26
12	1/2	-8	13,0	0.51	18,4	0.72	20,5	0.81	350	5075	1400	20300	90	3.5	0,52	0.35
16	5/8	-10	16,4	0.65	21,9	0.86	23,7	0.93	290	4205	1160	16820	130	5.1	0,61	0.41
19	3/4	-12	19,5	0.77	25,8	1.02	27,7	1.09	280	4060	1120	16240	160	6.3	0,79	0.53
25	1	-16	26,0	1.02	32,9	1.30	35,6	1.40	200	2900	800	11600	210	8.3	1,15	0.77

Publication date: July 2021 - Subject to changes without notice

**Please note:** Before using our products with new or untested media, or for applications that are not clearly indicated in the product information, written advice must be obtained from a specialist dealer or a Semperit application engineer. For safety reasons, all products must be inspected regularly for operational safety and replaced in the event of any damage (especially of the cover) or unusual signs of wear and tear. All products must be stored, handled and maintained in accordance with all our respective instructions and DIN 7716:1982. The information in our catalogue as well as each individual datasheet is subject to change at any time without notice since we are constantly developing and improving our products and due to constant technical developments after the latest release date of the catalogue and/or individual datasheets. In order to always have the latest product and safety information make sure you visit our website ([www.semperflex.com](http://www.semperflex.com)) regularly or contact one of our specialist dealers or a Semperit application engineer. All contracts with Semperflex are exclusively subject to our general terms and conditions (available at [www.semperitgroup.com](http://www.semperitgroup.com)).

**Important notice:** Our catalogue and any individual datasheet have been prepared with great care in order to provide you with all the information you need. The information contained therein is based on the state-of-the-art industrial technology and many years of experience and testing; whenever indicated for a certain product, we also confirm conformity with the resistance requirements of the media indicated in the product catalogue. However, the individual conditions of storage, maintenance and use decisively affect the safe and durable use of each product. The quality and safety of our products as indicated in the catalogue or individual datasheets are therefore strictly subject to the continuous observance of all specifications and restrictions in our written product information, applicable laws and standards. We reject any liability for safety issues or other consequences due to improper product choice, maintenance or handling (e.g. squashing, rupturing, stretching or filling with non-approved media). Our products must not be used in airplanes or other aerial vehicles under any circumstance. Unless specified otherwise, all hoses are manufactured according to EN853, 856, 857 and SAE J 517. Our products are not designated for the sale to the general public and do not fulfill the conditions for "GS-certification" (voluntary certification related to tested safety).

**semperflex®**  
HYDRAULICS  
A MEMBER OF THE SEMPERIT-GROUP



# SEMPERSHIELD SSC



Compact hydraulic hose construction with SEMPERSHIELD cover exceeds EN 857 2SC



## GENERAL

Tube	Synthetic rubber, resistant against hydraulic fluids (HL, HLP, HLPD, HVLP, HFA, HFAS, HFB, HFC)
Reinforcement	Two braids of high tensile steel wire
Cover	Double layer construction – rubber cover with UHMPE foil – MSHA approved Outstanding abrasion and ozone resistance
Temperature range	-40°C to 100°C / -40°F to +212°F (max 120°C / 248°F intermittent)
Standard branding	Mylar tape

SEMPERSHIELD SSC DN 10 3/8" WP 350 BAR 5000 PSI MSHA IC-8/16 . Q . .

## TECHNICAL DETAILS

Nominal			Inside		Braid		Outside		Max. working pressure		Min. burst pressure		Min. bend radius		Weight	
mm	inch	dash	mm	inch	mm	inch	mm	inch	bar	psi	bar	psi	mm	inch	kg/m	lbs/ft
6	1/4	-4	6,6	0.26	11,0	0.43	13,0	0.51	400	5800	1600	23200	75	3.0	0,26	0.17
8	5/16	-5	8,3	0.33	12,9	0.51	14,6	0.57	375	5440	1500	21760	85	3.3	0,32	0.22
10	3/8	-6	9,9	0.39	14,7	0.58	17,1	0.67	350	5075	1400	20300	90	3.5	0,37	0.25
12	1/2	-8	13,0	0.51	18,0	0.71	20,0	0.79	300	4350	1200	17400	130	5.1	0,45	0.30
16	5/8	-10	16,4	0.65	21,9	0.86	24,0	0.94	275	3990	1100	15960	170	6.7	0,68	0.46
19	3/4	-12	19,5	0.77	25,7	1.01	27,5	1.08	235	3410	940	13640	200	7.9	0,81	0.54
25	1	-16	26,0	1.02	32,9	1.30	35,8	1.41	185	2685	740	10740	250	9.8	1,19	0.80

Publication date: July 2021 - Subject to changes without notice

**Please note:** Before using our products with new or untested media, or for applications that are not clearly indicated in the product information, written advice must be obtained from a specialist dealer or a Semperit application engineer. For safety reasons, all products must be inspected regularly for operational safety and replaced in the event of any damage (especially of the cover) or unusual signs of wear and tear. All products must be stored, handled and maintained in accordance with all our respective instructions and DIN 7716:1982. The information in our catalogue as well as each individual datasheet is subject to change at any time without notice since we are constantly developing and improving our products and due to constant technical developments after the latest release date of the catalogue and/or individual datasheets. In order to always have the latest product and safety information make sure you visit our website ([www.semperflex.com](http://www.semperflex.com)) regularly or contact one of our specialist dealers or a Semperit application engineer. All contracts with Semperflex are exclusively subject to our general terms and conditions (available at [www.semperitgroup.com](http://www.semperitgroup.com)).

**Important notice:** Our catalogue and any individual datasheet have been prepared with great care in order to provide you with all the information you need. The information contained therein is based on the state-of-the-art industrial technology and many years of experience and testing; whenever indicated for a certain product, we also confirm conformity with the resistance requirements of the media indicated in the product catalogue. However, the individual conditions of storage, maintenance and use decisively affect the safe and durable use of each product. The quality and safety of our products as indicated in the catalogue or individual datasheets are therefore strictly subject to the continuous observance of all specifications and restrictions in our written product information, applicable laws and standards. We reject any liability for safety issues or other consequences due to improper product choice, maintenance or handling (e.g. squashing, rupturing, stretching or filling with non-approved media). Our products must not be used in airplanes or other aerial vehicles under any circumstance. Unless specified otherwise, all hoses are manufactured according to EN853, 856, 857 and SAE J 517. Our products are not designated for the sale to the general public and do not fulfill the conditions for "GS-certification" (voluntary certification related to tested safety).



# DIN EN 853 1SN EHT



Wire braid hydraulic hose exceeds EN 853 1SN, with hot oil resistant hose liner



## GENERAL

Tube	Synthetic rubber, resistant against hot oil, hydraulic fluids (HL, HLP, HLPD, HVLP, HFA, HFAS, HFB, HFC), mineral and synthetic oils, glycols, polyglycols and aqueous oil emulsions (up to 100°C / 212°F)
Reinforcement	One braid of high tensile steel wire
Cover	Heat, abrasion and ozone resistant synthetic rubber
Temperature range	-40°C to 135°C / -40°F to +275°F (up to 150°C / 300°F peak temperatures)
Standard branding	White ink-jet

**SEMPERIT** EHT HI-TEMP 150°C 1SN DN 10 3/8" WP 180 BAR 2610 PSI MSHA IC-8/9 .Q . . W . . z

## TECHNICAL DETAILS

Nominal			Inside		Braid		Outside		Max. working pressure		Min. burst pressure		Min. bend radius		Weight	
mm	inch	dash	mm	inch	mm	inch	mm	inch	bar	psi	bar	psi	mm	inch	kg/m	lbs/ft
6	1/4	-4	6,6	0.26	11,1	0.44	13,5	0.53	225	3265	900	13060	100	3.9	0,23	0.15
8	5/16	-5	8,3	0.33	12,7	0.50	15,1	0.59	215	3120	860	12480	115	4.5	0,27	0.18
10	3/8	-6	9,9	0.39	15,1	0.59	17,5	0.69	180	2610	720	10440	125	4.9	0,36	0.24
12	1/2	-8	13,0	0.51	18,3	0.72	20,6	0.81	160	2320	640	9280	180	7.1	0,44	0.30
16	5/8	-10	16,4	0.65	21,4	0.84	23,5	0.93	130	1885	520	7540	200	7.9	0,50	0.34
19	3/4	-12	19,5	0.77	25,4	1.00	27,8	1.09	105	1525	420	6100	240	9.4	0,67	0.45
25	1	-16	26,0	1.02	33,3	1.31	35,6	1.40	88	1275	352	5100	300	11.8	0,93	0.63
31	1-1/4	-20	32,5	1.28	40,3	1.58	42,2	1.66	63	915	252	3660	420	16.5	1,14	0.77
38	1-1/2	-24	38,7	1.52	47,3	1.86	51,1	2.01	50	725	200	2900	500	19.7	1,80	1.21
51	2	-32	51,1	2.01	60,5	2.38	63,3	2.49	40	580	160	2320	630	24.8	2,01	1.35

Publication date: July 2021 - Subject to changes without notice

**Please note:** Before using our products with new or untested media, or for applications that are not clearly indicated in the product information, written advice must be obtained from a specialist dealer or a Semperit application engineer. For safety reasons, all products must be inspected regularly for operational safety and replaced in the event of any damage (especially of the cover) or unusual signs of wear and tear. All products must be stored, handled and maintained in accordance with all our respective instructions and DIN 7716:1982. The information in our catalogue as well as each individual datasheet is subject to change at any time without notice since we are constantly developing and improving our products and due to constant technical developments after the latest release date of the catalogue and/or individual datasheets. In order to always have the latest product and safety information make sure you visit our website ([www.semperflex.com](http://www.semperflex.com)) regularly or contact one of our specialist dealers or a Semperit application engineer. All contracts with Semperflex are exclusively subject to our general terms and conditions (available at [www.semperitgroup.com](http://www.semperitgroup.com)).

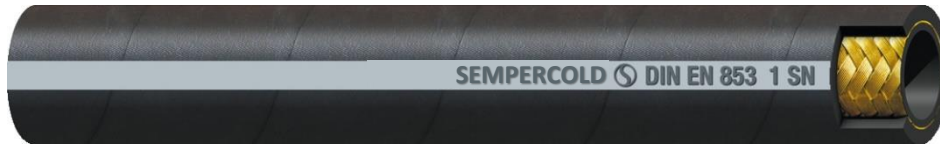
**Important notice:** Our catalogue and any individual datasheet have been prepared with great care in order to provide you with all the information you need. The information contained therein is based on the state-of-the-art industrial technology and many years of experience and testing; whenever indicated for a certain product, we also confirm conformity with the resistance requirements of the media indicated in the product catalogue. However, the individual conditions of storage, maintenance and use decisively affect the safe and durable use of each product. The quality and safety of our products as indicated in the catalogue or individual datasheets are therefore strictly subject to the continuous observance of all specifications and restrictions in our written product information, applicable laws and standards. We reject any liability for safety issues or other consequences due to improper product choice, maintenance or handling (e.g. squashing, rupturing, stretching or filling with non-approved media). Our products must not be used in airplanes or other aerial vehicles under any circumstance. Unless specified otherwise, all hoses are manufactured according to EN853, 856, 857 and SAE J 517. Our products are not designated for the sale to the general public and do not fulfill the conditions for "GS-certification" (voluntary certification related to tested safety).



# DIN EN 853 1SN SEMPERCOLD



Wire braid hydraulic hose meets EN 853 1SN, SAE 100R1 and ISO 1436 1SN  
With temperature range down to -50°C / -58°F



## GENERAL

Tube	Synthetic rubber, resistant against hydraulic fluids (HL, HLP, HLPD, HVLP, HFA, HFAS, HFB, HFC)
Reinforcement	One braid of high tensile steel wire
Cover	Abrasion and ozone resistant synthetic rubber
Temperature range	-50°C to 100°C / -58°F to +212°F
Standard branding	Embossed tape

SEMPERCOLD DIN EN 853 1SN DN 10 TEMPERATUR -50°C UP TO +100°C WP 180 BAR SAE100 R1S 3/8" 2610 PSI .Q..W..z

## TECHNICAL DETAILS

Nominal			Inside		Braid		Outside		Max. working pressure		Min. burst pressure		Min. bend radius		Weight	
mm	inch	dash	mm	inch	mm	inch	mm	inch	bar	psi	bar	psi	mm	inch	kg/m	lbs/ft
6	1/4	-4	6,6	0.26	10,8	0.43	12,9	0.51	225	3265	900	13060	100	3.9	0,18	0.12
8	5/16	-5	8,3	0.32	12,5	0.49	14,7	0.58	215	3120	860	12480	115	4.5	0,22	0.15
10	3/8	-6	9,9	0.39	14,8	0.58	16,7	0.66	180	2610	720	10440	125	4.9	0,29	0.19
12	1/2	-8	13,0	0.51	17,9	0.70	19,9	0.78	160	2320	640	9280	180	7.1	0,36	0.24
16	5/8	-10	16,4	0.65	21,0	0.83	23,2	0.91	130	1885	520	7540	200	7.9	0,42	0.28
19	3/4	-12	19,5	0.77	25,0	0.98	27,1	1.07	105	1525	420	6100	240	9.4	0,53	0.36
25	1	-16	26,0	1.02	32,9	1.30	35,1	1.38	88	1275	352	5100	300	11.8	0,82	0.55
31	1-1/4	-20	32,5	1.28	39,9	1.57	42,5	1.67	63	915	252	3660	420	16.5	1,04	0.70

Publication date: July 2021 - Subject to changes without notice

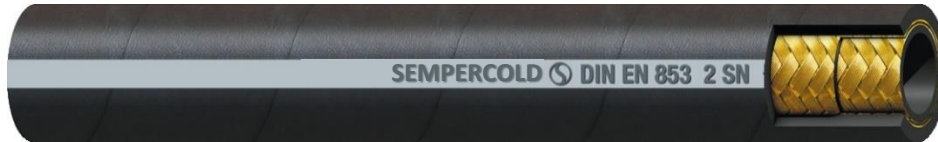
**Please note:** Before using our products with new or untested media, or for applications that are not clearly indicated in the product information, written advice must be obtained from a specialist dealer or a Semperit application engineer. For safety reasons, all products must be inspected regularly for operational safety and replaced in the event of any damage (especially of the cover) or unusual signs of wear and tear. All products must be stored, handled and maintained in accordance with all our respective instructions and DIN 7716:1982. The information in our catalogue as well as each individual datasheet is subject to change at any time without notice since we are constantly developing and improving our products and due to constant technical developments after the latest release date of the catalogue and/or individual datasheets. In order to always have the latest product and safety information make sure you visit our website ([www.semperflex.com](http://www.semperflex.com)) regularly or contact one of our specialist dealers or a Semperit application engineer. All contracts with Semperflex are exclusively subject to our general terms and conditions (available at [www.semperitgroup.com](http://www.semperitgroup.com)).

**Important notice:** Our catalogue and any individual datasheet have been prepared with great care in order to provide you with all the information you need. The information contained therein is based on the state-of-the-art industrial technology and many years of experience and testing; whenever indicated for a certain product, we also confirm conformity with the resistance requirements of the media indicated in the product catalogue. However, the individual conditions of storage, maintenance and use decisively affect the safe and durable use of each product. The quality and safety of our products as indicated in the catalogue or individual datasheets are therefore strictly subject to the continuous observance of all specifications and restrictions in our written product information, applicable laws and standards. We reject any liability for safety issues or other consequences due to improper product choice, maintenance or handling (e.g. squashing, rupturing, stretching or filling with non-approved media). Our products must not be used in airplanes or other aerial vehicles under any circumstance. Unless specified otherwise, all hoses are manufactured according to EN853, 856, 857 and SAE J 517. Our products are not designated for the sale to the general public and do not fulfill the conditions for "GS-certification" (voluntary certification related to tested safety).

# DIN EN 853 2SN SEMPERCOLD



Wire braid hydraulic hose meets EN 853 2SN, SAE 100R2 and ISO 1436 2SN  
With temperature range down to -50°C / -58°F



## GENERAL

Tube	Synthetic rubber, resistant against hydraulic fluids (HL, HLP, HLPD, HVLP, HFA, HFAS, HFB, HFC)
Reinforcement	Two braids of high tensile steel wire
Cover	Abrasion and ozone resistant synthetic rubber
Temperature range	-50°C to 100°C / -58°F to +212°F
Standard branding	Embossed tape

SEMPERCOLD DIN EN 853 2SN DN 10 TEMPERATUR -50°C UP TO +100°C WP 330 BAR SAE100 R2S 3/8" 4785 PSI .Q..W..z

## TECHNICAL DETAILS

Nominal			Inside		Braid		Outside		Max. working pressure		Min. burst pressure		Min. bend radius		Weight	
mm	inch	dash	mm	inch	mm	inch	mm	inch	bar	psi	bar	psi	mm	inch	kg/m	lbs/ft
6	1/4	-4	6,6	0.26	12,4	0.49	14,3	0.56	400	5800	1600	23200	100	3.9	0,31	0.21
8	5/16	-5	8,3	0.33	14,0	0.55	16,0	0.63	350	5075	1400	20300	115	4.5	0,37	0.25
10	3/8	-6	9,9	0.39	16,4	0.65	18,4	0.72	330	4785	1320	19140	130	5.1	0,44	0.30
12	1/2	-8	13,0	0.51	19,4	0.76	21,3	0.84	275	4000	1100	16000	180	7.1	0,53	0.36
16	5/8	-10	16,4	0.65	22,6	0.89	24,6	0.97	250	3625	1000	14500	200	7.9	0,67	0.45
19	3/4	-12	19,5	0.77	26,6	1.05	28,6	1.13	215	3120	860	12480	240	9.4	0,84	0.56
25	1	-16	26,0	1.02	34,5	1.36	37,1	1.46	165	2395	660	9580	300	11.8	1,23	0.83
31	1-1/4	-20	32,5	1.28	43,9	1.73	46,7	1.84	125	1815	500	7260	420	16.5	1,79	1.20

Publication date: July 2021 - Subject to changes without notice

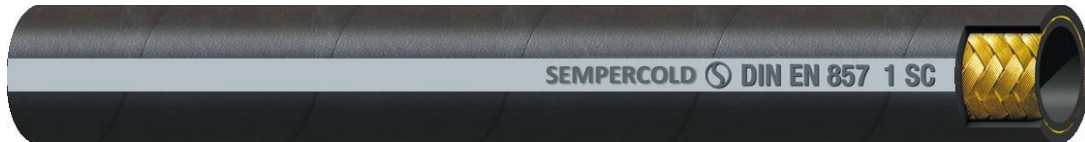
**Please note:** Before using our products with new or untested media, or for applications that are not clearly indicated in the product information, written advice must be obtained from a specialist dealer or a Semperit application engineer. For safety reasons, all products must be inspected regularly for operational safety and replaced in the event of any damage (especially of the cover) or unusual signs of wear and tear. All products must be stored, handled and maintained in accordance with all our respective instructions and DIN 7716:1982. The information in our catalogue as well as each individual datasheet is subject to change at any time without notice since we are constantly developing and improving our products and due to constant technical developments after the latest release date of the catalogue and/or individual datasheets. In order to always have the latest product and safety information make sure you visit our website ([www.semperflex.com](http://www.semperflex.com)) regularly or contact one of our specialist dealers or a Semperit application engineer. All contracts with Semperflex are exclusively subject to our general terms and conditions (available at [www.semperitgroup.com](http://www.semperitgroup.com)).

**Important notice:** Our catalogue and any individual datasheet have been prepared with great care in order to provide you with all the information you need. The information contained therein is based on the state-of-the-art industrial technology and many years of experience and testing; whenever indicated for a certain product, we also confirm conformity with the resistance requirements of the media indicated in the product catalogue. However, the individual conditions of storage, maintenance and use decisively affect the safe and durable use of each product. The quality and safety of our products as indicated in the catalogue or individual datasheets are therefore strictly subject to the continuous observance of all specifications and restrictions in our written product information, applicable laws and standards. We reject any liability for safety issues or other consequences due to improper product choice, maintenance or handling (e.g. squashing, rupturing, stretching or filling with non-approved media). Our products must not be used in airplanes or other aerial vehicles under any circumstance. Unless specified otherwise, all hoses are manufactured according to EN853, 856, 857 and SAE J 517. Our products are not designated for the sale to the general public and do not fulfill the conditions for "GS-certification" (voluntary certification related to tested safety).

# DIN EN 857 1SC SEMPERCOLD



Compact hydraulic hose construction acc. to EN 857 1SC  
With temperature range down to -50°C / -58°F



## GENERAL

Tube	Synthetic rubber, resistant against hydraulic fluids (HL, HLP, HLPD, HVLP, HFA, HFAS, HFB, HFC)
Reinforcement	One braid of high tensile steel wire
Cover	Abrasion and ozone resistant synthetic rubber
Temperature range	-50°C to 100°C / -58°F to +212°F
Standard branding	Embossed tape

SEMPERCOLD DIN EN 857 1SC DN 10 TEMPERATUR -50°C UP TO +100°C WP 180 BAR 2610 PSI .Q..W..z

## TECHNICAL DETAILS

Nominal			Inside		Braid		Outside		Max. working pressure		Min. burst pressure		Min. bend radius		Weight	
mm	inch	dash	mm	inch	mm	inch	mm	inch	bar	psi	bar	psi	mm	inch	kg/m	lbs/ft
6	1/4	-4	6,6	0.26	10,1	0.40	11,9	0.47	225	3265	900	13060	75	3.0	0,16	0.11
8	5/16	-5	8,3	0.33	11,7	0.46	13,7	0.54	215	3120	860	12480	85	3.3	0,20	0.13
10	3/8	-6	9,9	0.39	13,6	0.53	15,7	0.62	180	2610	720	10440	90	3.5	0,24	0.16
12	1/2	-8	13,0	0.51	16,6	0.65	19,4	0.76	160	2320	640	9280	130	5.1	0,33	0.22
16	5/8	-10	16,4	0.65	20,3	0.80	22,3	0.88	130	1885	520	7540	150	5.9	0,39	0.26
19	3/4	-12	19,5	0.77	24,0	0.94	26,0	1.02	105	1525	420	6100	180	7.1	0,49	0.33
25	1	-16	26,0	1.02	31,0	1.22	33,2	1.31	88	1275	352	5100	230	9.1	0,71	0.48

Publication date: July 2021 - Subject to changes without notice

**Please note:** Before using our products with new or untested media, or for applications that are not clearly indicated in the product information, written advice must be obtained from a specialist dealer or a Semperit application engineer. For safety reasons, all products must be inspected regularly for operational safety and replaced in the event of any damage (especially of the cover) or unusual signs of wear and tear. All products must be stored, handled and maintained in accordance with all our respective instructions and DIN 7716:1982. The information in our catalogue as well as each individual datasheet is subject to change at any time without notice since we are constantly developing and improving our products and due to constant technical developments after the latest release date of the catalogue and/or individual datasheets. In order to always have the latest product and safety information make sure you visit our website ([www.semperflex.com](http://www.semperflex.com)) regularly or contact one of our specialist dealers or a Semperit application engineer. All contracts with Semperflex are exclusively subject to our general terms and conditions (available at [www.semperitgroup.com](http://www.semperitgroup.com)).

**Important notice:** Our catalogue and any individual datasheet have been prepared with great care in order to provide you with all the information you need. The information contained therein is based on the state-of-the-art industrial technology and many years of experience and testing; whenever indicated for a certain product, we also confirm conformity with the resistance requirements of the media indicated in the product catalogue. However, the individual conditions of storage, maintenance and use decisively affect the safe and durable use of each product. The quality and safety of our products as indicated in the catalogue or individual datasheets are therefore strictly subject to the continuous observance of all specifications and restrictions in our written product information, applicable laws and standards. We reject any liability for safety issues or other consequences due to improper product choice, maintenance or handling (e.g. squashing, rupturing, stretching or filling with non-approved media). Our products must not be used in airplanes or other aerial vehicles under any circumstance. Unless specified otherwise, all hoses are manufactured according to EN853, 856, 857 and SAE J 517. Our products are not designated for the sale to the general public and do not fulfill the conditions for "GS-certification" (voluntary certification related to tested safety).

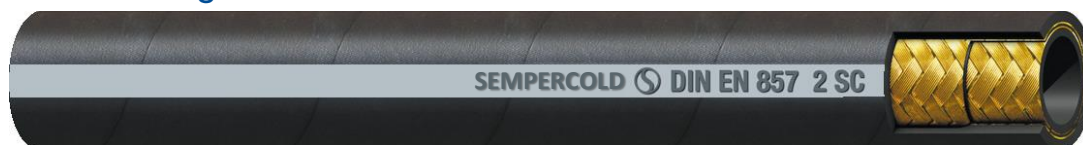


# DIN EN 857 2SC SEMPERCOLD



Compact hydraulic hose construction acc. to EN 857 2SC

With temperature range down to -50°C / -58°F



## GENERAL

Tube	Synthetic rubber, resistant against hydraulic fluids (HL, HLP, HLPD, HVLP, HFA, HFAS, HFB, HFC)
Reinforcement	Two braids of high tensile steel wire
Cover	Abrasion and ozone resistant synthetic rubber
Temperature range	-50°C to 100°C / -58°F to +212°F
Standard branding	Embossed tape

SEMPERCOLD DIN EN 857 2SC DN 10 TEMPERATUR -50°C UP TO +100°C WP 330 BAR 4785 PSI .Q..W..z

## TECHNICAL DETAILS

Nominal			Inside		Braid		Outside		Max. working pressure		Min. burst pressure		Min. bend radius		Weight	
mm	inch	dash	mm	inch	mm	inch	mm	inch	bar	psi	bar	psi	mm	inch	kg/m	lbs/ft
6	1/4	-4	6,6	0.26	11,0	0.43	13,0	0.51	400	5800	1600	23200	75	3.0	0,25	0.17
8	5/16	-5	8,3	0.33	12,9	0.51	14,7	0.58	350	5075	1400	20300	85	3.3	0,32	0.22
10	3/8	-6	9,9	0.39	14,7	0.58	16,6	0.65	330	4785	1320	19140	90	3.5	0,35	0.24
12	1/2	-8	13,0	0.51	18,0	0.71	20,0	0.79	275	3990	1100	15960	130	5.1	0,44	0.30
16	5/8	-10	16,4	0.65	21,9	0.86	23,9	0.94	250	3625	1000	14500	170	6.7	0,61	0.41
19	3/4	-12	19,5	0.77	25,7	1.01	27,6	1.08	215	3120	860	12480	200	7.9	0,77	0.52
25	1	-16	26,0	1.02	32,9	1.30	35,6	1.40	165	2395	660	9580	250	9.8	1,15	0.77

Publication date: July 2021 - Subject to changes without notice

**Please note:** Before using our products with new or untested media, or for applications that are not clearly indicated in the product information, written advice must be obtained from a specialist dealer or a Semperit application engineer. For safety reasons, all products must be inspected regularly for operational safety and replaced in the event of any damage (especially of the cover) or unusual signs of wear and tear. All products must be stored, handled and maintained in accordance with all our respective instructions and DIN 7716:1982. The information in our catalogue as well as each individual datasheet is subject to change at any time without notice since we are constantly developing and improving our products and due to constant technical developments after the latest release date of the catalogue and/or individual datasheets. In order to always have the latest product and safety information make sure you visit our website ([www.semperflex.com](http://www.semperflex.com)) regularly or contact one of our specialist dealers or a Semperit application engineer. All contracts with Semperflex are exclusively subject to our general terms and conditions (available at [www.semperitgroup.com](http://www.semperitgroup.com)).


**Important notice:** Our catalogue and any individual datasheet have been prepared with great care in order to provide you with all the information you need. The information contained therein is based on the state-of-the-art industrial technology and many years of experience and testing; whenever indicated for a certain product, we also confirm conformity with the resistance requirements of the media indicated in the product catalogue. However, the individual conditions of storage, maintenance and use decisively affect the safe and durable use of each product. The quality and safety of our products as indicated in the catalogue or individual datasheets are therefore strictly subject to the continuous observance of all specifications and restrictions in our written product information, applicable laws and standards. We reject any liability for safety issues or other consequences due to improper product choice, maintenance or handling (e.g. squashing, rupturing, stretching or filling with non-approved media). Our products must not be used in airplanes or other aerial vehicles under any circumstance. Unless specified otherwise, all hoses are manufactured according to EN853, 856, 857 and SAE J 517. Our products are not designated for the sale to the general public and do not fulfill the conditions for "GS-certification" (voluntary certification related to tested safety).



# SEMPERCOLD 2SN-K



Compact hydraulic hose construction exceeds DIN EN 857 2SC and SAE 100 R16S  
Higher pressure at reduced bend radii; with temperature range down to -50°C / -58°F



## GENERAL

Tube	Synthetic rubber, resistant against hydraulic fluids (HL, HLP, HLPD, HVLP, HFA, HFAS, HFB, HFC)
Reinforcement	Two braids of high tensile steel wire
Cover	Abrasion and ozone resistant synthetic rubber
Temperature range	-50°C to 100°C / -58°F to +212°F
Standard branding	Embossed tape

SEMPERCOLD 2SN-K TEMPERATUR -50°C UP TO +100°C DN 10 3/8" EXC. EN 857 2SC / SAE 100 R16-S / SAE 100 R19 WP 385 BAR 5585 PSI .Q..W..Z

## TECHNICAL DETAILS

Nominal			Inside		Braid		Outside		Max. working pressure		Min. burst pressure		Min. bend radius		Weight	
mm	inch	dash	mm	inch	mm	inch	mm	inch	bar	psi	bar	psi	mm	inch	kg/m	lbs/ft
6	1/4	-4	6,6	0.26	11,5	0.45	13,4	0.53	450	6525	1800	26100	45	1.8	0,27	0.18
8	5/16	-5	8,3	0.33	13,0	0.51	15,0	0.59	420	6090	1680	24360	60	2.4	0,32	0.22
10	3/8	-6	9,9	0.39	14,7	0.58	16,8	0.66	385	5585	1540	22340	70	2.8	0,38	0.26
12	1/2	-8	13,0	0.51	18,4	0.72	20,5	0.81	350	5075	1400	20300	90	3.5	0,52	0.35
16	5/8	-10	16,4	0.65	21,9	0.86	23,7	0.93	290	4205	1160	16820	130	5.1	0,61	0.41
19	3/4	-12	19,5	0.77	26,0	1.02	27,7	1.09	280	4060	1120	16240	160	6.3	0,79	0.53
25	1	-16	26,0	1.02	32,9	1.30	35,6	1.40	200	2900	800	11600	210	8.3	1,15	0.77
31	1-1/4	-20	32,5	1.28	40,5	1.59	43,5	1.71	175	2540	700	10160	300	11.8	1,57	1.06

**Impulse tested up to 1.000.000 cycles!\***

Publication date: July 2021 - Subject to changes without notice

\*tested acc. to ISO6803:2017  
DN31 tested up to 200.000 cycles

**Please note:** Before using our products with new or untested media, or for applications that are not clearly indicated in the product information, written advice must be obtained from a specialist dealer or a Semperit application engineer. For safety reasons, all products must be inspected regularly for operational safety and replaced in the event of any damage (especially of the cover) or unusual signs of wear and tear. All products must be stored, handled and maintained in accordance with all our respective instructions and DIN 7716:1982. The information in our catalogue as well as each individual datasheet is subject to change at any time without notice since we are constantly developing and improving our products and due to constant technical developments after the latest release date of the catalogue and/or individual datasheets. In order to always have the latest product and safety information make sure you visit our website ([www.semperflex.com](http://www.semperflex.com)) regularly or contact one of our specialist dealers or a Semperit application engineer. All contracts with Semperflex are exclusively subject to our general terms and conditions (available at [www.semperitgroup.com](http://www.semperitgroup.com)).

**Important notice:** Our catalogue and any individual datasheet have been prepared with great care in order to provide you with all the information you need. The information contained therein is based on the state-of-the-art industrial technology and many years of experience and testing; whenever indicated for a certain product, we also confirm conformity with the resistance requirements of the media indicated in the product catalogue. However, the individual conditions of storage, maintenance and use decisively affect the safe and durable use of each product. The quality and safety of our products as indicated in the catalogue or individual datasheets are therefore strictly subject to the continuous observance of all specifications and restrictions in our written product information, applicable laws and standards. We reject any liability for safety issues or other consequences due to improper product choice, maintenance or handling (e.g. squashing, rupturing, stretching or filling with non-approved media). Our products must not be used in airplanes or other aerial vehicles under any circumstance. Unless specified otherwise, all hoses are manufactured according to EN853, 856, 857 and SAE J 517. Our products are not designated for the sale to the general public and do not fulfill the conditions for "GS-certification" (voluntary certification related to tested safety).

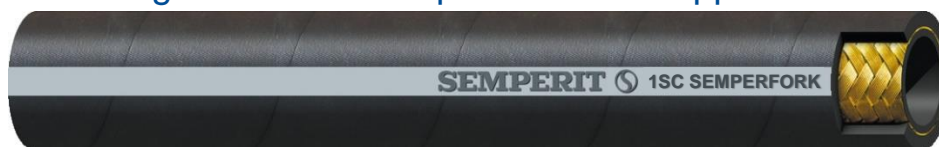




# 1SC SEMPERFORK



1-wire compact hydraulic hose construction for fork lift applications  
 Hose construction designed to maintain pre-tension in application



## GENERAL

Tube	Synthetic rubber, resistant against hydraulic fluids (HL, HLP, HLPD, HVLP, HFA, HFAS, HFB, HFC)
Reinforcement	One braid of high tensile steel wire
Cover	High abrasion and ozone resistant SemperRock cover
Temperature range	-40°C to 100°C / -40°F to +212°F (max 120°C / 248°F intermittent)
Standard branding	White ink-jet (ensure trouble-free rolling behavior over guiding rollers)

**SEMPERIT** 1SC SEMPERFORK DN 10 WP 225 BAR 3625 PSI MSHA IC-8/22. Q . . W . . z

## TECHNICAL DETAILS

Nominal			Inside		Braid		Outside		Max. working pressure		Min. burst pressure		Min. bend radius		Weight	
mm	inch	dash	mm	inch	mm	inch	mm	inch	bar	psi	bar	psi	mm	inch	kg/m	lbs/ft
10	3/8	-6	9,9	0.39	13,5	0.53	15,9	0.63	225	3265	900	13060	90	3.5	0,16	0.11

Publication date: July 2021 - Subject to changes without notice

**Please note:** Before using our products with new or untested media, or for applications that are not clearly indicated in the product information, written advice must be obtained from a specialist dealer or a Semperit application engineer. For safety reasons, all products must be inspected regularly for operational safety and replaced in the event of any damage (especially of the cover) or unusual signs of wear and tear. All products must be stored, handled and maintained in accordance with all our respective instructions and DIN 7716:1982. The information in our catalogue as well as each individual datasheet is subject to change at any time without notice since we are constantly developing and improving our products and due to constant technical developments after the latest release date of the catalogue and/or individual datasheets. In order to always have the latest product and safety information make sure you visit our website ([www.semperflex.com](http://www.semperflex.com)) regularly or contact one of our specialist dealers or a Semperit application engineer. All contracts with Semperflex are exclusively subject to our general terms and conditions (available at [www.semperitgroup.com](http://www.semperitgroup.com)).

**Important notice:** Our catalogue and any individual datasheet have been prepared with great care in order to provide you with all the information you need. The information contained therein is based on the state-of-the-art industrial technology and many years of experience and testing; whenever indicated for a certain product, we also confirm conformity with the resistance requirements of the media indicated in the product catalogue. However, the individual conditions of storage, maintenance and use decisively affect the safe and durable use of each product. The quality and safety of our products as indicated in the catalogue or individual datasheets are therefore strictly subject to the continuous observance of all specifications and restrictions in our written product information, applicable laws and standards. We reject any liability for safety issues or other consequences due to improper product choice, maintenance or handling (e.g. squashing, rupturing, stretching or filling with non-approved media). Our products must not be used in airplanes or other aerial vehicles under any circumstance. Unless specified otherwise, all hoses are manufactured according to EN853, 856, 857 and SAE J 517. Our products are not designated for the sale to the general public and do not fulfill the conditions for "GS-certification" (voluntary certification related to tested safety).








# AGROFLEX



Hydraulic hose isobaric compact construction

Flexible hose for the requirements of agricultural applications



## GENERAL

Tube	Synthetic rubber, resistant against hydraulic fluids (HL, HLP, HLPD, HVLP, HFA, HFAS, HFB, HFC)
Reinforcement	One braid of high tensile steel wire
Cover	Abrasion and ozone resistant synthetic rubber Note: various covers available
Temperature range	-40°C to 100°C / -40°F to +212°F (max 120°C / 248°F intermittent)
Standard branding	White ink-jet

**SEMPERIT** AGROFLEX DN 10 3/8" WP 210 BAR 3000 PSI . Q . . W . . z

## TECHNICAL DETAILS

Nominal			Inside		Braid		Outside		Max. working pressure		Min. burst pressure		Min. bend radius		Weight	
mm	inch	dash	mm	inch	mm	inch	mm	inch	bar	psi	bar	psi	mm	inch	kg/m	lbs/ft
6	1/4	-4	6,6	0.26	10,1	0.40	12,0	0.47	210	3045	840	12180	45	1.8	0,17	0.11
8	5/16	-5	8,3	0.33	11,7	0.46	13,7	0.54	210	3045	840	12180	50	2.0	0,22	0.15
10	3/8	-6	9,9	0.39	13,8	0.54	15,7	0.62	210	3045	840	12180	60	2.4	0,27	0.18
12	1/2	-8	13,0	0.51	17,6	0.69	19,4	0.76	210	3045	840	12180	85	3.3	0,39	0.26

Publication date: July 2021 - Subject to changes without notice

**Please note:** Before using our products with new or untested media, or for applications that are not clearly indicated in the product information, written advice must be obtained from a specialist dealer or a Semperit application engineer. For safety reasons, all products must be inspected regularly for operational safety and replaced in the event of any damage (especially of the cover) or unusual signs of wear and tear. All products must be stored, handled and maintained in accordance with all our respective instructions and DIN 7716:1982. The information in our catalogue as well as each individual datasheet is subject to change at any time without notice since we are constantly developing and improving our products and due to constant technical developments after the latest release date of the catalogue and/or individual datasheets. In order to always have the latest product and safety information make sure you visit our website ([www.semperflex.com](http://www.semperflex.com)) regularly or contact one of our specialist dealers or a Semperit application engineer. All contracts with Semperflex are exclusively subject to our general terms and conditions (available at [www.semperitgroup.com](http://www.semperitgroup.com)).

**Important notice:** Our catalogue and any individual datasheet have been prepared with great care in order to provide you with all the information you need. The information contained therein is based on the state-of-the-art industrial technology and many years of experience and testing; whenever indicated for a certain product, we also confirm conformity with the resistance requirements of the media indicated in the product catalogue. However, the individual conditions of storage, maintenance and use decisively affect the safe and durable use of each product. The quality and safety of our products as indicated in the catalogue or individual datasheets are therefore strictly subject to the continuous observance of all specifications and restrictions in our written product information, applicable laws and standards. We reject any liability for safety issues or other consequences due to improper product choice, maintenance or handling (e.g. squashing, rupturing, stretching or filling with non-approved media). Our products must not be used in airplanes or other aerial vehicles under any circumstance. Unless specified otherwise, all hoses are manufactured according to EN853, 856, 857 and SAE J 517. Our products are not designated for the sale to the general public and do not fulfill the conditions for "GS-certification" (voluntary certification related to tested safety).



# JACKHOSE COMPACT

Hydraulic hose for jacking applications



## GENERAL

Tube	Synthetic rubber, resistant against hydraulic fluids (HL, HLP, HLPD, HVLP, HFA, HFAS, HFB, HFC)
Reinforcement	Two braids of high tensile steel wire
Cover	Abrasion and ozone resistant synthetic rubber
Temperature range	-40°C to 100°C / -40°F to +212°F (max 120°C / 248°F intermittent)
Standard branding	Embossed tape

SEMPERIT JACKHOSE COMPACT DN 10 3/8" WP 10000 PSI . Q . . W . . z

## TECHNICAL DETAILS

Nominal			Inside		Braid		Outside		Max. working pressure		Min. burst pressure		Min. bend radius		Weight	
mm	inch	dash	mm	inch	mm	inch	mm	inch	bar	psi	bar	psi	mm	inch	kg/m	lbs/ft
6	1/4	-4	6,7	0.26	11,4	0.45	13,2	0.52	700	10155	2800	40620	75	3.0	0,18	0.12
10	3/8	-6	9,9	0.39	14,9	0.59	17,0	0.67	700	10155	2800	40620	90	3.5	0,38	0.26

Publication date: July 2021 - Subject to changes without notice

**Please note:** Before using our products with new or untested media, or for applications that are not clearly indicated in the product information, written advice must be obtained from a specialist dealer or a Semperit application engineer. For safety reasons, all products must be inspected regularly for operational safety and replaced in the event of any damage (especially of the cover) or unusual signs of wear and tear. All products must be stored, handled and maintained in accordance with all our respective instructions and DIN 7716:1982. The information in our catalogue as well as each individual datasheet is subject to change at any time without notice since we are constantly developing and improving our products and due to constant technical developments after the latest release date of the catalogue and/or individual datasheets. In order to always have the latest product and safety information make sure you visit our website ([www.semperflex.com](http://www.semperflex.com)) regularly or contact one of our specialist dealers or a Semperit application engineer. All contracts with Semperflex are exclusively subject to our general terms and conditions (available at [www.semperitgroup.com](http://www.semperitgroup.com)).

**Important notice:** Our catalogue and any individual datasheet have been prepared with great care in order to provide you with all the information you need. The information contained therein is based on the state-of-the-art industrial technology and many years of experience and testing; whenever indicated for a certain product, we also confirm conformity with the resistance requirements of the media indicated in the product catalogue. However, the individual conditions of storage, maintenance and use decisively affect the safe and durable use of each product. The quality and safety of our products as indicated in the catalogue or individual datasheets are therefore strictly subject to the continuous observance of all specifications and restrictions in our written product information, applicable laws and standards. We reject any liability for safety issues or other consequences due to improper product choice, maintenance or handling (e.g. squashing, rupturing, stretching or filling with non-approved media). Our products must not be used in airplanes or other aerial vehicles under any circumstance. Unless specified otherwise, all hoses are manufactured according to EN853, 856, 857 and SAE J 517. Our products are not designated for the sale to the general public and do not fulfill the conditions for "GS-certification" (voluntary certification related to tested safety).



# SUPERPAC SPC2



Compact hydraulic hose construction with enhanced technical performance



## GENERAL

Tube	Synthetic rubber, resistant against hydraulic fluids (HL, HLP, HLPD, HVLP, HFA, HFAS, HFB, HFC)
Reinforcement	Two braids of high tensile steel wire
Cover	Abrasion and ozone resistant synthetic rubber Note: various covers available
Temperature range	-40°C to 100°C / -40°F to +212°F (max 120°C / 248°F intermittent)
Standard branding	Embossed tape

SEMPERIT SPC 2 DN12 1/2" WP 380 BAR 5515 PSI . Q . . W . . z

## TECHNICAL DETAILS

Nominal			Inside		Braid		Outside		Max. working pressure		Min. burst pressure		Min. bend radius		Weight	
mm	inch	dash	mm	inch	mm	inch	mm	inch	bar	psi	bar	psi	mm	inch	kg/m	lbs/ft
12	1/2	-8	13,0	0.51	19,3	0.76	21,4	0.84	380	5510	1520	22040	130	5.1	0,59	0.40
16	5/8	-10	16,4	0.65	22,4	0.88	24,7	0.97	350	5075	1400	20300	180	7.1	0,72	0.48
25	1	-16	26,0	1.02	33,8	1.33	35,8	1.41	230	3335	920	13340	240	9.4	1,27	0.85

**Impulse tested up to 400.000 cycles!\***

Publication date: July 2021 - Subject to changes without notice

\*tested acc. to ISO6803:2017

**Please note:** Before using our products with new or untested media, or for applications that are not clearly indicated in the product information, written advice must be obtained from a specialist dealer or a Semperit application engineer. For safety reasons, all products must be inspected regularly for operational safety and replaced in the event of any damage (especially of the cover) or unusual signs of wear and tear. All products must be stored, handled and maintained in accordance with all our respective instructions and DIN 7716:1982. The information in our catalogue as well as each individual datasheet is subject to change at any time without notice since we are constantly developing and improving our products and due to constant technical developments after the latest release date of the catalogue and/or individual datasheets. In order to always have the latest product and safety information make sure you visit our website ([www.semperflex.com](http://www.semperflex.com)) regularly or contact one of our specialist dealers or a Semperit application engineer. All contracts with Semperflex are exclusively subject to our general terms and conditions (available at [www.semperitgroup.com](http://www.semperitgroup.com)).

**Important notice:** Our catalogue and any individual datasheet have been prepared with great care in order to provide you with all the information you need. The information contained therein is based on the state-of-the-art industrial technology and many years of experience and testing; whenever indicated for a certain product, we also confirm conformity with the resistance requirements of the media indicated in the product catalogue. However, the individual conditions of storage, maintenance and use decisively affect the safe and durable use of each product. The quality and safety of our products as indicated in the catalogue or individual datasheets are therefore strictly subject to the continuous observance of all specifications and restrictions in our written product information, applicable laws and standards. We reject any liability for safety issues or other consequences due to improper product choice, maintenance or handling (e.g. squashing, rupturing, stretching or filling with non-approved media). Our products must not be used in airplanes or other aerial vehicles under any circumstance. Unless specified otherwise, all hoses are manufactured according to EN853, 856, 857 and SAE J 517. Our products are not designated for the sale to the general public and do not fulfill the conditions for "GS-certification" (voluntary certification related to tested safety).



## DIN EN 856 4SP



Multispiral hydraulic hose acc. to EN 856 4SP – MSHA approved











### GENERAL

Tube	Synthetic rubber, resistant against hydraulic fluids (HL, HLP, HLPD, HVLP, HFA, HFAS, HFB, HFC)
Reinforcement	Four spiral layers of high tensile steel wire
Cover	Abrasion and ozone resistant synthetic rubber – MSHA approved Note: various covers available
Temperature range	-40°C to 100°C / -40°F to +212°F (max 120°C / 248°F intermittent)
Standard branding	Mylar tape

**SEMPERIT**  DIN EN 856 4SP DN 10 3/8" WP 445 BAR 6455 PSI MSHA IC-8/19 . Q . . 

### TECHNICAL DETAILS

 Nominal			 Inside		 Spiral		 Outside		 Max. working pressure		 Min. burst pressure		 Min. bend radius		 Weight	
mm	inch	dash	mm	inch	mm	inch	mm	inch	bar	psi	bar	psi	mm	inch	kg/m	lbs/ft
10	3/8	-6	9,9	0.39	17,7	0.70	21,0	0.82	445	6455	1780	25820	180	7.1	0,70	0.47
12	1/2	-8	13,0	0.51	20,6	0.81	24,2	0.95	425	6165	1700	24660	230	9.1	0,84	0.56
16	5/8	-10	16,4	0.65	24,2	0.95	27,9	1.10	350	5075	1400	20300	250	9.8	1,13	0.76
19	3/4	-12	19,5	0.77	28,3	1.11	31,9	1.26	350	5075	1400	20300	300	11.8	1,41	0.95
25	1	-16	25,9	1.02	35,1	1.38	39,1	1.54	320	4640	1280	18560	340	13.4	1,85	1.24
31	1-1/4	-20	32,5	1.28	45,9	1.81	51,3	2.02	210	3045	840	12180	460	18.1	3,20	2.15
38	1-1/2	-24	38,7	1.52	52,1	2.05	56,8	2.24	185	2685	740	10740	560	22.0	3,76	2.53
51	2	-32	51,1	2.01	65,4	2.57	70,2	2.76	165	2395	660	9580	660	26.0	4,97	3.34

Publication date: July 2021 - Subject to changes without notice

**Please note:** Before using our products with new or untested media, or for applications that are not clearly indicated in the product information, written advice must be obtained from a specialist dealer or a Semperit application engineer. For safety reasons, all products must be inspected regularly for operational safety and replaced in the event of any damage (especially of the cover) or unusual signs of wear and tear. All products must be stored, handled and maintained in accordance with all our respective instructions and DIN 7716:1982. The information in our catalogue as well as each individual datasheet is subject to change at any time without notice since we are constantly developing and improving our products and due to constant technical developments after the latest release date of the catalogue and/or individual datasheets. In order to always have the latest product and safety information make sure you visit our website ([www.semperflex.com](http://www.semperflex.com)) regularly or contact one of our specialist dealers or a Semperit application engineer. All contracts with Semperflex are exclusively subject to our general terms and conditions (available at [www.semperitgroup.com](http://www.semperitgroup.com)).

**Important notice:** Our catalogue and any individual datasheet have been prepared with great care in order to provide you with all the information you need. The information contained therein is based on the state-of-the-art industrial technology and many years of experience and testing; whenever indicated for a certain product, we also confirm conformity with the resistance requirements of the media indicated in the product catalogue. However, the individual conditions of storage, maintenance and use decisively affect the safe and durable use of each product. The quality and safety of our products as indicated in the catalogue or individual datasheets are therefore strictly subject to the continuous observance of all specifications and restrictions in our written product information, applicable laws and standards. We reject any liability for safety issues or other consequences due to improper product choice, maintenance or handling (e.g. squashing, rupturing, stretching or filling with non-approved media). Our products must not be used in airplanes or other aerial vehicles under any circumstance. Unless specified otherwise, all hoses are manufactured according to EN853, 856, 857 and SAE J 517. Our products are not designated for the sale to the general public and do not fulfill the conditions for "GS-certification" (voluntary certification related to tested safety).

# DIN EN 856 4SH





Multispiral hydraulic hose acc. to EN 856 4SH – MSHA approved











## GENERAL

Tube	Synthetic rubber, resistant against hydraulic fluids (HL, HLP, HLPD, HVLP, HFA, HFAS, HFB, HFC)
Reinforcement	Four spiral layers of high tensile steel wire
Cover	Abrasion and ozone resistant synthetic rubber – MSHA approved Note: various covers available
Temperature range	-40°C to 100°C / -40°F to +212°F (max 120°C / 248°F intermittent)
Standard branding	Mylar tape

**SEMPERIT**  DIN EN 856 4SH DN 25 1" WP 380 BAR 5510 PSI MSHA IC-8/19 . Q . . 

## TECHNICAL DETAILS

 Nominal			 Inside		 Spiral		 Outside		 Max. working pressure		 Min. burst pressure		 Min. bend radius		 Weight	
mm	inch	dash	mm	inch	mm	inch	mm	inch	bar	psi	bar	psi	mm	inch	kg/m	lbs/ft
16	5/8	-10	16,4	0.65	25,0	0.98	28,7	1.13	420	6090	1680	24360	200	7.9	1,26	0.85
19	3/4	-12	19,5	0.77	28,3	1.11	31,9	1.26	420	6090	1680	24360	280	11.0	1,44	0.97
25	1	-16	25,9	1.02	35,4	1.39	38,2	1.50	380	5510	1520	22040	340	13.4	1,99	1.34
31	1-1/4	-20	32,5	1.28	42,3	1.67	46,1	1.81	350	5075	1400	20300	460	18.1	2,55	1.71
38	1-1/2	-24	38,7	1.52	49,2	1.94	53,4	2.10	290	4205	1160	16820	560	22.0	3,26	2.19
51	2	-32	51,1	2.01	63,2	2.49	68,0	2.68	250	3625	1000	14500	700	27.6	4,50	3.02

Publication date: July 2021 - Subject to changes without notice

**Please note:** Before using our products with new or untested media, or for applications that are not clearly indicated in the product information, written advice must be obtained from a specialist dealer or a Semperit application engineer. For safety reasons, all products must be inspected regularly for operational safety and replaced in the event of any damage (especially of the cover) or unusual signs of wear and tear. All products must be stored, handled and maintained in accordance with all our respective instructions and DIN 7716:1982. The information in our catalogue as well as each individual datasheet is subject to change at any time without notice since we are constantly developing and improving our products and due to constant technical developments after the latest release date of the catalogue and/or individual datasheets. In order to always have the latest product and safety information make sure you visit our website ([www.semperflex.com](http://www.semperflex.com)) regularly or contact one of our specialist dealers or a Semperit application engineer. All contracts with Semperflex are exclusively subject to our general terms and conditions (available at [www.semperitgroup.com](http://www.semperitgroup.com)).

**Important notice:** Our catalogue and any individual datasheet have been prepared with great care in order to provide you with all the information you need. The information contained therein is based on the state-of-the-art industrial technology and many years of experience and testing; whenever indicated for a certain product, we also confirm conformity with the resistance requirements of the media indicated in the product catalogue. However, the individual conditions of storage, maintenance and use decisively affect the safe and durable use of each product. The quality and safety of our products as indicated in the catalogue or individual datasheets are therefore strictly subject to the continuous observance of all specifications and restrictions in our written product information, applicable laws and standards. We reject any liability for safety issues or other consequences due to improper product choice, maintenance or handling (e.g. squashing, rupturing, stretching or filling with non-approved media). Our products must not be used in airplanes or other aerial vehicles under any circumstance. Unless specified otherwise, all hoses are manufactured according to EN853, 856, 857 and SAE J 517. Our products are not designated for the sale to the general public and do not fulfill the conditions for "GS-certification" (voluntary certification related to tested safety).



# DIN EN 856 / SAE 100 R12



Multispiral hydraulic hose acc. to EN 856 / SAE 100 R12 – MSHA approved











## GENERAL

Tube	Synthetic rubber, resistant against hydraulic fluids (HL, HLP, HLPD, HVLP, HFA, HFAS, HFB, HFC)
Reinforcement	Four spiral layers of high tensile steel wire
Cover	Abrasion and ozone resistant synthetic rubber – MSHA approved Note: various covers available
Temperature range	-40°C to 121°C / -40°F to +250°F
Standard branding	Mylar tape

**SEMPERIT**  DIN EN 856 / SAE 100 R12 DN 10 3/8" WP 280 BAR 4060 PSI MSHA IC-8/19 . Q . . 

## TECHNICAL DETAILS

 Nominal			 Inside		 Spiral		 Outside		 Max. working pressure		 Min. burst pressure		 Min. bend radius		 Weight	
mm	inch	dash	mm	inch	mm	inch	mm	inch	bar	psi	bar	psi	mm	inch	kg/m	lbs/ft
10	3/8	-6	9,9	0.39	17,4	0.69	20,2	0.79	280	4060	1120	16240	125	4.9	0,67	0.45
12	1/2	-8	13,0	0.51	20,6	0.81	24,2	0.95	280	4060	1120	16240	180	7.1	0,84	0.56
16	5/8	-10	16,4	0.65	24,2	0.95	27,9	1.10	280	4060	1120	16240	200	7.9	1,13	0.76
19	3/4	-12	19,5	0.77	27,9	1.10	30,5	1.20	280	4060	1120	16240	240	9.4	1,33	0.89
25	1	-16	25,9	1.02	35,1	1.38	37,9	1.49	280	4060	1120	16240	300	11.8	1,79	1.20
31	1-1/4	-20	32,5	1.28	44,1	1.73	46,2	1.82	210	3045	840	12180	420	16.5	2,59	1.74
38	1-1/2	-24	38,7	1.52	49,9	1.96	53,3	2.10	175	2540	700	10160	500	19.7	3,23	2.17
51	2	-32	51,1	2.01	63,7	2.51	66,6	2.62	175	2540	700	10160	630	24.8	4,42	2.97

Publication date: July 2021 - Subject to changes without notice


**Please note:** Before using our products with new or untested media, or for applications that are not clearly indicated in the product information, written advice must be obtained from a specialist dealer or a Semperit application engineer. For safety reasons, all products must be inspected regularly for operational safety and replaced in the event of any damage (especially of the cover) or unusual signs of wear and tear. All products must be stored, handled and maintained in accordance with all our respective instructions and DIN 7716:1982. The information in our catalogue as well as each individual datasheet is subject to change at any time without notice since we are constantly developing and improving our products and due to constant technical developments after the latest release date of the catalogue and/or individual datasheets. In order to always have the latest product and safety information make sure you visit our website ([www.semperflex.com](http://www.semperflex.com)) regularly or contact one of our specialist dealers or a Semperit application engineer. All contracts with Semperflex are exclusively subject to our general terms and conditions (available at [www.semperitgroup.com](http://www.semperitgroup.com)).

**Important notice:** Our catalogue and any individual datasheet have been prepared with great care in order to provide you with all the information you need. The information contained therein is based on the state-of-the-art industrial technology and many years of experience and testing; whenever indicated for a certain product, we also confirm conformity with the resistance requirements of the media indicated in the product catalogue. However, the individual conditions of storage, maintenance and use decisively affect the safe and durable use of each product. The quality and safety of our products as indicated in the catalogue or individual datasheets are therefore strictly subject to the continuous observance of all specifications and restrictions in our written product information, applicable laws and standards. We reject any liability for safety issues or other consequences due to improper product choice, maintenance or handling (e.g. squashing, rupturing, stretching or filling with non-approved media). Our products must not be used in airplanes or other aerial vehicles under any circumstance. Unless specified otherwise, all hoses are manufactured according to EN853, 856, 857 and SAE J 517. Our products are not designated for the sale to the general public and do not fulfill the conditions for "GS-certification" (voluntary certification related to tested safety).

# DIN EN 856 / SAE 100 R13



Multispiral hydraulic hose acc. to EN 856 / SAE 100 R13 – MSHA approved











## GENERAL

Tube	Synthetic rubber, resistant against hydraulic fluids (HL, HLP, HLPD, HVLP, HFA, HFAS, HFB, HFC)
Reinforcement	Four spiral layers DN19 – DN25 and six spiral layers DN32 – DN51 of high tensile steel wire
Cover	Abrasion and ozone resistant synthetic rubber – MSHA approved Note: various covers available
Temperature range	-40°C to 121°C / -40°F to +250°F
Standard branding	Mylar tape

**SEMPERIT**  DIN EN 856 / SAE 100 R13 DN 25 1" WP 350 BAR 5075 PSI MSHA IC-8/19 . Q . . 

## TECHNICAL DETAILS

 Nominal			 Inside		 Spiral		 Outside		 Max. working pressure		 Min. burst pressure		 Min. bend radius		 Weight	
mm	inch	dash	mm	inch	mm	inch	mm	inch	bar	psi	bar	psi	mm	inch	kg/m	lbs/ft
19	3/4	-12	19,5	0.77	28,6	1.13	31,7	1.25	350	5075	1400	20300	240	9.4	1,44	0.97
25	1	-16	25,9	1.02	35,4	1.39	38,2	1.50	350	5075	1400	20300	300	11.8	1,99	1.34
31	1-1/4	-20	32,5	1.28	46,9	1.84	50,5	1.99	350	5075	1400	20300	420	16.5	3,93	2.64
38	1-1/2	-24	38,7	1.52	53,9	2.12	57,4	2.26	350	5075	1400	20300	500	19.7	4,93	3.31
51	2	-32	51,1	2.01	67,9	2.67	71,5	2.81	350	5075	1400	20300	630	24.8	6,90	4.64

Publication date: July 2021 - Subject to changes without notice


**Please note:** Before using our products with new or untested media, or for applications that are not clearly indicated in the product information, written advice must be obtained from a specialist dealer or a Semperit application engineer. For safety reasons, all products must be inspected regularly for operational safety and replaced in the event of any damage (especially of the cover) or unusual signs of wear and tear. All products must be stored, handled and maintained in accordance with all our respective instructions and DIN 7716:1982. The information in our catalogue as well as each individual datasheet is subject to change at any time without notice since we are constantly developing and improving our products and due to constant technical developments after the latest release date of the catalogue and/or individual datasheets. In order to always have the latest product and safety information make sure you visit our website ([www.semperflex.com](http://www.semperflex.com)) regularly or contact one of our specialist dealers or a Semperit application engineer. All contracts with Semperflex are exclusively subject to our general terms and conditions (available at [www.semperitgroup.com](http://www.semperitgroup.com)).

**Important notice:** Our catalogue and any individual datasheet have been prepared with great care in order to provide you with all the information you need. The information contained therein is based on the state-of-the-art industrial technology and many years of experience and testing; whenever indicated for a certain product, we also confirm conformity with the resistance requirements of the media indicated in the product catalogue. However, the individual conditions of storage, maintenance and use decisively affect the safe and durable use of each product. The quality and safety of our products as indicated in the catalogue or individual datasheets are therefore strictly subject to the continuous observance of all specifications and restrictions in our written product information, applicable laws and standards. We reject any liability for safety issues or other consequences due to improper product choice, maintenance or handling (e.g. squashing, rupturing, stretching or filling with non-approved media). Our products must not be used in airplanes or other aerial vehicles under any circumstance. Unless specified otherwise, all hoses are manufactured according to EN853, 856, 857 and SAE J 517. Our products are not designated for the sale to the general public and do not fulfill the conditions for "GS-certification" (voluntary certification related to tested safety).

## SAE 100 R15



Multispiral hydraulic hose acc. to SAE 100 R15 – MSHA approved











### GENERAL

Tube	Synthetic rubber, resistant against hydraulic fluids (HL, HLP, HLPD, HVLP, HFA, HFAS, HFB, HFC)
Reinforcement	Four spiral layers DN10 – DN25 and six spiral layers DN31 – DN51 of high tensile steel wire
Cover	Abrasion and ozone resistant synthetic rubber – MSHA approved Note: various covers available
Temperature range	-40°C to 121°C / -40°F to +250°F
Standard branding	Mylar tape

**SEMPERIT**  SAE 100 R15-16 1" WP 420 BAR 6090 PSI MSHA IC-8/19 . Q . . 

### TECHNICAL DETAILS

 Nominal			 Inside		 Spiral		 Outside		 Max. working pressure		 Min. burst pressure		 Min. bend radius		 Weight	
mm	inch	dash	mm	inch	mm	inch	mm	inch	bar	psi	bar	psi	mm	inch	kg/m	lbs/ft
10	3/8	-6	9,9	0.39	17,7	0.70	21,0	0.82	420	6090	1680	24360	150	5.9	0,70	0.47
12	1/2	-8	13,0	0.51	20,6	0.81	24,2	0.95	420	6090	1680	24360	200	7.9	0,84	0.56
16	5/8	-10	16,4	0.65	24,2	0.95	27,9	1.10	420	6090	1680	24360	235	9.3	1,10	0.74
19	3/4	-12	19,5	0.77	28,3	1.11	31,9	1.26	420	6090	1680	24360	265	10.4	1,44	0.97
25	1	-16	25,9	1.02	35,4	1.39	38,2	1.50	420	6090	1680	24360	330	13.	1,99	1.34
31	1-1/4	-20	32,5	1.28	46,9	1.84	50,5	1.99	420	6090	1680	24360	445	17.5	3,93	2.64
38	1-1/2	-24	38,7	1.52	53,9	2.12	57,4	2.26	420	6090	1680	24360	530	20.9	4,93	3.31
51	2	-32	51,1	2.01	67,9	2.67	71,5	2.81	420	6090	1680	24360	600	23.6	6,90	4.64

Publication date: July 2021 - Subject to changes without notice

**Please note:** Before using our products with new or untested media, or for applications that are not clearly indicated in the product information, written advice must be obtained from a specialist dealer or a Semperit application engineer. For safety reasons, all products must be inspected regularly for operational safety and replaced in the event of any damage (especially of the cover) or unusual signs of wear and tear. All products must be stored, handled and maintained in accordance with all our respective instructions and DIN 7716:1982. The information in our catalogue as well as each individual datasheet is subject to change at any time without notice since we are constantly developing and improving our products and due to constant technical developments after the latest release date of the catalogue and/or individual datasheets. In order to always have the latest product and safety information make sure you visit our website ([www.semperflex.com](http://www.semperflex.com)) regularly or contact one of our specialist dealers or a Semperit application engineer. All contracts with Semperflex are exclusively subject to our general terms and conditions (available at [www.semperitgroup.com](http://www.semperitgroup.com)).

**Important notice:** Our catalogue and any individual datasheet have been prepared with great care in order to provide you with all the information you need. The information contained therein is based on the state-of-the-art industrial technology and many years of experience and testing; whenever indicated for a certain product, we also confirm conformity with the resistance requirements of the media indicated in the product catalogue. However, the individual conditions of storage, maintenance and use decisively affect the safe and durable use of each product. The quality and safety of our products as indicated in the catalogue or individual datasheets are therefore strictly subject to the continuous observance of all specifications and restrictions in our written product information, applicable laws and standards. We reject any liability for safety issues or other consequences due to improper product choice, maintenance or handling (e.g. squashing, rupturing, stretching or filling with non-approved media). Our products must not be used in airplanes or other aerial vehicles under any circumstance. Unless specified otherwise, all hoses are manufactured according to EN853, 856, 857 and SAE J 517. Our products are not designated for the sale to the general public and do not fulfill the conditions for "GS-certification" (voluntary certification related to tested safety).





# SEMPERRAIL 4SP



Multispiral hydraulic hose acc. to EN 856 4SP meets EN 45545-2 (HL2-R23)



## GENERAL

Tube	Synthetic rubber, resistant against hydraulic fluids (HL, HLP, HLPD, HVLP, HFA, HFAS, HFB, HFC)
Reinforcement	Four spiral layers of high tensile steel wire
Cover	Abrasion and ozone resistant synthetic rubber – MSHA approved
Temperature range	-40°C to 100°C / -40°F to +212°F (max 120°C / 248°F intermittent)
Standard branding	Embossed tape

SEMPERRAIL DIN EN 856 4SP DN 10 3/8" WP 445 BAR 6455 PSI . Q . . W . . z

## TECHNICAL DETAILS

Nominal			Inside		Spiral		Outside		Max. working pressure		Min. burst pressure		Min. bend radius		Weight	
mm	inch	dash	mm	inch	mm	inch	mm	inch	bar	psi	bar	psi	mm	inch	kg/m	lbs/ft
10	3/8	-6	9,9	0.39	17,7	0.70	21,0	0.82	445	6455	1780	25820	180	7.1	0,7	0.47
12	1/2	-8	13,0	0.51	20,6	0.81	24,2	0.95	425	6165	1700	24660	230	9.1	0,86	0.58
16	5/8	-10	16,4	0.65	24,2	0.95	27,9	1.10	350	5075	1400	20300	250	9.8	1,15	0.77
19	3/4	-12	19,5	0.77	28,3	1.11	31,9	1.26	350	5075	1400	20300	300	11.8	1,43	0.96
25	1	-16	25,9	1.02	35,1	1.38	39,1	1.54	320	4640	1280	18560	340	13.4	1,88	1.26

Publication date: July 2021 - Subject to changes without notice

**Please note:** Before using our products with new or untested media, or for applications that are not clearly indicated in the product information, written advice must be obtained from a specialist dealer or a Semperit application engineer. For safety reasons, all products must be inspected regularly for operational safety and replaced in the event of any damage (especially of the cover) or unusual signs of wear and tear. All products must be stored, handled and maintained in accordance with all our respective instructions and DIN 7716:1982. The information in our catalogue as well as each individual datasheet is subject to change at any time without notice since we are constantly developing and improving our products and due to constant technical developments after the latest release date of the catalogue and/or individual datasheets. In order to always have the latest product and safety information make sure you visit our website ([www.semperflex.com](http://www.semperflex.com)) regularly or contact one of our specialist dealers or a Semperit application engineer. All contracts with Semperflex are exclusively subject to our general terms and conditions (available at [www.semperitgroup.com](http://www.semperitgroup.com)).

**Important notice:** Our catalogue and any individual datasheet have been prepared with great care in order to provide you with all the information you need. The information contained therein is based on the state-of-the-art industrial technology and many years of experience and testing; whenever indicated for a certain product, we also confirm conformity with the resistance requirements of the media indicated in the product catalogue. However, the individual conditions of storage, maintenance and use decisively affect the safe and durable use of each product. The quality and safety of our products as indicated in the catalogue or individual datasheets are therefore strictly subject to the continuous observance of all specifications and restrictions in our written product information, applicable laws and standards. We reject any liability for safety issues or other consequences due to improper product choice, maintenance or handling (e.g. squashing, rupturing, stretching or filling with non-approved media). Our products must not be used in airplanes or other aerial vehicles under any circumstance. Unless specified otherwise, all hoses are manufactured according to EN853, 856, 857 and SAE J 517. Our products are not designated for the sale to the general public and do not fulfill the conditions for "GS-certification" (voluntary certification related to tested safety).

**semperflex®**  
HYDRAULICS  
A MEMBER OF THE SEMPERIT-GROUP



# FLEXLINE 4000





Flexible isobaric multispiral hydraulic hose – MSHA approved  
 Reduced bend radii, exceeds EN 856 / SAE 100 R12











## GENERAL

Tube	Synthetic rubber, resistant against hydraulic fluids (HL, HLP, HLPD, HVLP, HFA, HFAS, HFB, HFC)
Reinforcement	Four spiral layers of high tensile steel wire
Cover	Abrasion and ozone resistant synthetic rubber – MSHA approved Note: various covers available
Temperature range	-40°C to 121°C / -40°F to +250°F
Standard branding	Mylar tape

SEMPERIT  FLEXLINE 4000 DN 10 3/8" WP 280 BAR 4060 PSI MSHA IC-8/19 . Q . . 

## TECHNICAL DETAILS

 Nominal			 Inside		 Spiral		 Outside		 Max. working pressure		 Min. burst pressure		 Min. bend radius		 Weight	
mm	inch	dash	mm	inch	mm	inch	mm	inch	bar	psi	bar	psi	mm	inch	kg/m	lbs/ft
10	3/8	-6	9,9	0.39	17,4	0.69	20,2	0.79	280	4060	1120	16240	65	2.6	0,67	0.45
12	1/2	-8	13,0	0.51	20,6	0.81	24,2	0.95	280	4060	1120	16240	90	3.5	0,84	0.56
16	5/8	-10	16,4	0.65	24,2	0.95	27,9	1.10	280	4060	1120	16240	100	3.9	1,13	0.76
19	3/4	-12	19,5	0.77	27,9	1.10	30,5	1.20	280	4060	1120	16240	120	4.7	1,33	0.89
25	1	-16	25,9	1.02	35,1	1.38	37,9	1.49	280	4060	1120	16240	150	5.9	1,79	1.20

Publication date: July 2021 - Subject to changes without notice

**Please note:** Before using our products with new or untested media, or for applications that are not clearly indicated in the product information, written advice must be obtained from a specialist dealer or a Semperit application engineer. For safety reasons, all products must be inspected regularly for operational safety and replaced in the event of any damage (especially of the cover) or unusual signs of wear and tear. All products must be stored, handled and maintained in accordance with all our respective instructions and DIN 7716:1982. The information in our catalogue as well as each individual datasheet is subject to change at any time without notice since we are constantly developing and improving our products and due to constant technical developments after the latest release date of the catalogue and/or individual datasheets. In order to always have the latest product and safety information make sure you visit our website ([www.semperflex.com](http://www.semperflex.com)) regularly or contact one of our specialist dealers or a Semperit application engineer. All contracts with Semperflex are exclusively subject to our general terms and conditions (available at [www.semperitgroup.com](http://www.semperitgroup.com)).

**Important notice:** Our catalogue and any individual datasheet have been prepared with great care in order to provide you with all the information you need. The information contained therein is based on the state-of-the-art industrial technology and many years of experience and testing; whenever indicated for a certain product, we also confirm conformity with the resistance requirements of the media indicated in the product catalogue. However, the individual conditions of storage, maintenance and use decisively affect the safe and durable use of each product. The quality and safety of our products as indicated in the catalogue or individual datasheets are therefore strictly subject to the continuous observance of all specifications and restrictions in our written product information, applicable laws and standards. We reject any liability for safety issues or other consequences due to improper product choice, maintenance or handling (e.g. squashing, rupturing, stretching or filling with non-approved media). Our products must not be used in airplanes or other aerial vehicles under any circumstance. Unless specified otherwise, all hoses are manufactured according to EN853, 856, 857 and SAE J 517. Our products are not designated for the sale to the general public and do not fulfill the conditions for "GS-certification" (voluntary certification related to tested safety).

# FLEXLINE 5000



The high flexible multispiral compact hydraulic hose with reduced bend radii and bending force meets ISO 18752 – CC



## GENERAL

Tube	Synthetic rubber, resistant against hydraulic fluids (HL, HLP, HLPD, HVLP, HFA, HFAS, HFB, HFC) and bio-degradable hydraulic fluids
Reinforcement	Four (4S) or six (6S) high tensile steel wire
Cover	Abrasion and ozone resistant synthetic rubber – MSHA approved Note: MSHA and SemperRock cover available
Temperature range	-40°C to 121°C / -40°F to +250°F
Standard branding	Mylar tape

SEMPERIT  FLEXLINE 5000 DN 10 3/8" WP 380 BAR 5510 PSI ISO 18752-CC MEETS PERFORMANCE SAE100 R13 MSHA IC-8/19 MADE IN EUROPE . Q . . . . .

## TECHNICAL DETAILS

Nominal			Reinforcement layers	Inside		Spiral		Outside		Max. working pressure		Min. burst pressure		Min. bend radius		Weight	
mm	inch	dash		mm	inch	mm	inch	mm	inch	bar	psi	bar	psi	mm	inch	kg/m	lbs/ft
10	3/8	-6	4	9,9	0.39	17,7	0.70	20,2	0.79	380	5510	1520	22040	65	2.6	0,67	0.45
12	1/2	-8	4	13,0	0.51	20,6	0.81	22,9	0.90	380	5510	1520	22040	90	3.5	0,78	0.52
16	5/8	-10	4	16,4	0.65	24,2	0.95	26,5	1.04	380	5510	1520	22040	100	3.9	1,05	0.71
19	3/4	-12	4	19,5	0.77	27,9	1.10	30,5	1.20	380	5510	1520	22040	120	4.7	1,33	0.89
25	1	-16	4	25,9	1.02	35,1	1.38	37,9	1.49	350	5075	1400	20300	150	5.9	1,79	1.20
31	1-1/4	-20	4	32,5	1.28	42,3	1.67	45,9	1.81	350	5075	1400	20300	210	8.3	2,55	1.71
38	1-1/2	-24	4	38,7	1.52	49,2	1.94	53,4	2.10	350	5075	1400	20300	250	9.8	3,26	2.19
38	1-1/2	-24	6	38,7	1.52	53,9	2.12	57,4	2.26	350	5075	1400	20300	460	18.1	4,93	3.31
51	2	-32	6	51,1	2.01	67,9	2.67	71,5	2.81	350	5075	1400	20300	540	21.3	6,90	4.64

**Impulse tested up to 500.000 cycles!\***

Publication date: July 2021 - Subject to changes without notice

\*tested acc. to ISO6803:2017


**Please note:** Before using our products with new or untested media, or for applications that are not clearly indicated in the product information, written advice must be obtained from a specialist dealer or a Semperit application engineer. For safety reasons, all products must be inspected regularly for operational safety and replaced in the event of any damage (especially of the cover) or unusual signs of wear and tear. All products must be stored, handled and maintained in accordance with all our respective instructions and DIN 7716:1982. The information in our catalogue as well as each individual datasheet is subject to change at any time without notice since we are constantly developing and improving our products and due to constant technical developments after the latest release date of the catalogue and/or individual datasheets. In order to always have the latest product and safety information make sure you visit our website ([www.semperflex.com](http://www.semperflex.com)) regularly or contact one of our specialist dealers or a Semperit application engineer. All contracts with Semperflex are exclusively subject to our general terms and conditions (available at [www.semperitgroup.com](http://www.semperitgroup.com)).

**Important notice:** Our catalogue and any individual datasheet have been prepared with great care in order to provide you with all the information you need. The information contained therein is based on the state-of-the-art industrial technology and many years of experience and testing; whenever indicated for a certain product, we also confirm conformity with the resistance requirements of the media indicated in the product catalogue. However, the individual conditions of storage, maintenance and use decisively affect the safe and durable use of each product. The quality and safety of our products as indicated in the catalogue or individual datasheets are therefore strictly subject to the continuous observance of all specifications and restrictions in our written product information, applicable laws and standards. We reject any liability for safety issues or other consequences due to improper product choice, maintenance or handling (e.g. squashing, rupturing, stretching or filling with non-approved media). Our products must not be used in airplanes or other aerial vehicles under any circumstance. Unless specified otherwise, all hoses are manufactured according to EN853, 856, 857 and SAE J 517. Our products are not designated for the sale to the general public and do not fulfill the conditions for "GS-certification" (voluntary certification related to tested safety).

# FLEXLINE 6000




The high flexible multispiral compact hydraulic hose with reduced bend radii and bending force meets ISO 18752 – CC and exceeds SAE100 R15



## GENERAL

Tube	Synthetic rubber, resistant against hydraulic fluids (HL, HLP, HLPD, HVLP, HFA, HFAS, HFB, HFC) and bio-degradable hydraulic fluids
Reinforcement	Four (4S) or six (6S) high tensile steel wire
Cover	Abrasion and ozone resistant synthetic rubber – MSHA approved Note: MSHA and SemperRock cover available
Temperature range	-40°C to 121°C / -40°F to +250°F
Standard branding	Mylar tape

SEMPERIT  FLEXLINE 6000 DN 10 3/8" WP 420 BAR 6090 PSI ISO 18752-CC / exc. SAE100 R15 MSHA IC-8/19 MADE IN EUROPE . Q . . . . .

## TECHNICAL DETAILS

Nominal			Reinforcement layers	Inside		Spiral		Outside		Max. working pressure		Min. burst pressure		Min. bend radius		Weight	
mm	inch	dash		mm	inch	mm	inch	mm	inch	bar	psi	bar	psi	mm	inch	kg/m	lbs/ft
10	3/8	-6	4	9,9	0.39	17,7	0.70	20,2	0.79	420	6090	1680	24360	65	2.6	0,67	0.45
12	1/2	-8	4	13,0	0.51	20,6	0.81	22,9	0.90	420	6090	1680	24360	90	3.5	0,78	0.52
16	5/8	-10	4	16,4	0.65	24,2	0.95	26,5	1.04	420	6090	1680	24360	100	3.9	1,05	0.71
19	3/4	-12	4	19,5	0.77	28,3	1.11	30,5	1.20	420	6090	1680	24360	120	4.7	1,36	0.91
25	1	-16	4	25,9	1.02	35,4	1.39	37,5	1.48	420	6090	1680	24360	150	5.9	1,95	1.31
31	1-1/4	-20	4	32,5	1.28	43,5	1.71	47,3	1.86	420	6090	1680	24360	400	15.7	3,01	2.02
31	1-1/4	-20	6	32,5	1.28	46,9	1.84	50,5	1.99	420	6090	1680	24360	400	15.7	3,77	2.53
38	1-1/2	-24	6	38,7	1.52	53,9	2.12	57,4	2.26	420	6090	1680	24360	460	18.1	4,93	3.31
51	2	-32	6	51,1	2.01	67,9	2.67	71,5	2.81	420	6090	1680	24360	540	21.3	6,89	4.63

**Impulse tested up to 500.000 cycles!\***

Publication date: July 2021 - Subject to changes without notice

\*tested acc. to ISO6803:2017

**Please note:** Before using our products with new or untested media, or for applications that are not clearly indicated in the product information, written advice must be obtained from a specialist dealer or a Semperit application engineer. For safety reasons, all products must be inspected regularly for operational safety and replaced in the event of any damage (especially of the cover) or unusual signs of wear and tear. All products must be stored, handled and maintained in accordance with all our respective instructions and DIN 7716:1982. The information in our catalogue as well as each individual datasheet is subject to change at any time without notice since we are constantly developing and improving our products and due to constant technical developments after the latest release date of the catalogue and/or individual datasheets. In order to always have the latest product and safety information make sure you visit our website ([www.semperflex.com](http://www.semperflex.com)) regularly or contact one of our specialist dealers or a Semperit application engineer. All contracts with Semperflex are exclusively subject to our general terms and conditions (available at [www.semperitgroup.com](http://www.semperitgroup.com)).

**Important notice:** Our catalogue and any individual datasheet have been prepared with great care in order to provide you with all the information you need. The information contained therein is based on the state-of-the-art industrial technology and many years of experience and testing; whenever indicated for a certain product, we also confirm conformity with the resistance requirements of the media indicated in the product catalogue. However, the individual conditions of storage, maintenance and use decisively affect the safe and durable use of each product. The quality and safety of our products as indicated in the catalogue or individual datasheets are therefore strictly subject to the continuous observance of all specifications and restrictions in our written product information, applicable laws and standards. We reject any liability for safety issues or other consequences due to improper product choice, maintenance or handling (e.g. squashing, rupturing, stretching or filling with non-approved media). Our products must not be used in airplanes or other aerial vehicles under any circumstance. Unless specified otherwise, all hoses are manufactured according to EN853, 856, 857 and SAE J 517. Our products are not designated for the sale to the general public and do not fulfill the conditions for "GS-certification" (voluntary certification related to tested safety).



# FLEXLINE PLUS



The high flexible multi-spiral compact hydraulic hose with reduced bend radii and increased working pressure exceeds performance of EN856 4SP and 4SH



## GENERAL

Tube	Synthetic rubber, resistant against hydraulic fluids (HL, HLP, HLPD, HVLP, HFA, HFAS, HFB, HFC) and bio-degradable hydraulic fluids
Reinforcement	Four high tensile steel wire
Cover	Abrasion and ozone resistant synthetic rubber MSHA, SemperRock and SemperShield (DN10-DN25) cover available
Temperature range	-40°C to 100°C / -40°F to +212°F (max 120°C / 248°F intermittent)
Standard branding	Mylar tape

**SEMPERIT**  FLEXLINE PLUS DN 10 3/8" WP 470 BAR 6815 EXCEEDS PERFORMANCE EN 856 4SP MSHA IC-8/19 MADE IN EUROPE . Q . . 

## TECHNICAL DETAILS

Nominal		Inside		Spiral		Outside		Max. working pressure		Min. burst pressure		Min. bend radius		Weight		Requirements as per EN856 4SP/4SH			
mm	inch	dash	mm	inch	mm	inch	mm	inch	bar	psi	bar	psi	mm	inch	kg/m	lbs/ft	Type	Working Pressure	Bend radius
10	3/8	-6	9,9	0.39	17,7	0.70	20,2	0.79	470	6815	1880	27260	60	2.4	0,69	0.46	Exceeds 4SP	445	180
12	1/2	-8	13,0	0.51	20,6	0.81	22,9	0.90	470	6815	1880	27260	85	3.3	0,79	0.53	Exceeds 4SP	415	230
16	5/8	-10	16,4	0.65	25,0	0.98	27,2	1.07	470	6815	1880	27260	100	3.9	1,17	0.79	Exceeds 4SH	420	200
19	3/4	-12	19,5	0.77	28,3	1.11	30,5	1.20	450	6525	1800	26100	120	4.7	1,36	0.91	Exceeds 4SH	320	280
25	1	-16	25,9	1.02	35,4	1.39	37,5	1.48	440	6380	1760	25520	150	5.9	1,94	1.30	Exceeds 4SH	380	340
31	1-1/4	-20	32,5	1.28	42,7	1.68	46,5	1.83	370	5365	1480	21460	210	8.3	2,70	1.81	Exceeds 4SH	325	460
38	1-1/2	-24	38,7	1.52	49,2	1.94	53,4	2.10	320	4640	1280	18560	250	9.8	3,31	2.22	Exceeds 4SH	290	560
51	2	-32	51,1	2.01	63,2	2.49	68,0	2.68	280	4060	1120	16240	390	15.4	4,42	2.97	Exceeds 4SH	250	700

**Impulse tested up to 1.000.000 cycles!\***

Publication date: July 2021 - Subject to changes without notice

\*tested acc. to ISO6803:2017

**Please note:** Before using our products with new or untested media, or for applications that are not clearly indicated in the product information, written advice must be obtained from a specialist dealer or a Semperit application engineer. For safety reasons, all products must be inspected regularly for operational safety and replaced in the event of any damage (especially of the cover) or unusual signs of wear and tear. All products must be stored, handled and maintained in accordance with all our respective instructions and DIN 7716:1982. The information in our catalogue as well as each individual datasheet is subject to change at any time without notice since we are constantly developing and improving our products and due to constant technical developments after the latest release date of the catalogue and/or individual datasheets. In order to always have the latest product and safety information make sure you visit our website ([www.semperflex.com](http://www.semperflex.com)) regularly or contact one of our specialist dealers or a Semperit application engineer. All contracts with Semperflex are exclusively subject to our general terms and conditions (available at [www.semperitgroup.com](http://www.semperitgroup.com)).


**Important notice:** Our catalogue and any individual datasheet have been prepared with great care in order to provide you with all the information you need. The information contained therein is based on the state-of-the-art industrial technology and many years of experience and testing; whenever indicated for a certain product, we also confirm conformity with the resistance requirements of the media indicated in the product catalogue. However, the individual conditions of storage, maintenance and use decisively affect the safe and durable use of each product. The quality and safety of our products as indicated in the catalogue or individual datasheets are therefore strictly subject to the continuous observance of all specifications and restrictions in our written product information, applicable laws and standards. We reject any liability for safety issues or other consequences due to improper product choice, maintenance or handling (e.g. squashing, rupturing, stretching or filling with non-approved media). Our products must not be used in airplanes or other aerial vehicles under any circumstance. Unless specified otherwise, all hoses are manufactured according to EN853, 856, 857 and SAE J 517. Our products are not designated for the sale to the general public and do not fulfill the conditions for "GS-certification" (voluntary certification related to tested safety).



# SEMPERMAX



Ultra High Pressure Hydraulic Spiral Hose with 500+ Bar Technology











## GENERAL

Tube	Synthetic rubber, resistant against hydraulic fluids (HL, HLP, HLPD, HVLP, HFA, HFAS, HFB, HFC)
Reinforcement	Four spiral layers DN19 – DN25 and six spiral layers DN32 of high tensile steel wire
Cover	SemperRock Abrasion and ozone resistant synthetic rubber – MSHA approved / SemperShield cover available on request
Temperature range	-40°C to 100°C / -40°F to +212°F (max 120°C / 248°F intermittent)
Standard branding	Mylar tape

**SEMPERIT**  SEMPERMAX SEMPERROCK DN 25 1" WP 560 BAR 8120 PSI MSHA IC-8/22 MADE IN EUROPE . Q . . 

## TECHNICAL DETAILS

 Nominal			 Inside		 Spiral		 Outside		 Max. working pressure		 Min. burst pressure		 Min. bend radius		 Weight	
mm	inch	dash	mm	inch	mm	inch	mm	inch	bar	psi	bar	psi	mm	inch	kg/m	lbs/ft
19	3/4	-12	19,5	0.77	29,1	1.14	31,4	1.24	560	8120	2240	32480	270	10.6	1,57	1.06
25	1	-16	25,9	1.02	36,7	1.44	38,9	1.53	560	8120	2240	32480	300	11.8	2,29	1.54
31	1-1/4	-20	32,5	1.28	46,9	1.84	50,5	1.99	525	7610	2100	30440	420	16.5	4,12	2.77

Designed for today's highest demanding hydraulic systems:

- Hydrostatic Drive Applications (working pressure up to 560bar)
- Highest Pressure applications (forestry, large construction, agriculture)

Publication date: July 2021 - Subject to changes without notice

**Please note:** Before using our products with new or untested media, or for applications that are not clearly indicated in the product information, written advice must be obtained from a specialist dealer or a Semperit application engineer. For safety reasons, all products must be inspected regularly for operational safety and replaced in the event of any damage (especially of the cover) or unusual signs of wear and tear. All products must be stored, handled and maintained in accordance with all our respective instructions and DIN 7716:1982. The information in our catalogue as well as each individual datasheet is subject to change at any time without notice since we are constantly developing and improving our products and due to constant technical developments after the latest release date of the catalogue and/or individual datasheets. In order to always have the latest product and safety information make sure you visit our website ([www.semperflex.com](http://www.semperflex.com)) regularly or contact one of our specialist dealers or a Semperit application engineer. All contracts with Semperflex are exclusively subject to our general terms and conditions (available at [www.semperitgroup.com](http://www.semperitgroup.com)).

**Important notice:** Our catalogue and any individual datasheet have been prepared with great care in order to provide you with all the information you need. The information contained therein is based on the state-of-the-art industrial technology and many years of experience and testing; whenever indicated for a certain product, we also confirm conformity with the resistance requirements of the media indicated in the product catalogue. However, the individual conditions of storage, maintenance and use decisively affect the safe and durable use of each product. The quality and safety of our products as indicated in the catalogue or individual datasheets are therefore strictly subject to the continuous observance of all specifications and restrictions in our written product information, applicable laws and standards. We reject any liability for safety issues or other consequences due to improper product choice, maintenance or handling (e.g. squashing, rupturing, stretching or filling with non-approved media). Our products must not be used in airplanes or other aerial vehicles under any circumstance. Unless specified otherwise, all hoses are manufactured according to EN853, 856, 857 and SAE J 517. Our products are not designated for the sale to the general public and do not fulfill the conditions for "GS-certification" (voluntary certification related to tested safety).

# 3

**PRESSURE WASHER HOSES –  
GENERAL INFORMATION**

## TEMPERATURE AND RESISTANCE

Semperit pressure washer hoses are designed for cold and hot water applications up to 155°C /311°F.

Semperjet hoses are generally resistant against cold and hot water, with many cleaning agents, at recommended concentration and application temperature.

In case of any insecurities about cleaning agents or other conditions of use, make sure to clarify those with our technical specialists .

**Not suitable for steam or oil.**

**Caution:** The hose's inner surface (inner liner) must be appropriate for the medium used in application, as otherwise the hose can be damaged or destroyed by the working medium or its contents and eventually fail, which can result in (partial or serious) material damage and personal injury.

Our pressure washer hoses are not designated for sale to the general public and do not fulfill the conditions for "GS-certification" (voluntary certification related to tested safety). If you or your customers should intend to sell our pressure washer hoses to the general public / or in case you require pressure washer hoses suited for GS-certification please contact a Semperit specialist.

**For safety reasons, in case of individual questions or uncertainties about the choice, use or proper handling, please contact a Semperit specialist.**



DN		SEMPERJET 1 SN	SEMPERJET 2 SN	SEMPERJET 210	SEMPERJET 250	SEMPERJET LONGLIFE 400	SEMPERJET LONGLIFE 500	SEMPERJET ECO 3000	SEMPERJET ECO 4000	SEMPERJET ECO 5000	SEMPERJET ECO 6000	
Working pressure [wp] in bar												
mm	inch	dash	[wp]	[wp]	[wp]	[wp]	[wp]	[wp]	[wp]	[wp]	[wp]	
6	1/4	-4	250	400	210	250	400	500	210	276	350	414
8	5/16	-5	220	400		250	400	500	210	276	350	414
10	3/8	6	220	400		250	400	500	210	280	350	420
12	1/2	-8	220	400		250	400	500	210	276	350	414
16	5/8	-10	130									

DN		SEMPERJET 1 SN	SEMPERJET 2 SN	SEMPERJET 210	SEMPERJET 250	SEMPERJET LONGLIFE 400	SEMPERJET LONGLIFE 500	SEMPERJET ECO 3000	SEMPERJET ECO 4000	SEMPERJET ECO 5000	SEMPERJET ECO 6000	
Bend radius [br] in mm												
mm	inch	dash	[br]	[br]	[br]	[br]	[br]	[br]	[br]	[br]	[br]	
6	1/4	-4	100	100	35	35	75	55	35	35	75	75
8	5/16	-5	115	115		65	85	60	65	65	85	85
10	3/8	6	125	125		75	90	70	65	65	90	65
12	1/2	-8	180	180		100	130	90	100	100	130	130
16	5/8	-10	200									

**SEMPERIT HOSES FOR PRESSURE WASHER APPLICATIONS**

Semperit is one of the largest producers of pressure washer hoses worldwide, and is specialized in the production and marketing of these products. Leading brands rely on Semperit hoses in their equipment.

**MODULAR SYSTEM FOR PRESSURE WASHER HOSES**

1 HOSES	2 COVERS	3 BRANDINGS
 <p><b>HOSE</b></p> <p><b>Semperjet 1SN + 2SN</b> Typical after-sales market hoses for many applications</p> <p><b>Advantages:</b></p> <ul style="list-style-type: none"> <li>• Solid construction</li> <li>• Good service lifetime</li> <li>• Multifitting compability with dimensions following SAE100 /EN853</li> <li>• Easy to crimp</li> </ul> <p><b>Special compact construction</b></p> <p><b>Advantages:</b></p> <ul style="list-style-type: none"> <li>• Increased working pressure</li> <li>• Small diameters, low weight</li> <li>• Very flexible and light</li> </ul>	 <p><b>COVER</b></p> <p><b>Black</b> Standard for pressure washer hoses</p> <p><b>Blue</b></p> <p><b>Grey</b></p> <p><b>Antiabrasion (UHMPE foil)</b> Pinpricked possible on special request</p> <p>All covers wrapped</p>	 <p><b>BRANDING</b></p> <p><b>Embossed Branding</b> Standard for pressure washer hoses</p> <p><b>Mylar Tape Branding</b></p> <p><b>Inkjet Branding</b></p>

Please contact our sales department to discuss details.



# 4

## PRESSURE WASHER HOSE TYPES

# SEMPERJET 1SN





High pressure hose for pressure washer applications, exceeds ISO 7751 class 6  
 Dimensions and tolerances acc. to DIN EN 853 1SN  
 For cold and hot water up to 155°C (310°F)











## GENERAL

Tube	Synthetic rubber, resistant against cold and hot water with usual cleaning agents
Reinforcement	One braid of high tensile steel wire
Cover	Abrasion and ozone resistant synthetic rubber Standard cover: Black, blue or grey (Available on request with black, blue and grey cover acc. to committee for Product Safety AfPS GS 2019:01 / Category 2 b.)
Temperature range	-10°C to 155°C / 14°F to +310°F
Standard branding	Embossed tape

SEMPERJET  1SN DN 10 3/8" 220 BAR 22 Mpa 155°C . Q . . W . . z 

## TECHNICAL DETAILS

 Nominal			 Inside		 Braid		 Outside		 Max. working pressure		 Min. burst pressure		 Min. bend radius		 Weight	
mm	inch	dash	mm	inch	mm	inch	mm	inch	bar	psi	bar	psi	mm	inch	kg/m	lbs/ft
6	1/4	-4	6,6	0.26	10,8	0.43	12,9	0.51	250	3625	900	13055	100	3.9	0,18	0.12
8	5/16	-5	8,3	0.32	12,5	0.49	14,7	0.58	220	3190	860	12475	115	4.5	0,23	0.15
10	3/8	-6	9,9	0.39	14,8	0.58	16,7	0.66	220	3190	720	10445	125	4.9	0,29	0.19
12	1/2	-8	13,0	0.51	17,9	0.70	19,9	0.78	220	3190	640	9280	180	7.1	0,37	0.25
16	5/8	-10	16,4	0.65	21,0	0.83	23,2	0.91	130	1885	520	7540	200	7.9	0,43	0.29

Publication date: July 2021 - Subject to changes without notice

Not suitable for steam and oil hydraulic applications


**Please note:** Before using our products with new or untested media, or for applications that are not clearly indicated in the product information, written advice must be obtained from a specialist dealer or a Semperit application engineer. For safety reasons, all products must be inspected regularly for operational safety and replaced in the event of any damage (especially of the cover) or unusual signs of wear and tear. All products must be stored, handled and maintained in accordance with all our respective instructions and DIN 7716:1982. The information in our catalogue as well as each individual datasheet is subject to change at any time without notice since we are constantly developing and improving our products and due to constant technical developments after the latest release date of the catalogue and/or individual datasheets. In order to always have the latest product and safety information make sure you visit our website ([www.semperflex.com](http://www.semperflex.com)) regularly or contact one of our specialist dealers or a Semperit application engineer. All contracts with Semperflex are exclusively subject to our general terms and conditions (available at [www.semperitgroup.com](http://www.semperitgroup.com)).

**Important notice:** Our catalogue and any individual datasheet have been prepared with great care in order to provide you with all the information you need. The information contained therein is based on the state-of-the-art industrial technology and many years of experience and testing; whenever indicated for a certain product, we also confirm conformity with the resistance requirements of the media indicated in the product catalogue. However, the individual conditions of storage, maintenance and use decisively affect the safe and durable use of each product. The quality and safety of our products as indicated in the catalogue or individual datasheets are therefore strictly subject to the continuous observance of all specifications and restrictions in our written product information, applicable laws and standards. We reject any liability for safety issues or other consequences due to improper product choice, maintenance or handling (e.g. squashing, rupturing, stretching or filling with non-approved media). Our products must not be used in airplanes or other aerial vehicles under any circumstance. Unless specified otherwise, all hoses are manufactured according to EN853, 856, 857 and SAE J 517. Our products are not designated for the sale to the general public and do not fulfill the conditions for "GS-certification" (voluntary certification related to tested safety).

# SEMPERJET 2SN



High pressure hose for pressure washer applications, exceeds EN1829-2 and ISO 7751 class 6, dimensions and tolerances acc. to DIN EN 853 2SN  
For cold and hot water up to 155°C (310°F)











## GENERAL

Tube	Synthetic rubber, resistant against cold and hot water with usual cleaning agents
Reinforcement	Two braids of high tensile steel wire
Cover	Abrasion and ozone resistant synthetic rubber Standard cover: Black, blue or grey (Available on request with black, blue and grey cover acc. to committee for Product Safety AfPS GS 2019:01 / Category 2 b.)
Temperature range	-10°C to 155°C / 14°F to +310°F
Standard branding	Embossed tape

SEMPERJET  2SN DN 10 3/8" 400 BAR 40 Mpa 155°C . Q . . W . . z 

## TECHNICAL DETAILS

 Nominal			 Inside		 Braid		 Outside		 Max. working pressure		 Min. burst pressure		 Min. bend radius		 Weight	
mm	inch	dash	mm	inch	mm	inch	mm	inch	bar	psi	bar	psi	mm	inch	kg/m	lbs/ft
6	1/4	-4	6,6	0.26	12,4	0.49	14,3	0.56	400	5800	1600	23205	100	3.9	0,31	0.21
8	5/16	-5	8,3	0.33	14,0	0.55	16,0	0.63	400	5800	1400	20305	115	4.5	0,37	0.25
10	3/8	-6	9,9	0.39	16,4	0.65	18,4	0.72	400	5800	1320	19145	125	4.9	0,44	0.30
12	1/2	-8	13,0	0.51	19,4	0.76	21,3	0.84	400	5800	1100	15955	180	7.1	0,56	0.38

Publication date: July 2021 - Subject to changes without notice

Not suitable for steam and oil hydraulic applications

**Please note:** Before using our products with new or untested media, or for applications that are not clearly indicated in the product information, written advice must be obtained from a specialist dealer or a Semperit application engineer. For safety reasons, all products must be inspected regularly for operational safety and replaced in the event of any damage (especially of the cover) or unusual signs of wear and tear. All products must be stored, handled and maintained in accordance with all our respective instructions and DIN 7716:1982. The information in our catalogue as well as each individual datasheet is subject to change at any time without notice since we are constantly developing and improving our products and due to constant technical developments after the latest release date of the catalogue and/or individual datasheets. In order to always have the latest product and safety information make sure you visit our website ([www.semperflex.com](http://www.semperflex.com)) regularly or contact one of our specialist dealers or a Semperit application engineer. All contracts with Semperflex are exclusively subject to our general terms and conditions (available at [www.semperitgroup.com](http://www.semperitgroup.com)).

**Important notice:** Our catalogue and any individual datasheet have been prepared with great care in order to provide you with all the information you need. The information contained therein is based on the state-of-the-art industrial technology and many years of experience and testing; whenever indicated for a certain product, we also confirm conformity with the resistance requirements of the media indicated in the product catalogue. However, the individual conditions of storage, maintenance and use decisively affect the safe and durable use of each product. The quality and safety of our products as indicated in the catalogue or individual datasheets are therefore strictly subject to the continuous observance of all specifications and restrictions in our written product information, applicable laws and standards. We reject any liability for safety issues or other consequences due to improper product choice, maintenance or handling (e.g. squashing, rupturing, stretching or filling with non-approved media). Our products must not be used in airplanes or other aerial vehicles under any circumstance. Unless specified otherwise, all hoses are manufactured according to EN853, 856, 857 and SAE J 517. Our products are not designated for the sale to the general public and do not fulfill the conditions for "GS-certification" (voluntary certification related to tested safety).



# SEMPERJET 210





High pressure hose for pressure washer applications, compact construction exceeds ISO 7751 class 6, for cold and hot water up to 155°C (310°F)  
 Extraordinary flexibility – 35mm bend radius











## GENERAL

Tube	Synthetic rubber, resistant against cold and hot water with usual cleaning agents
Reinforcement	One braid of high tensile steel wire
Cover	Abrasion and ozone resistant synthetic rubber Standard cover: Black, blue or grey (Available on request with black, blue and grey cover acc. to committee for Product Safety AfPS GS 2019:01 / Category 2 b.)
Temperature range	-10°C to 155°C / 14°F to +310°F
Standard branding	Embossed tape

SEMPERJET  210 DN 6 1/4" 210 BAR 21 Mpa 155°C . Q . . W . . z 

## TECHNICAL DETAILS

 Nominal			 Inside		 Braid		 Outside		 Max. working pressure		 Min. burst pressure		 Min. bend radius		 Weight	
mm	inch	dash	mm	inch	mm	inch	mm	inch	bar	psi	bar	psi	mm	inch	kg/m	lbs/ft
6	1/4	-4	6,6	0.26	10,0	0.39	11,7	0.46	210	3045	840	12185	35	1.4	0,14	0.09

Publication date: July 2021 - Subject to changes without notice

Not suitable for steam and oil hydraulic applications


**Please note:** Before using our products with new or untested media, or for applications that are not clearly indicated in the product information, written advice must be obtained from a specialist dealer or a Semperit application engineer. For safety reasons, all products must be inspected regularly for operational safety and replaced in the event of any damage (especially of the cover) or unusual signs of wear and tear. All products must be stored, handled and maintained in accordance with all our respective instructions and DIN 7716:1982. The information in our catalogue as well as each individual datasheet is subject to change at any time without notice since we are constantly developing and improving our products and due to constant technical developments after the latest release date of the catalogue and/or individual datasheets. In order to always have the latest product and safety information make sure you visit our website ([www.semperflex.com](http://www.semperflex.com)) regularly or contact one of our specialist dealers or a Semperit application engineer. All contracts with Semperflex are exclusively subject to our general terms and conditions (available at [www.semperitgroup.com](http://www.semperitgroup.com)).

**Important notice:** Our catalogue and any individual datasheet have been prepared with great care in order to provide you with all the information you need. The information contained therein is based on the state-of-the-art industrial technology and many years of experience and testing; whenever indicated for a certain product, we also confirm conformity with the resistance requirements of the media indicated in the product catalogue. However, the individual conditions of storage, maintenance and use decisively affect the safe and durable use of each product. The quality and safety of our products as indicated in the catalogue or individual datasheets are therefore strictly subject to the continuous observance of all specifications and restrictions in our written product information, applicable laws and standards. We reject any liability for safety issues or other consequences due to improper product choice, maintenance or handling (e.g. squashing, rupturing, stretching or filling with non-approved media). Our products must not be used in airplanes or other aerial vehicles under any circumstance. Unless specified otherwise, all hoses are manufactured according to EN853, 856, 857 and SAE J 517. Our products are not designated for the sale to the general public and do not fulfill the conditions for "GS-certification" (voluntary certification related to tested safety).

# SEMPERJET 250





High pressure hose for pressure washer applications  
 Compact construction exceeds ISO 7751 class 6  
 For cold and hot water up to 155°C (310°F)











## GENERAL

Tube	Synthetic rubber, resistant against cold and hot water with usual cleaning agents
Reinforcement	One braid of high tensile steel wire
Cover	Abrasion and ozone resistant synthetic rubber Standard cover: Black, blue or grey (Available on request with black, blue and grey cover acc. to committee for Product Safety AfPS GS 2019:01 / Category 2 b.)
Temperature range	-10°C to 155°C / 14°F to +310°F
Standard branding	Embossed tape

SEMPERJET  250 DN 10 3/8" 250 BAR 25 Mpa 155°C . Q . . W . . z 

## TECHNICAL DETAILS

 Nominal			 Inside		 Braid		 Outside		 Max. working pressure		 Min. burst pressure		 Min. bend radius		 Weight	
mm	inch	dash	mm	inch	mm	inch	mm	inch	bar	psi	bar	psi	mm	inch	kg/m	lbs/ft
6	1/4	-4	6,6	0.26	10,0	0.39	11,8	0.46	250	3625	1000	14505	35	1.4	0,16	0.11
8	5/16	-5	8,3	0.33	11,7	0.46	13,7	0.54	250	3625	1000	14505	65	2.6	0,21	0.14
10	3/8	-6	9,9	0.39	13,5	0.53	16,5	0.65	250	3625	950	13780	75	3.0	0,29	0.19
12	1/2	-8	13,0	0.51	17,1	0.67	19,5	0.77	250	3625	840	12185	100	3.9	0,39	0.26

Publication date: July 2021 - Subject to changes without notice

Not suitable for steam and oil hydraulic applications

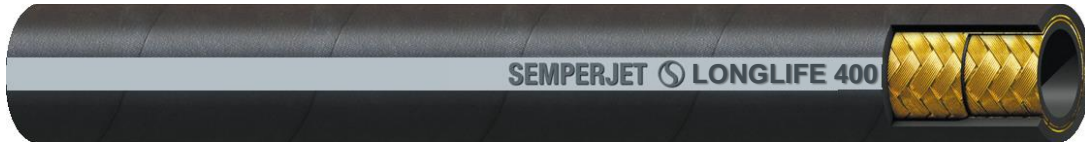
**Please note:** Before using our products with new or untested media, or for applications that are not clearly indicated in the product information, written advice must be obtained from a specialist dealer or a Semperit application engineer. For safety reasons, all products must be inspected regularly for operational safety and replaced in the event of any damage (especially of the cover) or unusual signs of wear and tear. All products must be stored, handled and maintained in accordance with all our respective instructions and DIN 7716:1982. The information in our catalogue as well as each individual datasheet is subject to change at any time without notice since we are constantly developing and improving our products and due to constant technical developments after the latest release date of the catalogue and/or individual datasheets. In order to always have the latest product and safety information make sure you visit our website ([www.semperflex.com](http://www.semperflex.com)) regularly or contact one of our specialist dealers or a Semperit application engineer. All contracts with Semperflex are exclusively subject to our general terms and conditions (available at [www.semperitgroup.com](http://www.semperitgroup.com)).

**Important notice:** Our catalogue and any individual datasheet have been prepared with great care in order to provide you with all the information you need. The information contained therein is based on the state-of-the-art industrial technology and many years of experience and testing; whenever indicated for a certain product, we also confirm conformity with the resistance requirements of the media indicated in the product catalogue. However, the individual conditions of storage, maintenance and use decisively affect the safe and durable use of each product. The quality and safety of our products as indicated in the catalogue or individual datasheets are therefore strictly subject to the continuous observance of all specifications and restrictions in our written product information, applicable laws and standards. We reject any liability for safety issues or other consequences due to improper product choice, maintenance or handling (e.g. squashing, rupturing, stretching or filling with non-approved media). Our products must not be used in airplanes or other aerial vehicles under any circumstance. Unless specified otherwise, all hoses are manufactured according to EN853, 856, 857 and SAE J 517. Our products are not designated for the sale to the general public and do not fulfill the conditions for "GS-certification" (voluntary certification related to tested safety).

# SEMPERJET Longlife 400



High pressure hose for pressure washer applications, compact construction exceeds EN 1829-2 and ISO 7751 class 6

Dimensions and tolerances acc. to DIN EN 857 2SC, for cold and hot water up to 155°C (310°F)











## GENERAL

Tube	Synthetic rubber, resistant against cold and hot water with usual cleaning agents
Reinforcement	Two braids of high tensile steel wire
Cover	Abrasion and ozone resistant synthetic rubber Standard cover: Black, blue or grey (Available on request with black, blue and grey cover acc. to committee for Product Safety AfPS GS 2019:01 / Category 2 b.)
Temperature range	-10°C to 155°C / 14°F to +310°F
Standard branding	Embossed tape

SEMPERJET  LONGLIFE 400 DN 10 3/8" 400 BAR 40 Mpa 155°C . Q . . W . . z 

## TECHNICAL DETAILS

 Nominal			 Inside		 Braid		 Outside		 Max. working pressure		 Min. burst pressure		 Min. bend radius		 Weight	
mm	inch	dash	mm	inch	mm	inch	mm	inch	bar	psi	bar	psi	mm	inch	kg/m	lbs/ft
6	1/4	-4	6,6	0.26	11,0	0.43	13,0	0.51	400	5800	1600	23205	75	3.0	0,26	0.17
8	5/16	-5	8,3	0.33	12,7	0.50	14,6	0.57	400	5800	1400	20305	85	3.3	0,32	0.22
10	3/8	-6	9,9	0.39	14,7	0.58	16,6	0.65	400	5800	1320	19145	90	3.5	0,37	0.25
12	1/2	-8	13,0	0.51	18,0	0.71	20,0	0.79	400	5800	1100	15955	130	5.1	0,45	0.30

Publication date: July 2021 - Subject to changes without notice

Not suitable for steam and oil hydraulic applications

**Please note:** Before using our products with new or untested media, or for applications that are not clearly indicated in the product information, written advice must be obtained from a specialist dealer or a Semperit application engineer. For safety reasons, all products must be inspected regularly for operational safety and replaced in the event of any damage (especially of the cover) or unusual signs of wear and tear. All products must be stored, handled and maintained in accordance with all our respective instructions and DIN 7716:1982. The information in our catalogue as well as each individual datasheet is subject to change at any time without notice since we are constantly developing and improving our products and due to constant technical developments after the latest release date of the catalogue and/or individual datasheets. In order to always have the latest product and safety information make sure you visit our website ([www.semperflex.com](http://www.semperflex.com)) regularly or contact one of our specialist dealers or a Semperit application engineer. All contracts with Semperflex are exclusively subject to our general terms and conditions (available at [www.semperitgroup.com](http://www.semperitgroup.com)).

**Important notice:** Our catalogue and any individual datasheet have been prepared with great care in order to provide you with all the information you need. The information contained therein is based on the state-of-the-art industrial technology and many years of experience and testing; whenever indicated for a certain product, we also confirm conformity with the resistance requirements of the media indicated in the product catalogue. However, the individual conditions of storage, maintenance and use decisively affect the safe and durable use of each product. The quality and safety of our products as indicated in the catalogue or individual datasheets are therefore strictly subject to the continuous observance of all specifications and restrictions in our written product information, applicable laws and standards. We reject any liability for safety issues or other consequences due to improper product choice, maintenance or handling (e.g. squashing, rupturing, stretching or filling with non-approved media). Our products must not be used in airplanes or other aerial vehicles under any circumstance. Unless specified otherwise, all hoses are manufactured according to EN853, 856, 857 and SAE J 517. Our products are not designated for the sale to the general public and do not fulfill the conditions for "GS-certification" (voluntary certification related to tested safety).





# SEMPERJET Longlife 500

High pressure hose for pressure washer applications, compact construction exceeds EN 1829-2 and ISO 7751 class 6  
For cold and hot water up to 155°C (310°F)











## GENERAL

Tube	Synthetic rubber, resistant against cold and hot water with usual cleaning agents
Reinforcement	Two braids of high tensile steel wire
Cover	Abrasion and ozone resistant synthetic rubber Standard cover: Black, blue or grey (Available on request with black, blue and grey cover acc. to committee for Product Safety AfPS GS 2019:01 / Category 2 b.)
Temperature range	-10°C to 155°C / 14°F to +310°F
Standard branding	Embossed tape

SEMPERJET  LONGLIFE 500 DN 10 3/8" 500 BAR 50 Mpa 155°C . Q . . W . . z 

## TECHNICAL DETAILS

 Nominal			 Inside		 Braid		 Outside		 Max. working pressure		 Min. burst pressure		 Min. bend radius		 Weight	
mm	inch	dash	mm	inch	mm	inch	mm	inch	bar	psi	bar	psi	mm	inch	kg/m	lbs/ft
6	1/4	-4	6,6	0.26	11,5	0.45	13,1	0.52	500	7250	1600	23205	55	2.2	0,28	0.19
8	5/16	-5	8,3	0.32	12,8	0.50	14,5	0.57	500	7250	1600	23205	60	2.4	0,31	0.21
10	3/8	-6	9,9	0.39	14,8	0.58	16,9	0.67	500	7250	1540	22335	70	2.8	0,39	0.26
12	1/2	-8	13,0	0.51	18,4	0.72	20,4	0.80	500	7250	1380	20015	90	3.5	0,56	0.38

Publication date: July 2021 - Subject to changes without notice

Not suitable for steam and oil hydraulic applications


**Please note:** Before using our products with new or untested media, or for applications that are not clearly indicated in the product information, written advice must be obtained from a specialist dealer or a Semperit application engineer. For safety reasons, all products must be inspected regularly for operational safety and replaced in the event of any damage (especially of the cover) or unusual signs of wear and tear. All products must be stored, handled and maintained in accordance with all our respective instructions and DIN 7716:1982. The information in our catalogue as well as each individual datasheet is subject to change at any time without notice since we are constantly developing and improving our products and due to constant technical developments after the latest release date of the catalogue and/or individual datasheets. In order to always have the latest product and safety information make sure you visit our website ([www.semperflex.com](http://www.semperflex.com)) regularly or contact one of our specialist dealers or a Semperit application engineer. All contracts with Semperflex are exclusively subject to our general terms and conditions (available at [www.semperitgroup.com](http://www.semperitgroup.com)).

**Important notice:** Our catalogue and any individual datasheet have been prepared with great care in order to provide you with all the information you need. The information contained therein is based on the state-of-the-art industrial technology and many years of experience and testing; whenever indicated for a certain product, we also confirm conformity with the resistance requirements of the media indicated in the product catalogue. However, the individual conditions of storage, maintenance and use decisively affect the safe and durable use of each product. The quality and safety of our products as indicated in the catalogue or individual datasheets are therefore strictly subject to the continuous observance of all specifications and restrictions in our written product information, applicable laws and standards. We reject any liability for safety issues or other consequences due to improper product choice, maintenance or handling (e.g. squashing, rupturing, stretching or filling with non-approved media). Our products must not be used in airplanes or other aerial vehicles under any circumstance. Unless specified otherwise, all hoses are manufactured according to EN853, 856, 857 and SAE J 517. Our products are not designated for the sale to the general public and do not fulfill the conditions for "GS-certification" (voluntary certification related to tested safety).

# SEMPERJET ECO 3000





High pressure hose for pressure washer applications, exceeds ISO 7751 class 6  
For cold and hot water up to 155°C (310°F)



## GENERAL

Tube	Synthetic rubber, resistant against cold and hot water with usual cleaning agents
Reinforcement	One braid of high tensile steel wire
Cover	Abrasion and ozone resistant synthetic rubber Standard cover: Black, blue or grey
Temperature range	-10°C to 155°C / 14°F to +310°F
Standard branding	Embossed tape

SEMPERJET  ECO 3000 DN 10 3/8" 210 BAR 3000 PSI . Q . . W . . z 

## TECHNICAL DETAILS

Nominal			Inside		Braid		Outside		Max. working pressure		Min. burst pressure		Min. bend radius		Weight	
mm	inch	dash	mm	inch	mm	inch	mm	inch	bar	psi	bar	psi	mm	inch	kg/m	lbs/ft
6	1/4	-4	6,6	0.26	10,4	0.41	12,0	0.47	210	3045	630	9140	35	1.4	0,18	0.12
8	5/16	-5	8,3	0.32	11,9	0.47	13,6	0.54	210	3045	630	9140	65	2.6	0,20	0.13
10*	3/8	-6	9,9	0.39	13,4	0.53	15,1	0.59	210	3045	630	9140	75	3.0	0,22	0.15
12	1/2	-8	13,0	0.51	17,6	0.69	19,4	0.76	210	3045	630	9140	100	3.9	0,37	0.25

\*s-version

Publication date: July 2021 - Subject to changes without notice

Not suitable for steam and oil hydraulic applications


**Please note:** Before using our products with new or untested media, or for applications that are not clearly indicated in the product information, written advice must be obtained from a specialist dealer or a Semperit application engineer. For safety reasons, all products must be inspected regularly for operational safety and replaced in the event of any damage (especially of the cover) or unusual signs of wear and tear. All products must be stored, handled and maintained in accordance with all our respective instructions and DIN 7716:1982. The information in our catalogue as well as each individual datasheet is subject to change at any time without notice since we are constantly developing and improving our products and due to constant technical developments after the latest release date of the catalogue and/or individual datasheets. In order to always have the latest product and safety information make sure you visit our website ([www.semperflex.com](http://www.semperflex.com)) regularly or contact one of our specialist dealers or a Semperit application engineer. All contracts with Semperflex are exclusively subject to our general terms and conditions (available at [www.semperitgroup.com](http://www.semperitgroup.com)).

**Important notice:** Our catalogue and any individual datasheet have been prepared with great care in order to provide you with all the information you need. The information contained therein is based on the state-of-the-art industrial technology and many years of experience and testing; whenever indicated for a certain product, we also confirm conformity with the resistance requirements of the media indicated in the product catalogue. However, the individual conditions of storage, maintenance and use decisively affect the safe and durable use of each product. The quality and safety of our products as indicated in the catalogue or individual datasheets are therefore strictly subject to the continuous observance of all specifications and restrictions in our written product information, applicable laws and standards. We reject any liability for safety issues or other consequences due to improper product choice, maintenance or handling (e.g. squashing, rupturing, stretching or filling with non-approved media). Our products must not be used in airplanes or other aerial vehicles under any circumstance. Unless specified otherwise, all hoses are manufactured according to EN853, 856, 857 and SAE J 517. Our products are not designated for the sale to the general public and do not fulfill the conditions for "GS-certification" (voluntary certification related to tested safety).

# SEMPERJET ECO 4000





High pressure hose for pressure washer applications, exceeds ISO 7751 class 6  
For cold and hot water up to 155°C (310°F)











## GENERAL

Tube	Synthetic rubber, resistant against cold and hot water with usual cleaning agents
Reinforcement	One braid of high tensile steel wire
Cover	Abrasion and ozone resistant synthetic rubber Standard cover: Black, blue or grey
Temperature range	-10°C to 155°C / 14°F to +310°F
Standard branding	Embossed tape

SEMPERJET  ECO 4000 DN 10 3/8" 280 BAR 4060 PSI . Q . . W . . z 

## TECHNICAL DETAILS

 Nominal			 Inside		 Braid		 Outside		 Max. working pressure		 Min. burst pressure		 Min. bend radius		 Weight	
mm	inch	dash	mm	inch	mm	inch	mm	inch	bar	psi	bar	psi	mm	inch	kg/m	lbs/ft
6	1/4	-4	6,6	0.26	10,4	0.41	12,0	0.47	276	4000	828	12010	35	1.4	0,18	0.12
8	5/16	-5	8,3	0.32	11,9	0.47	13,7	0.54	276	4000	828	12010	65	2.6	0,20	0.13
10*	3/8	-6	9,9	0.39	13,4	0.53	15,1	0.59	280	4060	840	12185	65	2.6	0,22	0.15
12	1/2	-8	13,0	0.51	17,6	0.69	19,4	0.76	276	4000	828	12010	100	3.9	0,37	0.25

\*s-version

Publication date: July 2021 - Subject to changes without notice

Not suitable for steam and oil hydraulic applications

**Please note:** Before using our products with new or untested media, or for applications that are not clearly indicated in the product information, written advice must be obtained from a specialist dealer or a Semperit application engineer. For safety reasons, all products must be inspected regularly for operational safety and replaced in the event of any damage (especially of the cover) or unusual signs of wear and tear. All products must be stored, handled and maintained in accordance with all our respective instructions and DIN 7716:1982. The information in our catalogue as well as each individual datasheet is subject to change at any time without notice since we are constantly developing and improving our products and due to constant technical developments after the latest release date of the catalogue and/or individual datasheets. In order to always have the latest product and safety information make sure you visit our website ([www.semperflex.com](http://www.semperflex.com)) regularly or contact one of our specialist dealers or a Semperit application engineer. All contracts with Semperflex are exclusively subject to our general terms and conditions (available at [www.semperitgroup.com](http://www.semperitgroup.com)).

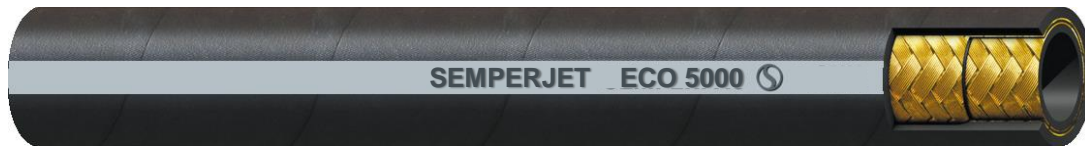
**Important notice:** Our catalogue and any individual datasheet have been prepared with great care in order to provide you with all the information you need. The information contained therein is based on the state-of-the-art industrial technology and many years of experience and testing; whenever indicated for a certain product, we also confirm conformity with the resistance requirements of the media indicated in the product catalogue. However, the individual conditions of storage, maintenance and use decisively affect the safe and durable use of each product. The quality and safety of our products as indicated in the catalogue or individual datasheets are therefore strictly subject to the continuous observance of all specifications and restrictions in our written product information, applicable laws and standards. We reject any liability for safety issues or other consequences due to improper product choice, maintenance or handling (e.g. squashing, rupturing, stretching or filling with non-approved media). Our products must not be used in airplanes or other aerial vehicles under any circumstance. Unless specified otherwise, all hoses are manufactured according to EN853, 856, 857 and SAE J 517. Our products are not designated for the sale to the general public and do not fulfill the conditions for "GS-certification" (voluntary certification related to tested safety).



# SEMPERJET ECO 5000





High pressure hose for pressure washer applications, exceeds ISO 7751 class 6  
For cold and hot water up to 155°C (310°F)











## GENERAL

Tube	Synthetic rubber, resistant against cold and hot water with usual cleaning agents
Reinforcement	Two braids of high tensile steel wire
Cover	Abrasion and ozone resistant synthetic rubber Standard cover: Black, blue or grey
Temperature range	-10°C to 155°C / 14°F to +310°F
Standard branding	Embossed tape

SEMPERJET  ECO 5000 DN 10 3/8" 350 BAR 5000 PSI . Q . . W . . z 

## TECHNICAL DETAILS

 Nominal			 Inside		 Braid		 Outside		 Max. working pressure		 Min. burst pressure		 Min. bend radius		 Weight	
mm	inch	dash	mm	inch	mm	inch	mm	inch	bar	psi	bar	psi	mm	inch	kg/m	lbs/ft
6	1/4	-4	6,6	0.26	11,7	0.46	13,6	0.54	350	5075	1050	15230	75	3.0	0,30	0.20
8	5/16	-5	8,3	0.32	13,1	0.51	15,3	0.60	350	5075	1050	15230	85	3.3	0,34	0.23
10*	3/8	-6	9,9	0.39	14,5	0.57	16,3	0.64	350	5075	1050	15230	90	3.5	0,33	0.22
12	1/2	-8	13,0	0.51	18,8	0.74	21,0	0.83	350	5075	1050	15230	130	5.1	0,59	0.40

\*s-version

Publication date: July 2021 - Subject to changes without notice

Not suitable for steam and oil hydraulic applications

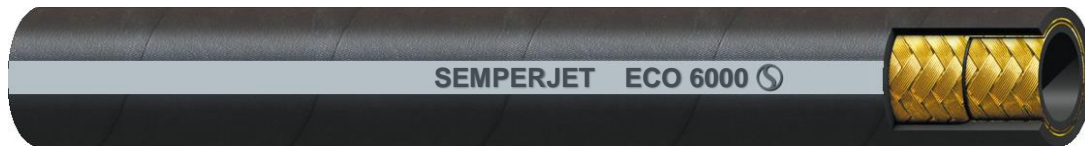
**Please note:** Before using our products with new or untested media, or for applications that are not clearly indicated in the product information, written advice must be obtained from a specialist dealer or a Semperit application engineer. For safety reasons, all products must be inspected regularly for operational safety and replaced in the event of any damage (especially of the cover) or unusual signs of wear and tear. All products must be stored, handled and maintained in accordance with all our respective instructions and DIN 7716:1982. The information in our catalogue as well as each individual datasheet is subject to change at any time without notice since we are constantly developing and improving our products and due to constant technical developments after the latest release date of the catalogue and/or individual datasheets. In order to always have the latest product and safety information make sure you visit our website ([www.semperflex.com](http://www.semperflex.com)) regularly or contact one of our specialist dealers or a Semperit application engineer. All contracts with Semperflex are exclusively subject to our general terms and conditions (available at [www.semperitgroup.com](http://www.semperitgroup.com)).

**Important notice:** Our catalogue and any individual datasheet have been prepared with great care in order to provide you with all the information you need. The information contained therein is based on the state-of-the-art industrial technology and many years of experience and testing; whenever indicated for a certain product, we also confirm conformity with the resistance requirements of the media indicated in the product catalogue. However, the individual conditions of storage, maintenance and use decisively affect the safe and durable use of each product. The quality and safety of our products as indicated in the catalogue or individual datasheets are therefore strictly subject to the continuous observance of all specifications and restrictions in our written product information, applicable laws and standards. We reject any liability for safety issues or other consequences due to improper product choice, maintenance or handling (e.g. squashing, rupturing, stretching or filling with non-approved media). Our products must not be used in airplanes or other aerial vehicles under any circumstance. Unless specified otherwise, all hoses are manufactured according to EN853, 856, 857 and SAE J 517. Our products are not designated for the sale to the general public and do not fulfill the conditions for "GS-certification" (voluntary certification related to tested safety).

# SEMPERJET ECO 6000





High pressure hose for pressure washer applications, exceeds ISO 7751 class 6  
For cold and hot water up to 155°C (310°F)



## GENERAL

Tube	Synthetic rubber, resistant against cold and hot water with usual cleaning agents
Reinforcement	Two braids of high tensile steel wire
Cover	Abrasion and ozone resistant synthetic rubber Standard cover: Black, blue or grey
Temperature range	-10°C to 155°C / 14°F to +310°F
Standard branding	Embossed tape

SEMPERJET  ECO 6000 DN 10 3/8" 420 BAR 6090 PSI . Q . . W . . z 

## TECHNICAL DETAILS

Nominal			Inside		Braid		Outside		Max. working pressure		Min. burst pressure		Min. bend radius		Weight	
mm	inch	dash	mm	inch	mm	inch	mm	inch	bar	psi	bar	psi	mm	inch	kg/m	lbs/ft
6	1/4	-4	6,6	0.26	11,7	0.46	13,6	0.54	414	6000	1242	18015	75	3.0	0,3	0.20
8	5/16	-5	8,3	0.32	13,1	0.51	15,3	0.60	414	6000	1242	18015	85	3.3	0,34	0.23
10*	3/8	-6	9,9	0.39	14,5	0.57	16,3	0.64	420	6090	1260	18275	65	2.6	0,33	0.22
12	1/2	-8	13,0	0.51	18,8	0.74	21,0	0.83	414	6000	1242	18015	130	5.1	0,59	0.40

\*s-version

Publication date: July 2021 - Subject to changes without notice

Not suitable for steam and oil hydraulic applications

**Please note:** Before using our products with new or untested media, or for applications that are not clearly indicated in the product information, written advice must be obtained from a specialist dealer or a Semperit application engineer. For safety reasons, all products must be inspected regularly for operational safety and replaced in the event of any damage (especially of the cover) or unusual signs of wear and tear. All products must be stored, handled and maintained in accordance with all our respective instructions and DIN 7716:1982. The information in our catalogue as well as each individual datasheet is subject to change at any time without notice since we are constantly developing and improving our products and due to constant technical developments after the latest release date of the catalogue and/or individual datasheets. In order to always have the latest product and safety information make sure you visit our website ([www.semperflex.com](http://www.semperflex.com)) regularly or contact one of our specialist dealers or a Semperit application engineer. All contracts with Semperflex are exclusively subject to our general terms and conditions (available at [www.semperitgroup.com](http://www.semperitgroup.com)).

**Important notice:** Our catalogue and any individual datasheet have been prepared with great care in order to provide you with all the information you need. The information contained therein is based on the state-of-the-art industrial technology and many years of experience and testing; whenever indicated for a certain product, we also confirm conformity with the resistance requirements of the media indicated in the product catalogue. However, the individual conditions of storage, maintenance and use decisively affect the safe and durable use of each product. The quality and safety of our products as indicated in the catalogue or individual datasheets are therefore strictly subject to the continuous observance of all specifications and restrictions in our written product information, applicable laws and standards. We reject any liability for safety issues or other consequences due to improper product choice, maintenance or handling (e.g. squashing, rupturing, stretching or filling with non-approved media). Our products must not be used in airplanes or other aerial vehicles under any circumstance. Unless specified otherwise, all hoses are manufactured according to EN853, 856, 857 and SAE J 517. Our products are not designated for the sale to the general public and do not fulfill the conditions for "GS-certification" (voluntary certification related to tested safety).

# 5

**HOSE TYPE APPROVAL  
CERTIFICATES**

**SPECIFICATION OF HOSE  
LENGTH IN ONE SHIPMENT**



## TYPE APPROVAL CERTIFICATES

### Approval Types of Semperit Hoses:

**Off-shore** DNV GL Det Norske Veritas – Germanischer Lloyd  
 ABS American Bureau of Shipping  
 RINA Registro Italiano Navale

**Mining & Special** MSHA Mine Safety and Health Administration  
 OPAVA Technical Laboratories OPAVA  
 MA Mining Certificate China  
 GOST Gossudarstwenny Standart

### Management System Certificate



### Environmental management system according to ISO14001: 2015

## SPECIFICATION OF HYDRAULIC HOSE LENGTH IN ONE SHIPMENT

If no specific hose lengths have been agreed on, the percentage of different lengths in any given delivery shall be as follows:

**According to EN 853 – 857:** ■ ■ ■  
 min. 80 % in lengths over 20 m  
 max. 20 % in lengths over 10 m to 20 m  
 max. 3 % in lengths over 1 m to 10 m  
 no length of hose may be less than 1 m  
 tolerance of the specified coil length is  $\pm 2\%$

**SEMPERIT standard:**  
 min. 90 % in lengths over 25 m  
 max. 10 % in lengths over 5 m to 25 m  
 no length of hose is less than 5 m  
 tolerance of the specified coil length is  $\pm 2\%$

## SPECIFICATION OF PRESSURE WASHER HOSE LENGTH IN ONE SHIPMENT

**SEMPERIT standard:**  
 Multiples of 10 m – prices on request  
 Deviations from standard (fix lengths, cut and coiled, ready for crimping) – prices on request

6

**GENERAL INFORMATION  
ON USE**

## GENERAL INFORMATION ON THE USE OF OUR PRODUCTS

The choice of the correct type of hose is very important for proper and safe use in service.

Please check the suitability of the chosen product for the customer's specific applications, and instruct your customers accurately about the functional range of our products and their limitations.

Please note that the suitability of a chosen product for the customer's specific application can only be determined in individual cases and is dependent on the specific installation situation (especially the hose curvature), the combination with a coupling, and the compatibility of the medium with the inner surface of the hose (inner liner).

Additionally: not suitable for aerial vehicles

Please consult our home page [www.semperflex.com](http://www.semperflex.com) for further information in detail. This brief overview does not replace specific advice in individual cases.

**Please obtain specific advice in the event of any uncertainty!**

The number of potential operating hours decreases if the hose is used under unfavorable operating conditions. These include maximum operational pressure, maximum temperature, and minimum bending radius. When several of these factors coincide, the product deteriorates more rapidly and therefore must be replaced sooner.

Therefore please verify operating conditions regularly, and adapt your replacement cycle to them.

**Please note:** Before using our products with new or untested media, or for applications that are not clearly indicated in the product information, written advice must be obtained from a specialist dealer or a Semperit application engineer. For safety reasons, all products must be inspected regularly for operational safety and replaced in the event of any damage (especially of the cover) or unusual signs of wear and tear. All products must be stored, handled and maintained in accordance with all our respective instructions and DIN 7716:1982. The information in our catalogue as well as each individual datasheet is subject to change at any time without notice since we are constantly developing and improving our products and due to constant technical developments after the latest release date of the catalogue and/or individual datasheets. In order to always have the latest product and safety information make sure you visit our website ([www.semperflex.com](http://www.semperflex.com)) regularly or contact one of our specialist dealers or a Semperit application engineer. All contracts with Semperflex are exclusively subject to our general terms and conditions (available at [www.semperitgroup.com](http://www.semperitgroup.com)).

**Important notice:** Our catalogue and any individual datasheet have been prepared with great care in order to provide you with all the information you need. The information contained therein is based on the state-of-the-art industrial technology and many years of experience and testing; whenever indicated for a certain product, we also confirm conformity with the resistance requirements of the media indicated in the product catalogue. However, the individual conditions of storage, maintenance and use decisively affect the safe and durable use of each product. The quality and safety of our products as indicated in the catalogue or individual datasheets are therefore strictly subject to the continuous observance of all specifications and restrictions in our written product information, applicable laws and standards. We reject any liability for safety issues or other consequences due to improper product choice, maintenance or handling (e.g. squashing, rupturing, stretching or filling with non-approved media). Our products must not be used in airplanes or other aerial vehicles under any circumstance. Unless specified otherwise, all hoses are manufactured according to EN853, 856, 857 and SAE J 517. Our products are not designated for the sale to the general public and do not fulfill the conditions for "GS-certification" (voluntary certification related to tested safety).



**WARNING:** Products shown in this catalogue can expose you to chemicals including 2mercaptobenzothiazole (2-MBT), Benzo[a]pyren and Diisononylphthalate, which are known to the State of California to cause cancer, birth defects, or other reproductive harm. For more information, go to [www.P65Warnings.ca.gov](http://www.P65Warnings.ca.gov). This warning is as of the date of publication of the catalogue.

Publication date: July 2021 © Semperit Technische Produkte GmbH

### IMPORTANT INFORMATION:

Incorrect product selection or improper installation of hoses can result in damage to or failure of the hose, (often serious) material damage, and personal injury. Particularly in applications with high operational pressures, non-compliance with specifications can result in serious risk of injury! Therefore, in case of doubt, please seek specific advice!



## EUROPE

### AUSTRIA

Semperit Technische Produkte Gesellschaft m.b.H,  
Triester Bundeststraße 26, 2632 Wimpassing, Austria  
Tel.: +43 2630 310 201  
[semperfex@semperitgroup.com](mailto:semperfex@semperitgroup.com)

### CZECH REPUBLIC

Semperflex Optimit s.r.o.  
Vitkovská ul. 391/29, CZ-74235 Odry  
Tel.: +420 556 763 365  
[sales.odry@semperitgroup.com](mailto:sales.odry@semperitgroup.com)

### GERMANY

Semperflex Rivalit GmbH  
Steinhardter Straße 32 A, D-55596 Waldböckelheim  
Tel.: +49 6758 92 92 0  
[rivalit@semperitgroup.com](mailto:rivalit@semperitgroup.com)

## AFRICA

### SINGAPORE

Semperit Industrial Products (S) Pte Ltd.  
8 Jurong Town Hall Road,  
#29-05/06 The JTC Summit Singapore 609434  
Tel.: +65 6275 4690  
[semperfex.sg@semperitgroup.com](mailto:semperfex.sg@semperitgroup.com)

## AMERICAS

### USA

Semperit Industrial Products Inc.,  
17-01 Pollitt Drive, Fair Lawn NJ 07410-2814, USA,  
Tel.: +1 201 797-7794, Fax: +1 201 797-3899  
[sales@semperit-usa.com](mailto:sales@semperit-usa.com)

## ASIA / AUSTRALIA / PACIFIC

### CHINA

Semperflex Shanghai Ltd.  
1255 Cang Gong Road, Shanghai Chemical Industrial Park  
Fengxian Subzone, Shanghai 201417, China  
Tel.: +86 (0)21 3758 1133  
[csb@semperit.com.cn](mailto:csb@semperit.com.cn)

### SINGAPORE

Semperit Industrial Products (S) Pte Ltd.  
8 Jurong Town Hall Road,  
#29-05/06 The JTC Summit Singapore 609434  
Tel.: +65 6275 4690  
[semperfex.sg@semperitgroup.com](mailto:semperfex.sg@semperitgroup.com)

### INDIA

Sempertrans India Private Limited (Segment  
Semperfex, New Delhi office)  
LG-CS-38, Ansal Plaza, Sector-1, Vaishali,  
Ghaziabad U.P.201010, India  
Tel.: +91 120 4127752  
[semperfex.india@semperitgroup.com](mailto:semperfex.india@semperitgroup.com)

### INDONESIA

Semperit Industrial Products (S) Pte Ltd.  
8 Jurong Town Hall Road,  
#29-05/06 The JTC Summit Singapore 609434  
Tel.: +65 6275 4690  
[semperfex.sg@semperitgroup.com](mailto:semperfex.sg@semperitgroup.com)

[www.semperitgroup.com](http://www.semperitgroup.com)

[www.semperfex.com](http://www.semperfex.com)



**semperfex®**   
A MEMBER OF THE SEMPERIT-GROUP